

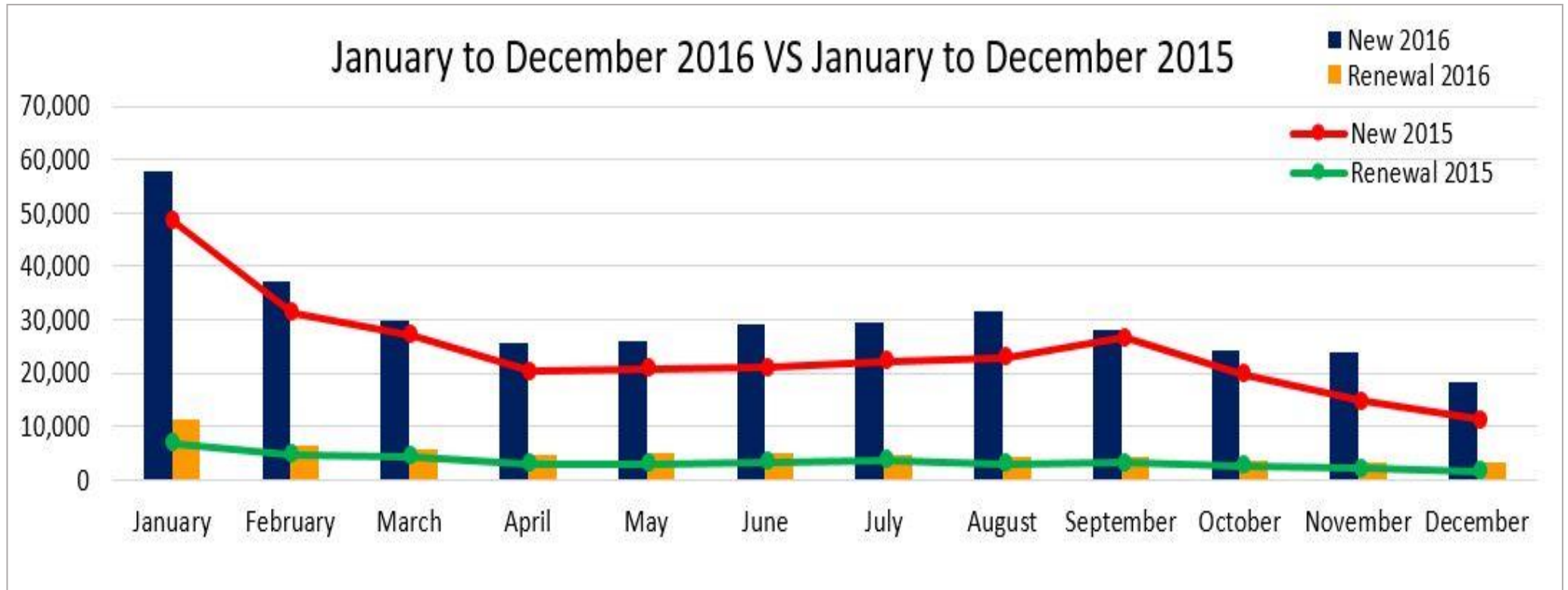
BNRS IN FIGURES

YTD Report

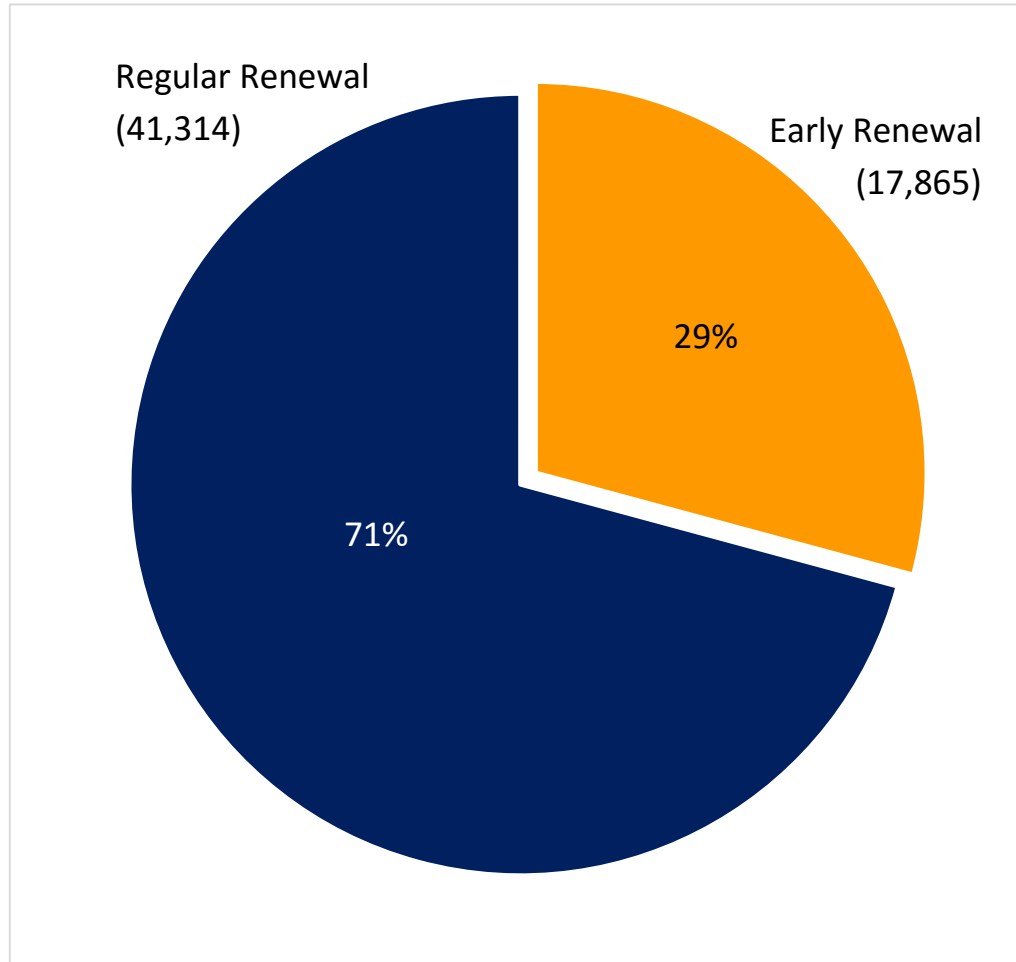
January to December 2016

**Business Name (BN) Registration by Source per Type
2016 VS 2015**

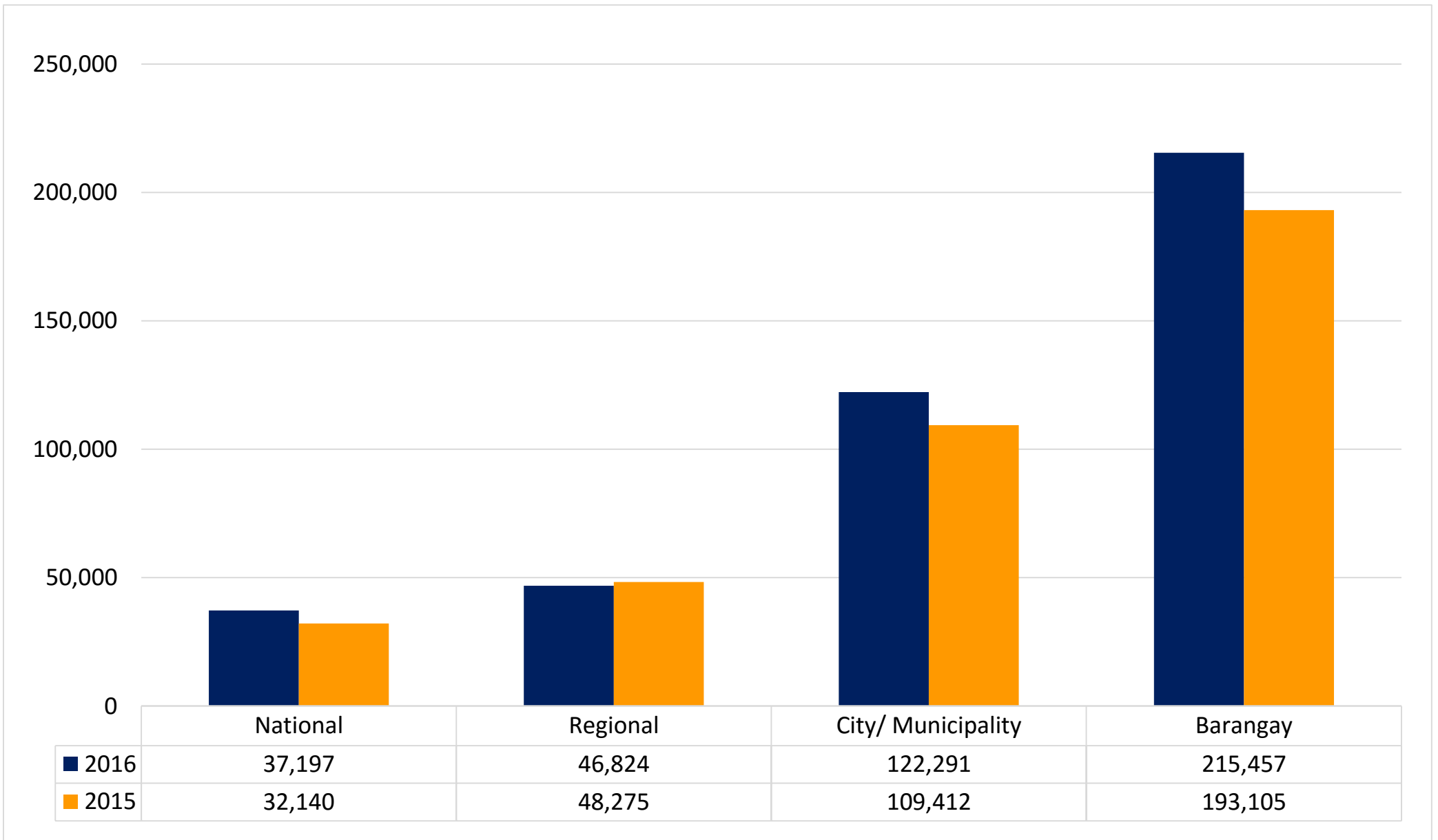
Source	2016			2015			% Change
	New	Renewal	Total	New	Renewal	Total	
Teller	232,633	51,703	284,336	246,253	47,163	293,416	-3%
Web	58,943	9,476	68,419	41,513	9,833	51,346	33%
PBR	69,014	0	69,014	38,170	0	38,170	81%
Total	360,590	61,179	421,769	325,936	56,996	382,932	10%



Business Name (BN) Registration by Type- Renewal 2016

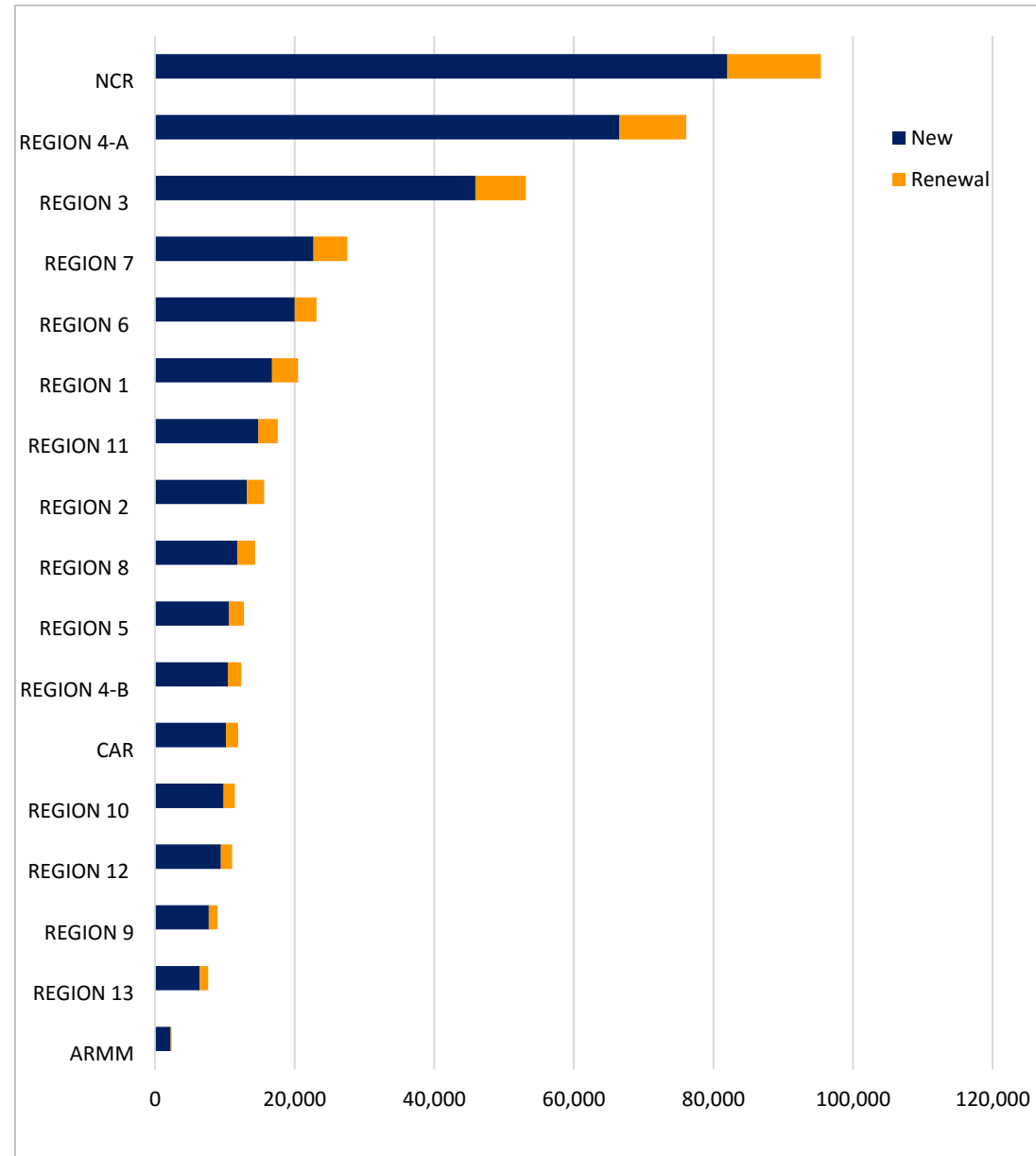


Business Name (BN) Registration by Scope 2016 VS 2015



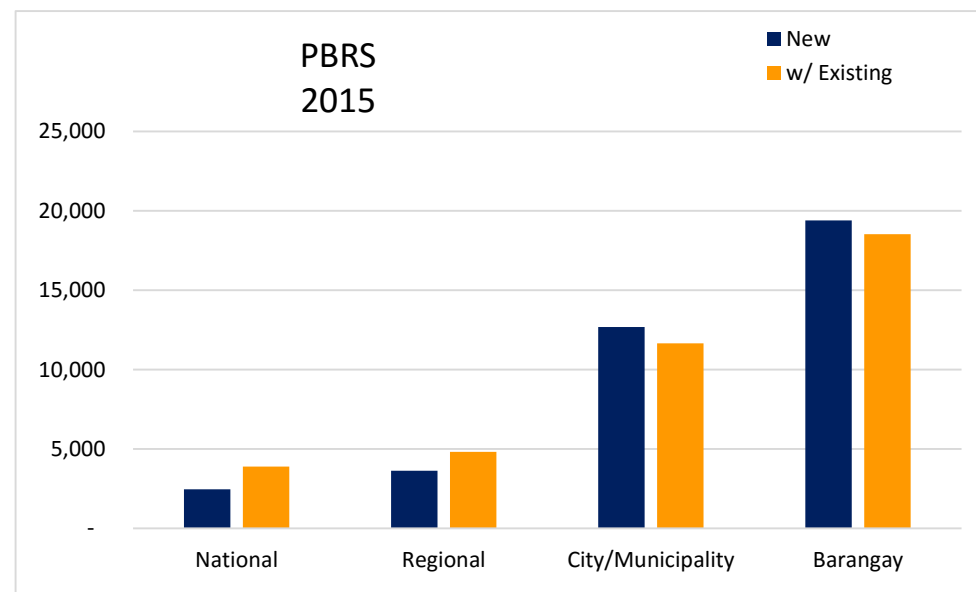
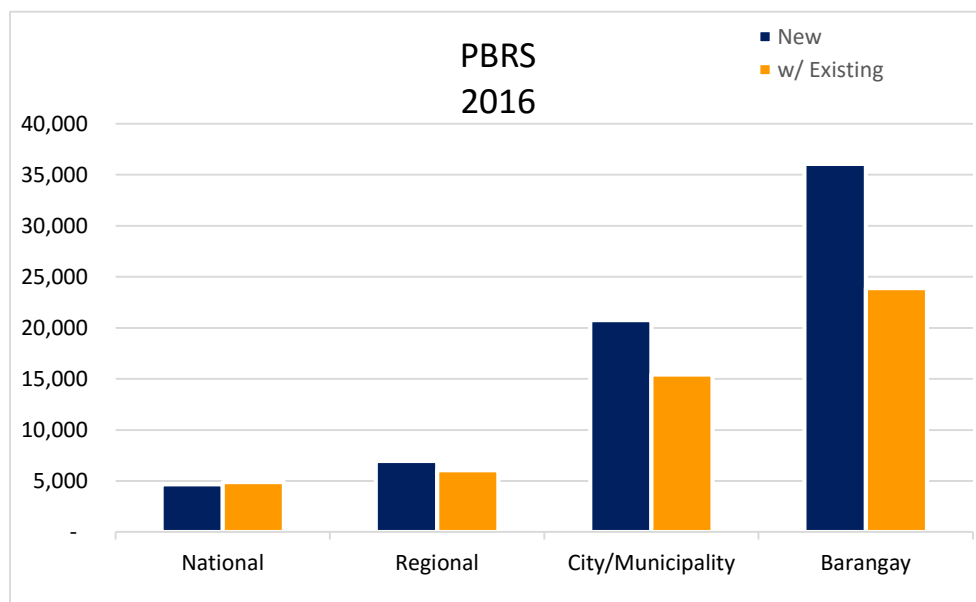
Business Name (BN) Registration by Region based on Owner's Location 2016

Owners Region	NEW	RENEWAL	Total	% to Total
NATIONAL CAPITAL REGION (NCR)	82,014	13,403	95,417	23%
REGION 4-A (CALABARZON)	66,543	9,558	76,101	18%
REGION 3 (CENTRAL LUZON)	45,886	7,242	53,128	13%
REGION 7 (CENTRAL VISAYAS)	22,704	4,857	27,561	7%
REGION 6 (WESTERN VISAYAS)	20,024	3,099	23,123	5%
REGION 1 (ILOCOS REGION)	16,772	3,724	20,496	5%
REGION 11 (DAVAO REGION)	14,806	2,765	17,571	4%
REGION 2 (CAGAYAN VALLEY)	13,163	2,492	15,655	4%
REGION 8 (EASTERN VISAYAS)	11,827	2,513	14,340	3%
REGION 5 (BICOL REGION)	10,603	2,143	12,746	3%
REGION 4-B (MIMAROPA)	10,434	1,891	12,325	3%
REGION 10 (NORTHERN MINDANAO)	9,835	1,584	11,419	3%
REGION 12 (SOCCSKSARGEN)	9,450	1,597	11,047	3%
CORDILLERA ADMINISTRATIVE REGION (CAR)	10,163	1,734	11,897	3%
REGION 9 (ZAMBOANGA PENINSULA)	7,716	1,204	8,920	2%
REGION 13 (CARAGA)	6,402	1,231	7,633	2%
AUTONOMOUS REGION IN MUSLIM MINDANAO (ARMM)	2,248	142	2,390	1%
Total	360,590	61,179	421,769	100%



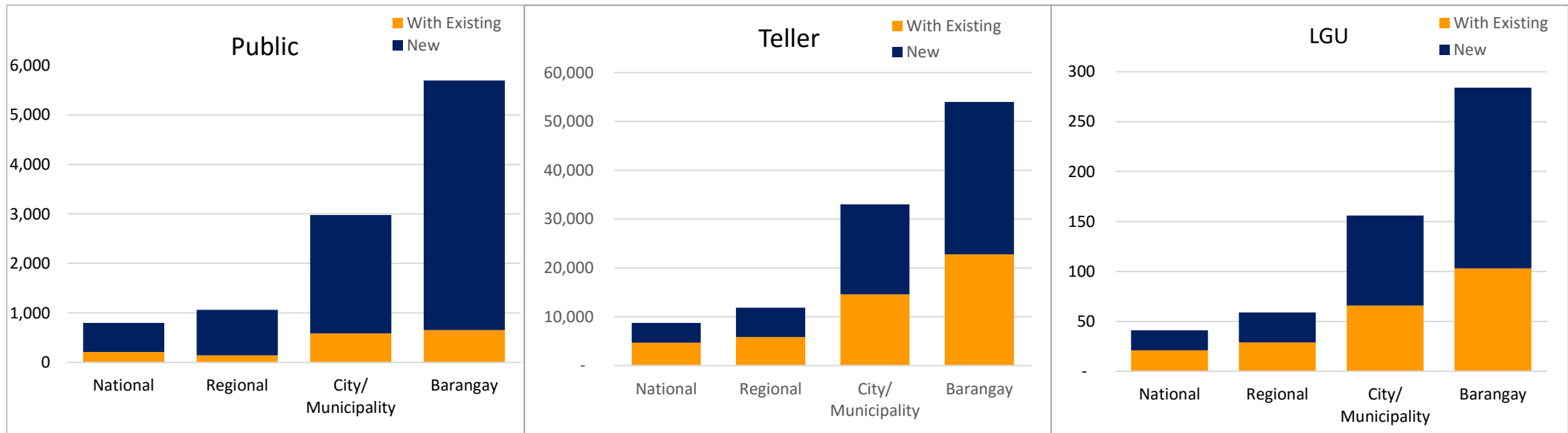
Philippine Business Registration System (PBRs) by Scope 2016 VS 2015

Scope	2016			2015			
	New	With Existing	Total	New	With Existing	Total	% Change
National	4,660	4,900	9,560	2,452	3,896	6,348	51%
Regional	6,968	6,058	13,026	3,632	4,817	8,449	54%
City/Municipality	20,763	15,416	36,179	12,691	11,651	24,342	49%
Barangay	36,077	23,881	59,958	19,395	18,537	37,932	58%
Total	68,468	50,255	118,723	38,170	38,901	77,071	54%



Philippine Business Registration System (PBRS) by Source 2016

SCOPE	PUBLIC			DTI TELLER			LGU			Grand Total
	New	With Existing	Total	New	With Existing	Total	New	With Existing	Total	
National	589	210	799	4,015	4,702	8,717	20	21	41	9,557
Regional	919	146	1,065	6,026	5,854	11,880	30	29	59	13,004
City/ Municipality	2,391	588	2,979	18,455	14,570	33,025	90	66	156	36,160
Barangay	5,039	655	5,694	31,259	22,765	54,024	181	103	284	60,002
Total	8,938	1,599	10,537	59,755	47,891	107,646	321	61	540	118,723



%BNRS VS %PBR

2016 VS 2015

**%BNRS VS %PBR = PBR new and with existing /TOTAL and BN new/TOTAL*

** BN new= New transactions though Web and Tellers*

* %BNRS VS %PBR	2016	2016%	2015	2015%
BNRS	303,046	72%	305,861	80%
PBR	118,723	28%	77,071	20%
TOTAL	421,769	100%	382,932	100%

