

BNRS IN FIGURES

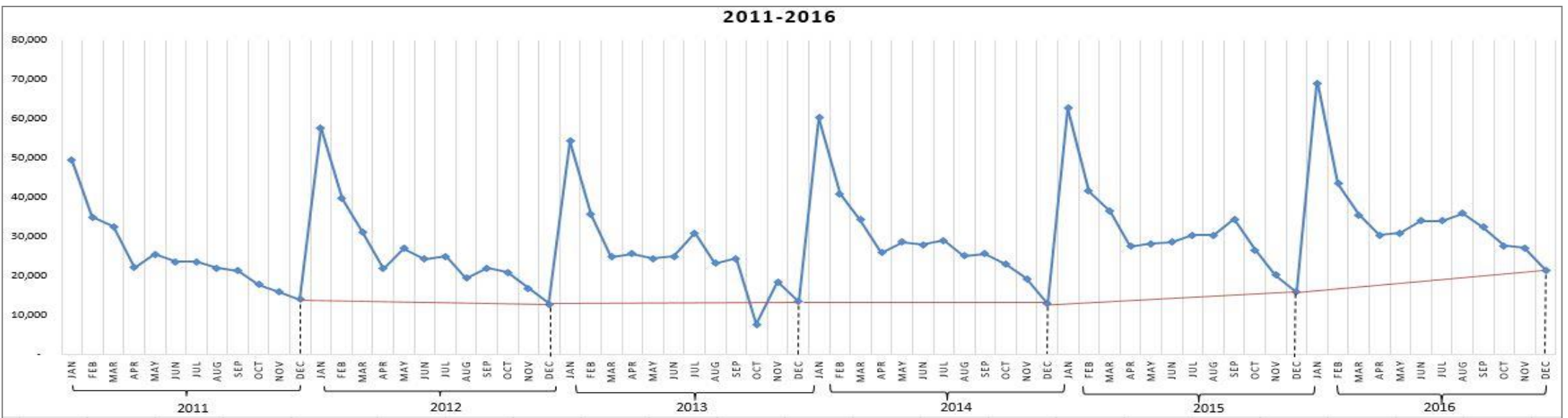
**Monthly Report
as of December 2016**

Business Name (BN) Registration by Scope per Source December 2016 VS December 2015

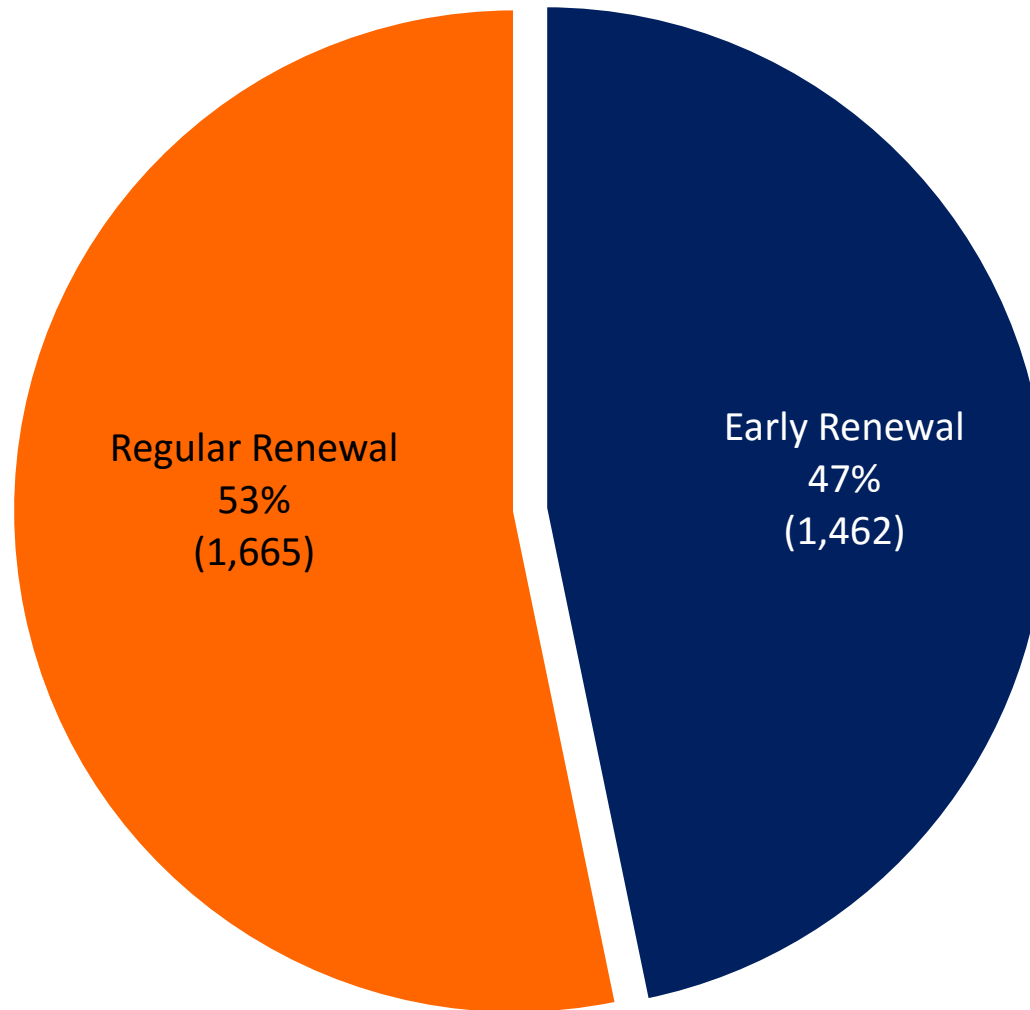
Scope	2016								2015								% Change December 2016 VS December 2015
	Teller			Web			PBR	Grand Total	Teller			Web			PBR	Grand Total	
	New	Renewal	Total	New	Renewal	Total	New		New	Renewal	Total	New	Renewal	Total	New		
National	956	197	1,153	867	48	915	257	2,325	880	282	1,162	288	153	441	155	1,758	32%
Regional	1,262	221	1,483	664	50	714	425	2,622	1,178	250	1,428	441	71	512	220	2,160	21%
City/ Municipality	2,837	1,010	3,847	957	191	1,148	1,005	6,000	2,635	793	3,428	488	202	690	705	4,823	24%
Barangay	5,826	1,167	6,993	1,578	243	1,821	1,686	10,500	4,614	836	5,450	603	149	752	1,019	7,221	45%
Total	10,881	2,595	13,476	4,066	532	4,598	3,373	21,447	9,307	2,161	11,468	1,820	575	2,395	2,099	15,962	34%

Type	2016	2015	% Change
New	18,320	13,226	39%
Renewal	3,127	2,736	14%
Total	21,447	15,962	34%

Business Name (BN) Registration tallied a total of 21,447 applications this month of December 2016. This is 34% increase in comparison with last year's record of 15,962 of the same period. The registrations also recorded 18,320 New BNs or 85% of total registrations in December 2016, while renewal registrations recorded 3,127 or 15% of its total. As to its records from 2011, It can be noticed that there is a measured increase in BN registrations through the years. The records show that Filipino entrepreneurs are now more into micro small and medium scale business progress, development and advancement.

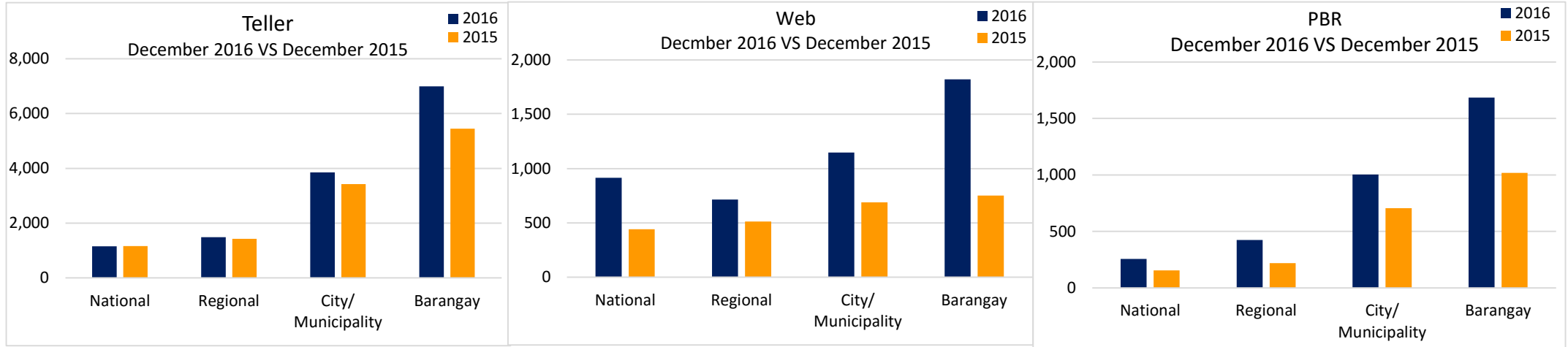


Renewal



Business Name Renewal Schemes: Early Renewal and Regular Renewal. Early Renewal covered 47% of the total renewal registration or 1,462 renewal records (7% of the total tallied registrations new and renewal) while Regular Renewal tallied 1,665 BNs or 53%% of the total renewal registrations (8% of the total tallied registrations new and renewal.)

**Business Name (BN) Registration by Source
December 2016 VS December 2015**

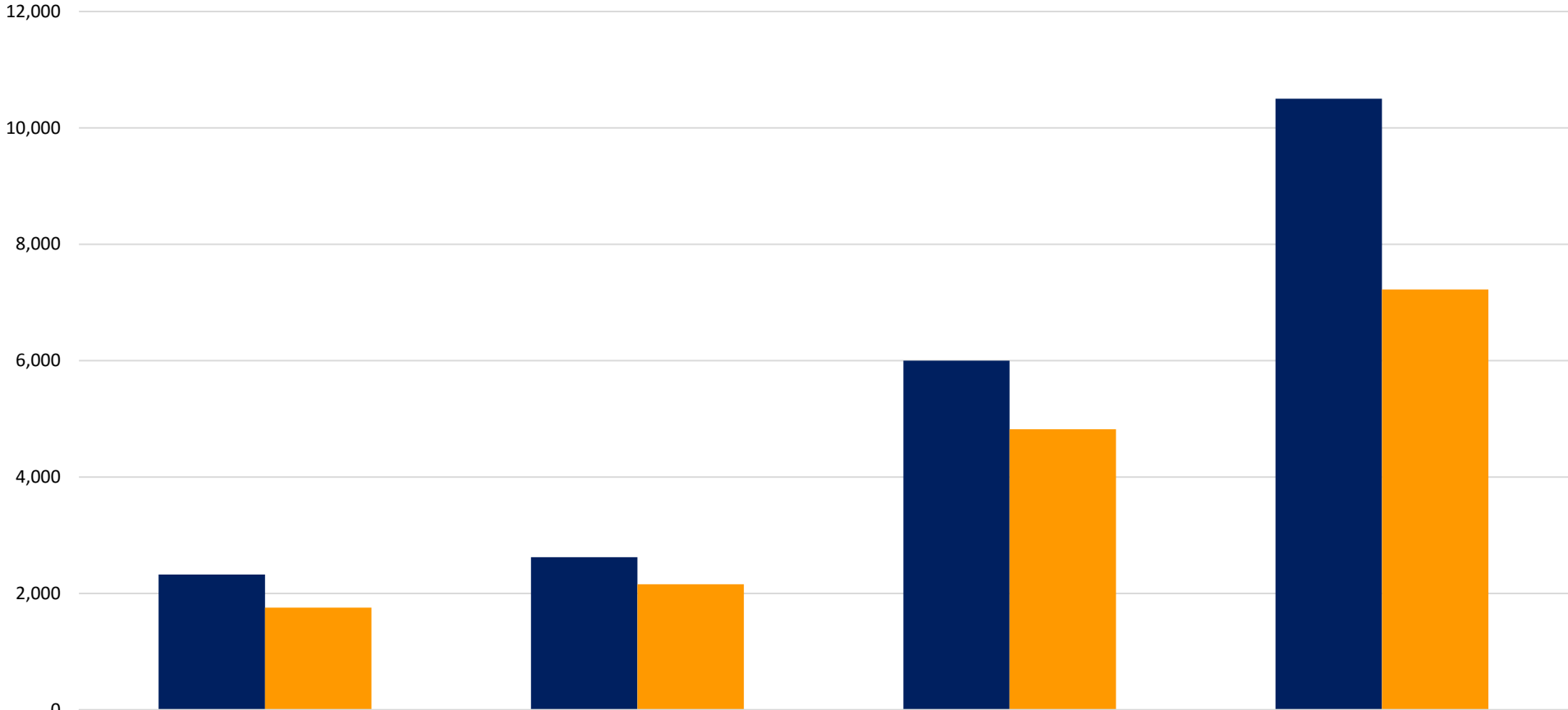


Business name registration by source (teller, web, and PBR), it can be observed that the teller source covered most of the business names registered with 63% or 13,476 BNs (10,881 new registrations and 2,595- renewal registrations).

With the online application or web source which also offers an end- to-end business application process, the source tallied 4,598 business names registered or 21% of total business name registrations. Web transactions are comprised with 4,066 new business names registered and 532 renewal business names. PBR scope recorded 3,617 registrations or an increase of 61% from last year's 2,099 BN's of the same period of December through the PBR system (www.business.gov.ph).

As to determining the online applications and over-the-counter transaction, there are 5,278 business names registered through online application or 25% of the total transaction (Teller, Web and PBR), and 16,169 OTC transactions or 75% of the total transactions.

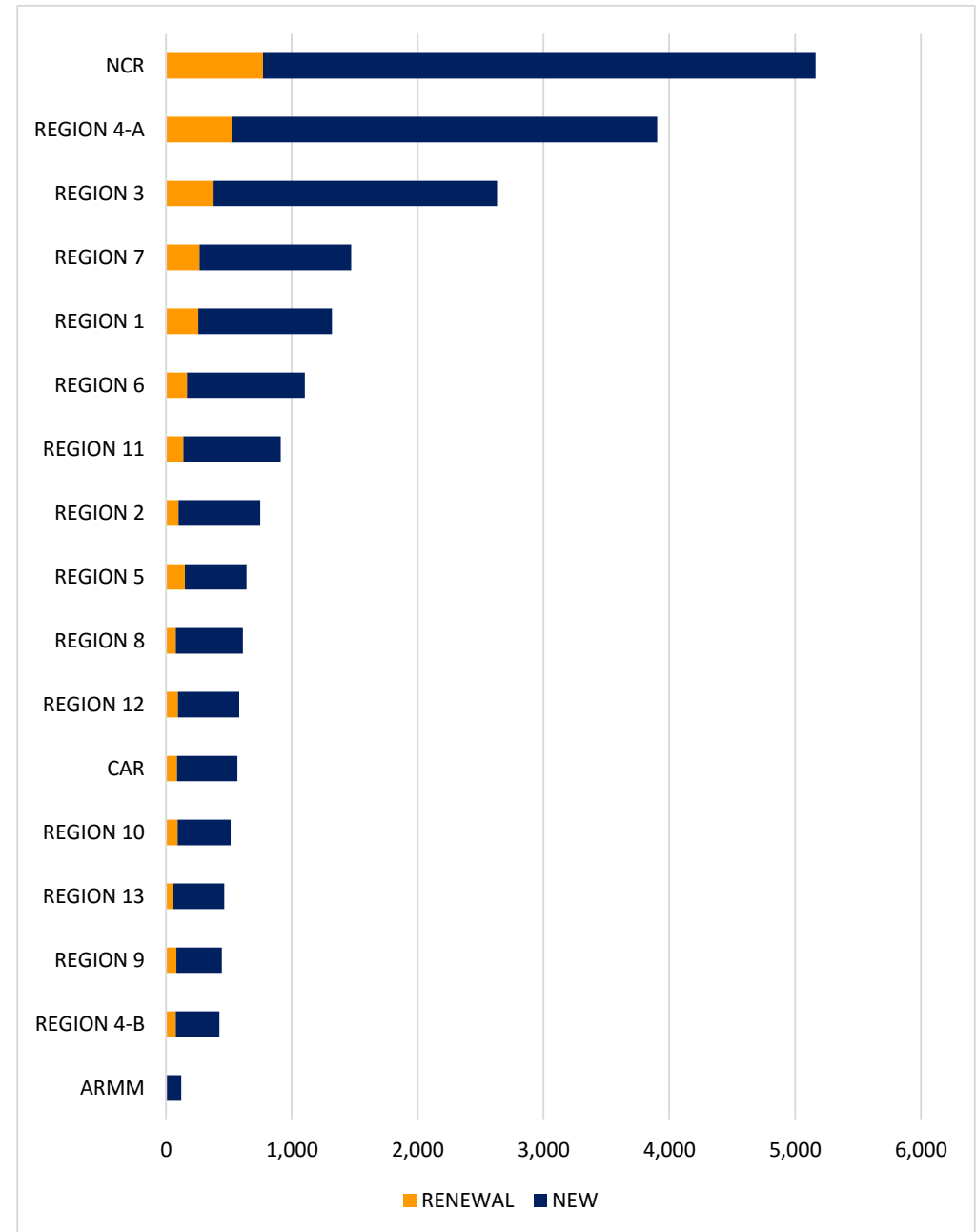
**Business Name (BN) Registration by Scope
December 2016 VS December 2015**



	National	Regional	City/ Municipality	Barangay
■ 2016	2,325	2,622	6,000	10,500
■ 2015	1,758	2,160	4,823	7,221

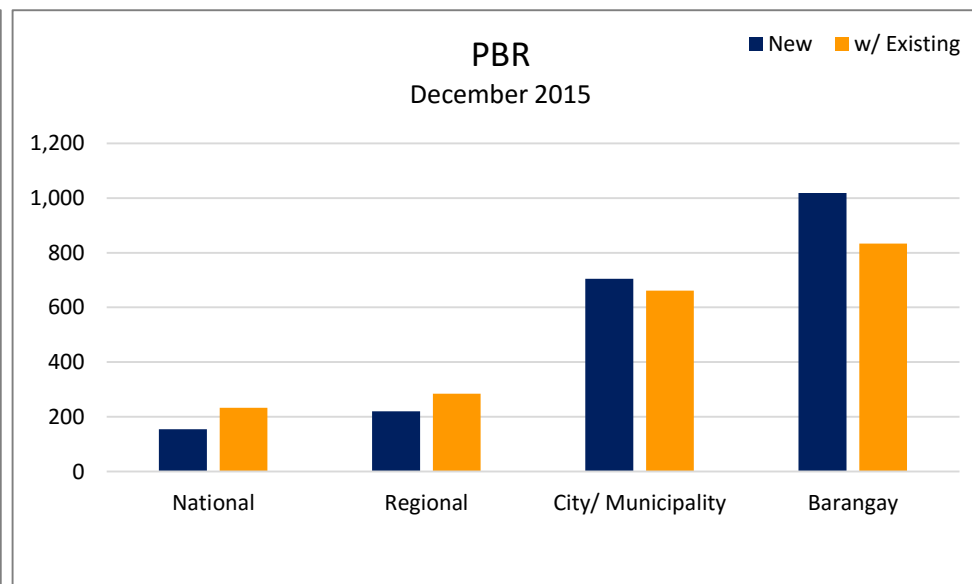
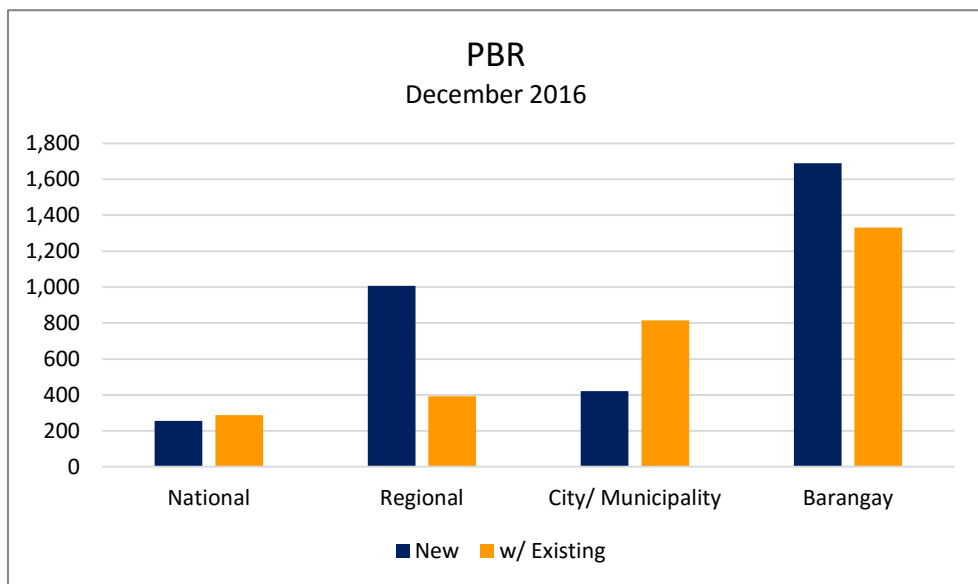
**Business Name (BN) Registration by Region based on Owner's Location
November 2016**

Owners Region	NEW	RENEWAL	Total	%Total
NATIONAL CAPITAL REGION (NCR)	4,393	770	5,163	24%
REGION 4-A (CALABARZON)	3,383	522	3,905	14%
REGION 3 (CENTRAL LUZON)	2,254	378	2,632	10%
REGION 7 (CENTRAL VISAYAS)	1,206	266	1,472	5%
REGION 1 (ILOCOS REGION)	1,061	257	1,318	5%
REGION 6 (WESTERN VISAYAS)	936	168	1,104	4%
REGION 11 (DAVAO REGION)	772	139	911	3%
REGION 2 (CAGAYAN VALLEY)	649	100	749	3%
REGION 8 (EASTERN VISAYAS)	533	77	610	2%
REGION 5 (BICOL REGION)	490	150	640	2%
REGION 12 (SOCCSKSARGEN)	489	93	582	2%
CORDILLERA ADMINISTRATIVE REGION (CAR)	478	88	566	2%
REGION 10 (NORTHERN MINDANAO)	422	92	514	2%
REGION 13 (CARAGA)	404	58	462	2%
REGION 4-B (MIMAROPA)	348	77	425	2%
REGION 9 (ZAMBOANGA PENINSULA)	362	82	444	2%
AUTONOMOUS REGION IN MUSLIM MINDANAO (ARMM)	113	7	120	0%
Total	18,293	3,324	21,617	100%



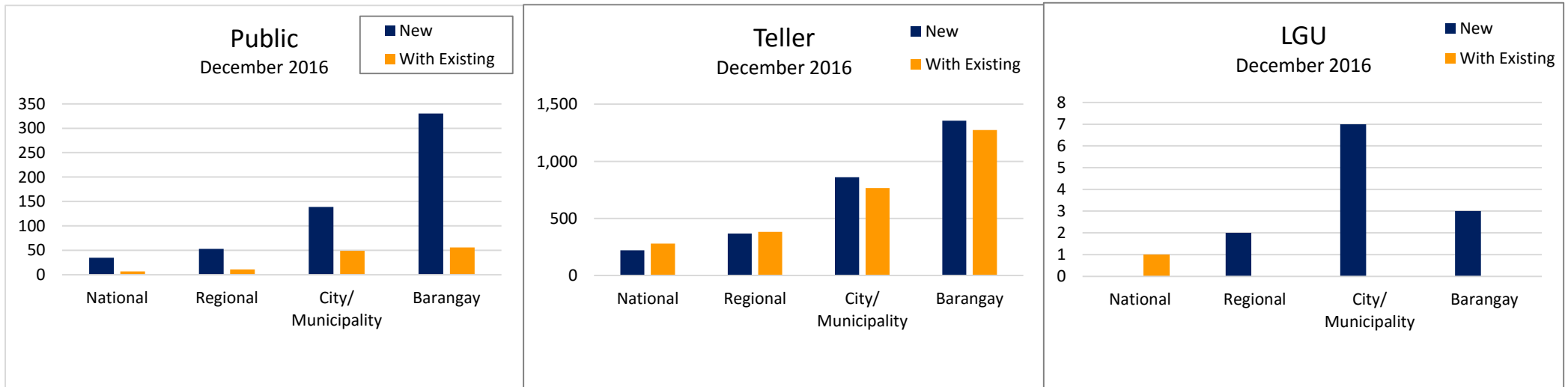
**Philippine Business Registration System (PBR) by Scope
December 2016 VS December 2015**

Scope	2016			2015			% Change
	New	w/ Existing	Total	New	w/ Existing	Total	
National	255	288	543	155	233	388	40%
Regional	1007	393	1,400	220	285	505	177%
City/ Municipality	422	815	1,237	705	662	1367	-10%
Barangay	1689	1331	3,020	1019	834	1853	63%
Total	3,373	2,827	6,200	2,099	2,014	4,113	51%



**Philippine Business Registration System (PBRS) by Source
December 2016**

SCOPE	PUBLIC			DTI TELLER			LGU			Grand Total
	New	With Existing	Total	New	With Existing	Total	New	With Existing	Total	
National	35	7	42	220	280	500	0	1	1	543
Regional	53	11	64	367	382	749	2	0	2	815
City/ Municipality			188			1627			7	1822
	139	49		861	766		7	0		
Barangay	330	56	386	1356	1275	2631	3	0	3	3020
Total	557	123	680	2,804	2,703	5,507	12	1	13	6,200



%BNRS VS %PBR
December 2016 VS December 2015

* %BNRS VS %PBR	2016	2016%	2015	2015%
BNRS	15,247	71%	11,849	74%
PBR	6,200	29%	4,113	26%
TOTAL	21,447	100%	15,962	100%

**%BNRS VS %PBR = PBR new and with existing /TOTAL and BN new/TOTAL*

** BN new= New transactions though Web and Tellers*

For the utility ratio of both BNR (www.bnrs.dti.gov.ph) and PBR (www.business.gov.ph) systems, the BNRS covered 71% of the transactions this December 2016 with a decrease of 3% from its utility percentage last December 2015 of 74%. PBR recorded an increase of 3% from last year's 26% of utility, covering 29% of the total transactions this December 2016.

