

BNRS IN FIGURES

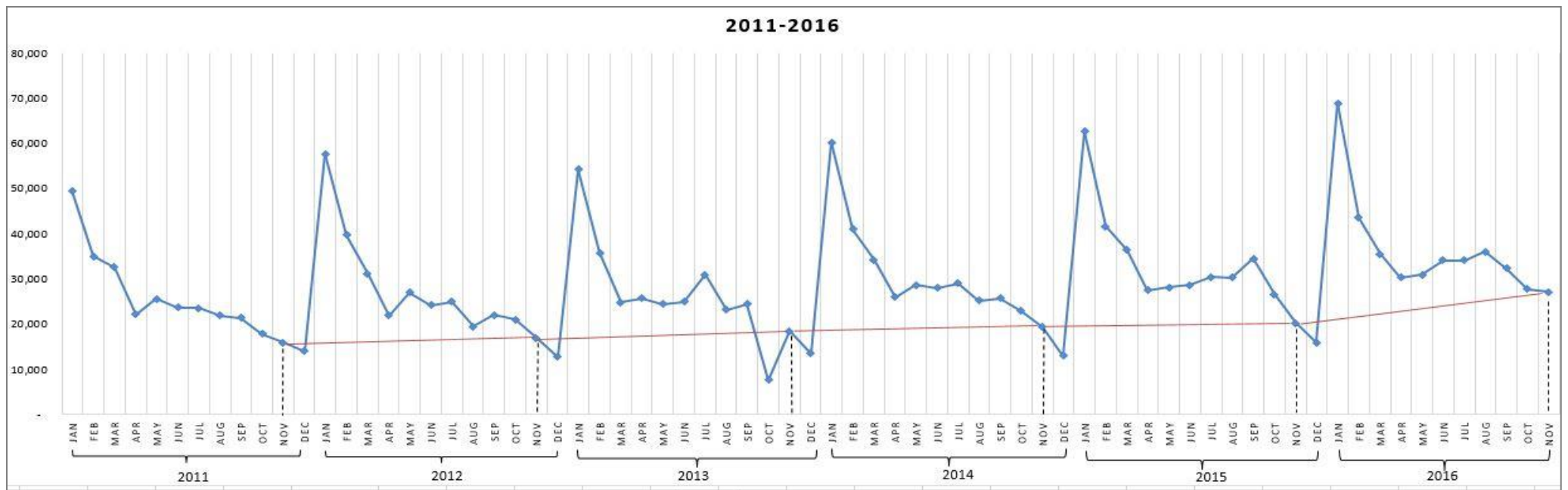
**Monthly Report
as of November 2016**

Business Name (BN) Registration by Scope per Source November 2016 VS November 2015

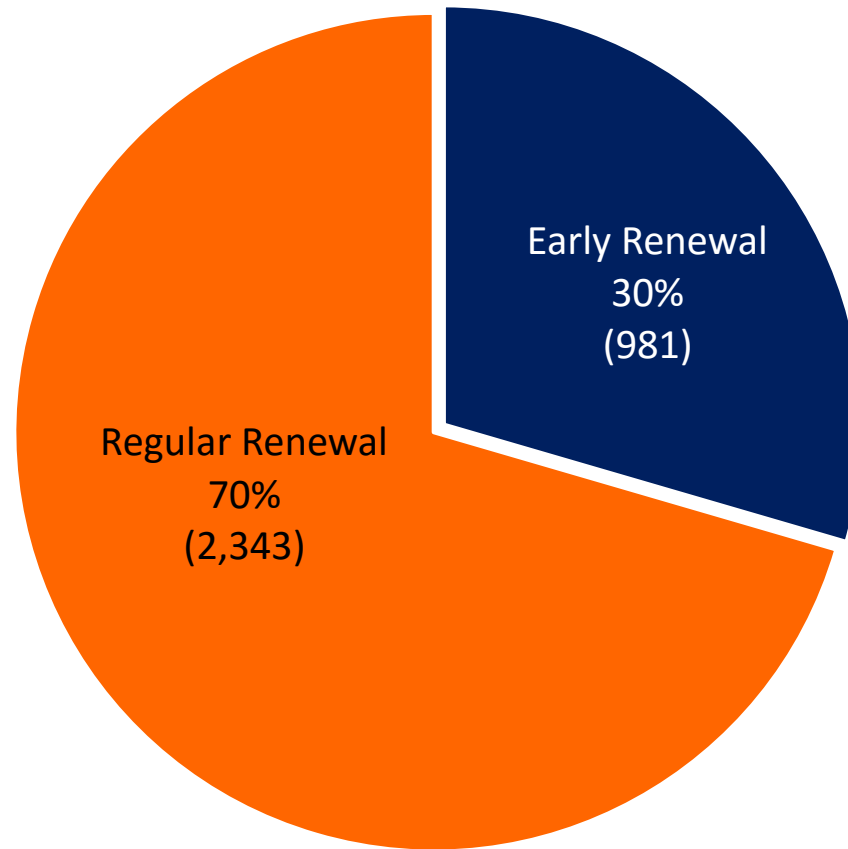
2016									2015								% Change November 2016 VS November 2015
Scope	Teller			Web			PBR	Grand Total	Teller			Web			PBR	Grand Total	
	New	Renewal	Total	New	Renewal	Total	New		New	Renewal	Total	New	Renewal	Total	New		
National	1,374	232	1,606	861	75	936	311	2,853	1,123	357	1,480	345	121	466	273	2,219	29%
Regional	1,789	257	2,046	1202	66	1268	439	3,753	1,797	265	2,062	662	85	747	359	3,168	18%
City/ Municipality	3,917	1,071	4,988	1,411	197	1608	984	7,580	3,033	1,036	4,069	579	218	797	1,063	5,929	28%
Barangay	7,672	1,211	8,883	1,980	215	2195	1,883	12,961	5,525	1,006	6,531	677	160	837	1,565	8,933	45%
Total	14,752	2,771	17,523	5,454	553	6,007	3,617	27,147	11,478	2,664	14,142	2,263	584	2,847	3,260	20,249	34%

Type	2016	2015	% Change
New	23,823	17,001	40%
Renewal	3,324	3,248	2%
Total	27,147	20,249	34%

Business Name (BN) Registration tallied a total of 27,147 applications this month of November 2016. This is 34% increase in comparison with last year's record of 20,249 of the same period. The registrations also recorded 23,823 New BNs or 88% of total registrations in November 2016, while renewal registrations recorded 3,324 or 12% of its total. As to its records from 2011, It can be noticed that there is a measured increase in BN registrations through the years. The records show that Filipino entrepreneurs are now more into micro small and medium scale business progress, development and advancement.

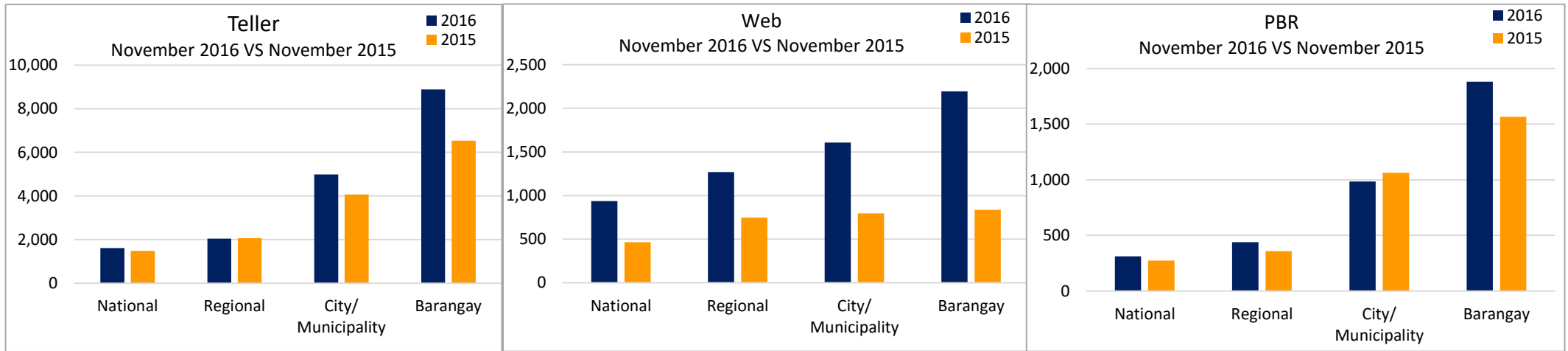


Renewal



Business Name Renewal Schemes: Early Renewal and Regular Renewal. Early Renewal covered 30% of the total renewal registration or 981 renewal records (4% of the total tallied registrations new and renewal) while Regular Renewal tallied 2,343 BNs or 70% of the total renewal registrations (9% of the total tallied registrations new and renewal.)

**Business Name (BN) Registration by Source
November 2016 VS November 2015**

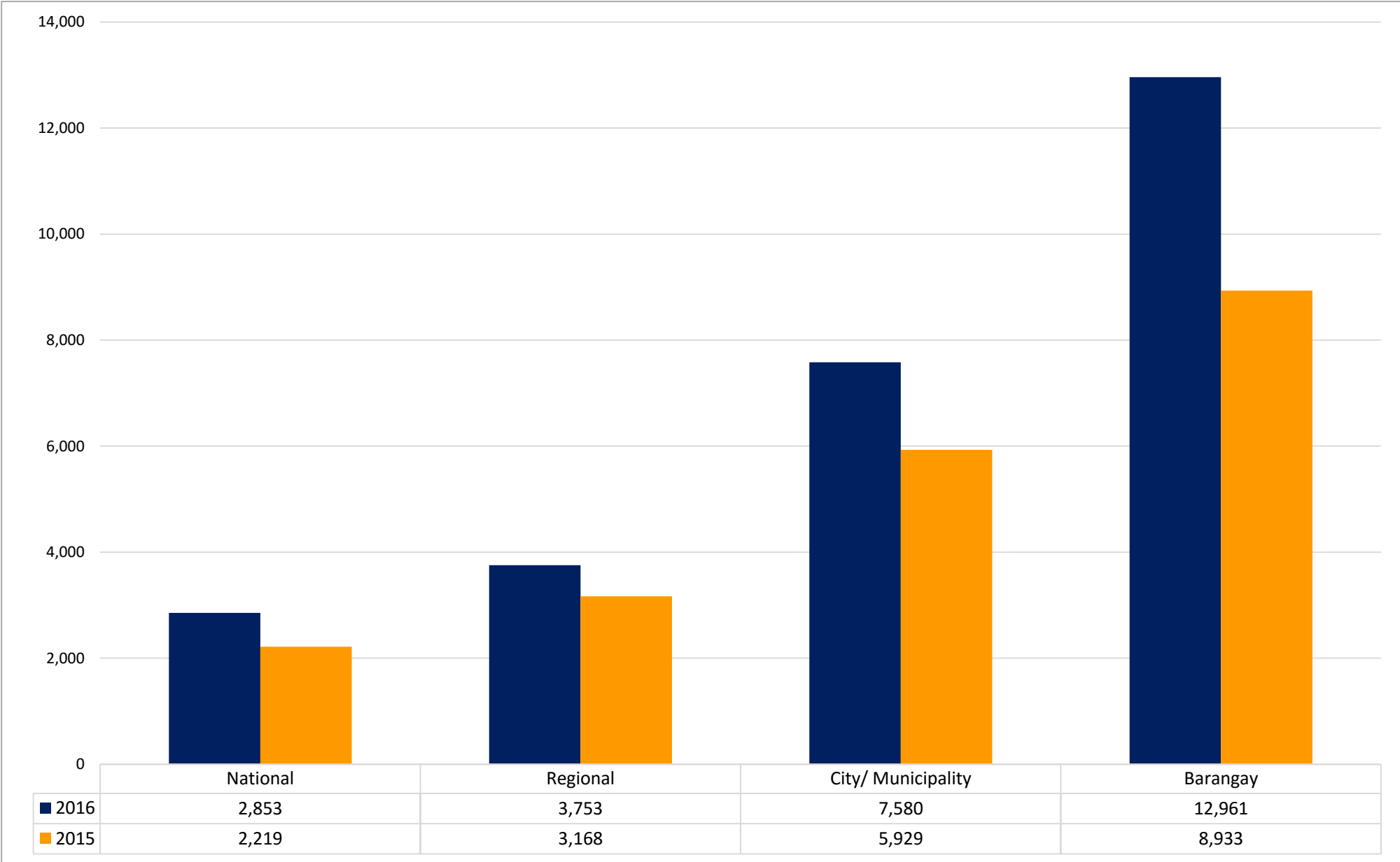


Business name registration by source (teller, web, and PBR), it can be observed that the teller source covered most of the business names registered with 64% or 17,523 BNs (14,752 new registrations and 2,771- renewal registrations).

With the online application or web source which also offers an end- to-end business application process, the source tallied 6,007 business names registered or 22% of total business name registrations. Web transactions are comprised with 5,454 new business names registered and 553 renewal business names. PBR scope recorded 3,617 registrations or an increase of 11% from last year's 3,260 BN's of the same period of November through the PBR system (www.business.gov.ph).

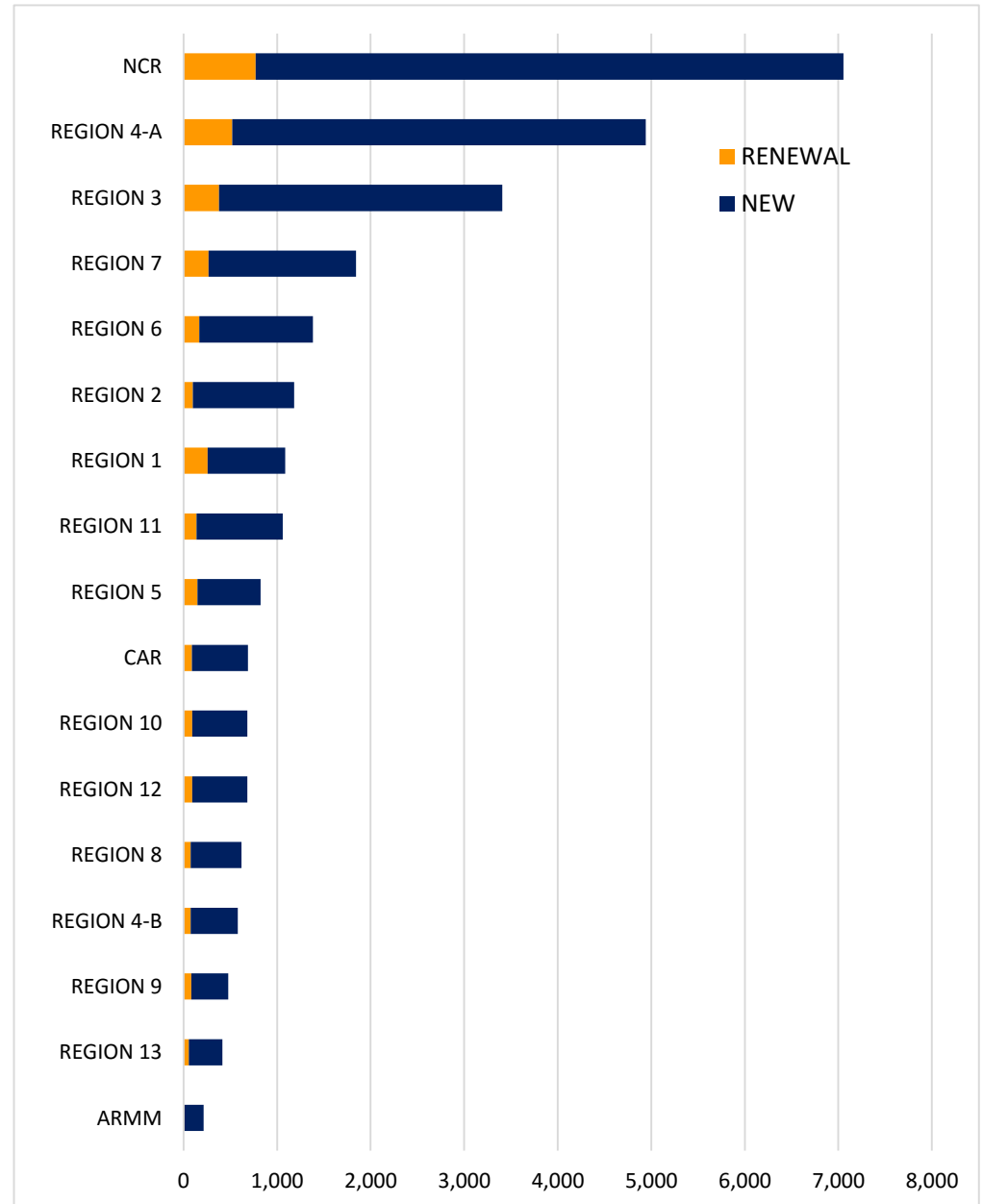
As to determining the online applications and over-the-counter transaction, there are 6,535 business names registered through online application or 24% of the total transaction (Teller, Web and PBR), and 20,612 OTC transactions or 76% of the total transactions.

**Business Name (BN) Registration by Scope
November 2016 VS November 2015**



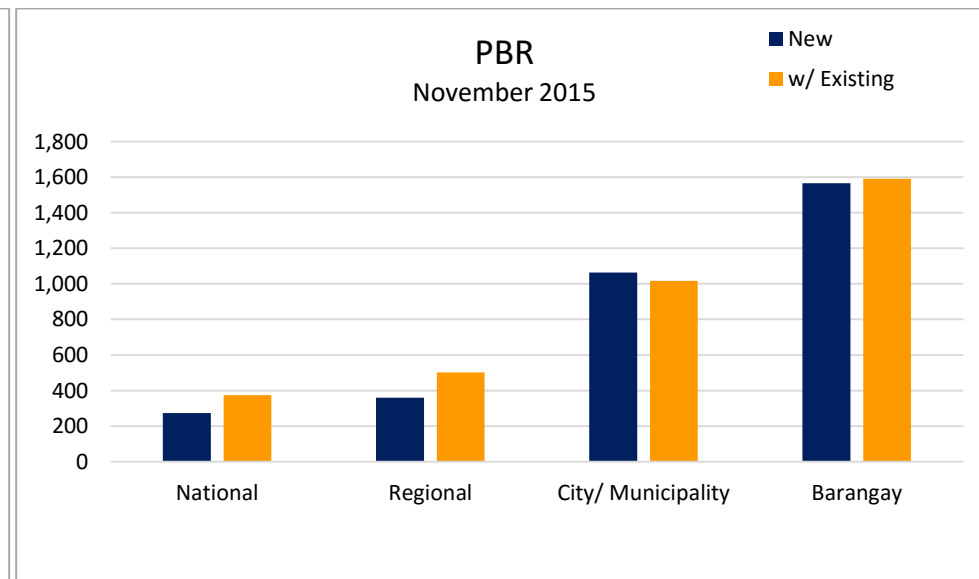
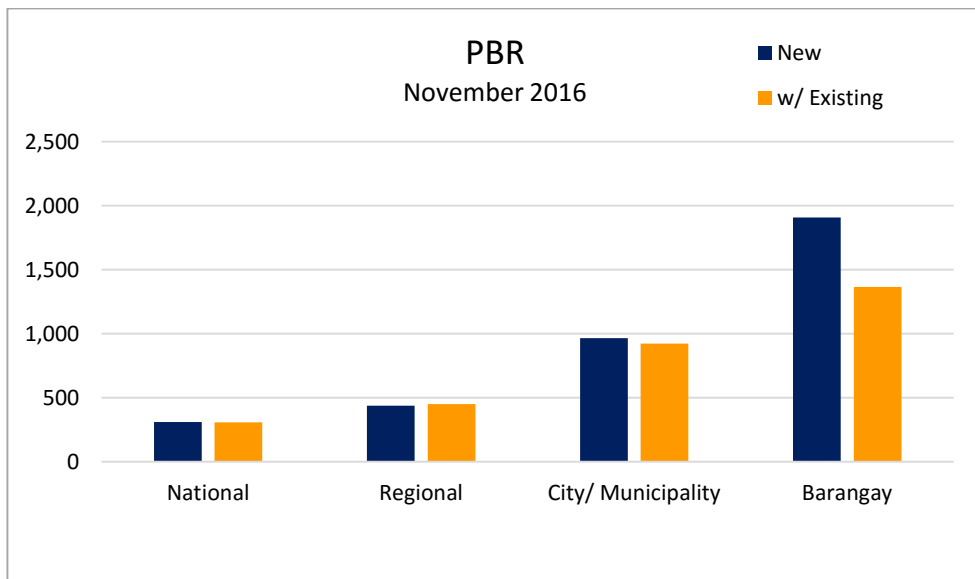
**Business Name (BN) Registration by Region based on Owner's Location
November 2016**

Owners Region	NEW	RENEWAL	Total	%Total
NATIONAL CAPITAL REGION (NCR)	6,286	770	7,056	26%
REGION 4-A (CALABARZON)	4,421	522	4,943	18%
REGION 3 (CENTRAL LUZON)	3,028	378	3,406	13%
REGION 7 (CENTRAL VISAYAS)	1,579	266	1,845	7%
REGION 6 (WESTERN VISAYAS)	1,214	168	1,382	5%
REGION 2 (CAGAYAN VALLEY)	1,083	100	1,183	4%
REGION 1 (ILOCOS REGION)	831	257	1,088	4%
REGION 11 (DAVAO REGION)	921	139	1,060	4%
REGION 5 (BICOL REGION)	672	150	822	3%
CORDILLERA ADMINISTRATIVE REGION (CAR)	602	88	690	3%
REGION 12 (SOCCSKSARGEN)	590	93	683	3%
REGION 10 (NORTHERN MINDANAO)	591	92	683	3%
REGION 8 (EASTERN VISAYAS)	542	77	619	2%
REGION 4-B (MIMAROPA)	502	77	579	2%
REGION 9 (ZAMBOANGA PENINSULA)	395	82	477	2%
REGION 13 (CARAGA)	359	58	417	2%
AUTONOMOUS REGION IN MUSLIM MINDANAO (ARMM)	207	7	214	1%
Total	23,823	3,324	27,147	100%

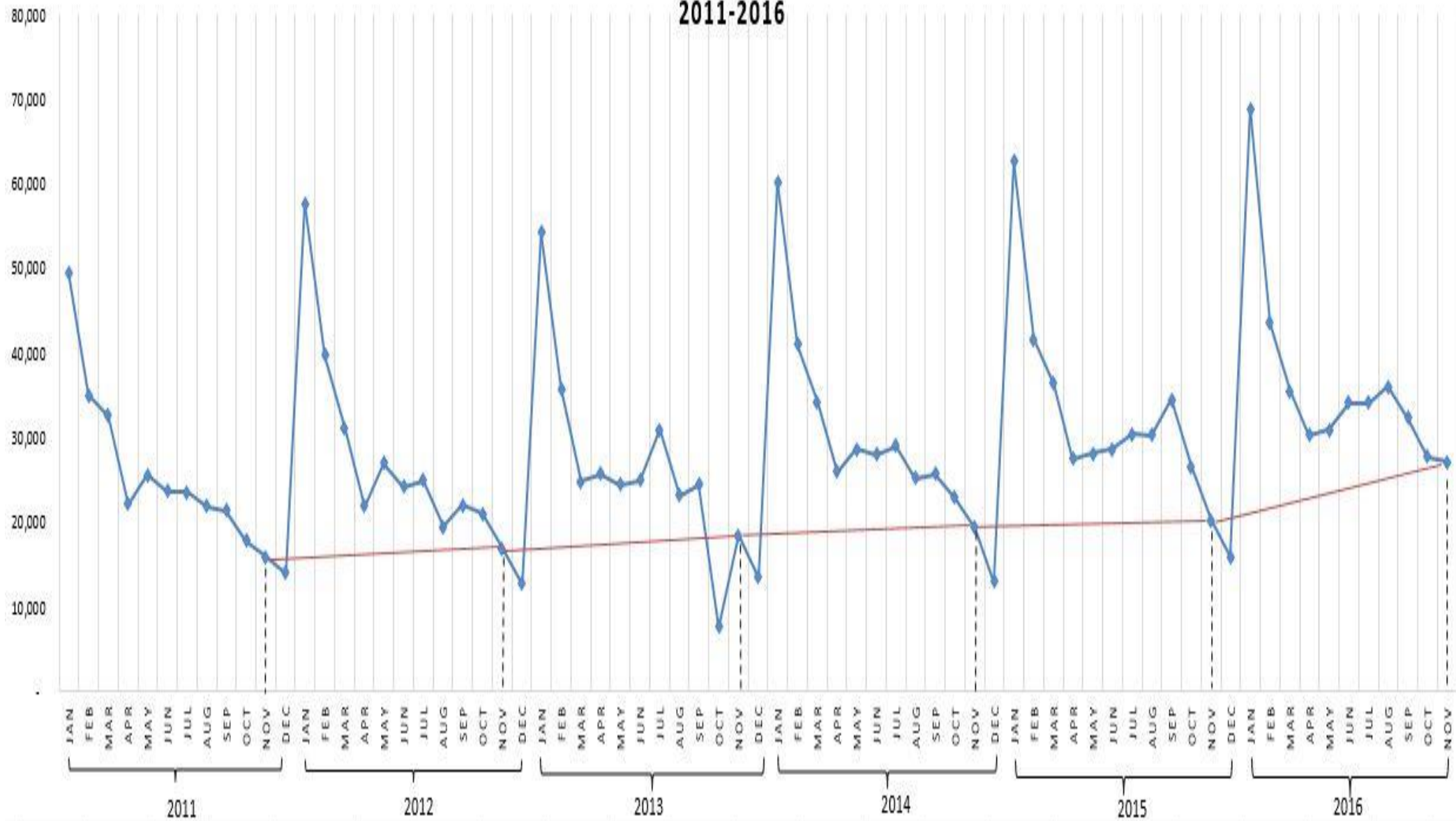


**Philippine Business Registration System (PBR) by Scope
November 2016 VS November 2015**

Scope	2016			2015			% Change
	New	w/ Existing	Total	New	w/ Existing	Total	
National	310	308	618	273	374	647	-4%
Regional	437	449	886	359	502	861	3%
City/ Municipality	964	921	1,885	1,063	1,016	2,079	-9%
Barangay	1,906	1,365	3,271	1,565	1,590	3,155	4%
Total	3,617	3,043	6,660	3,260	3,482	6,742	-1%

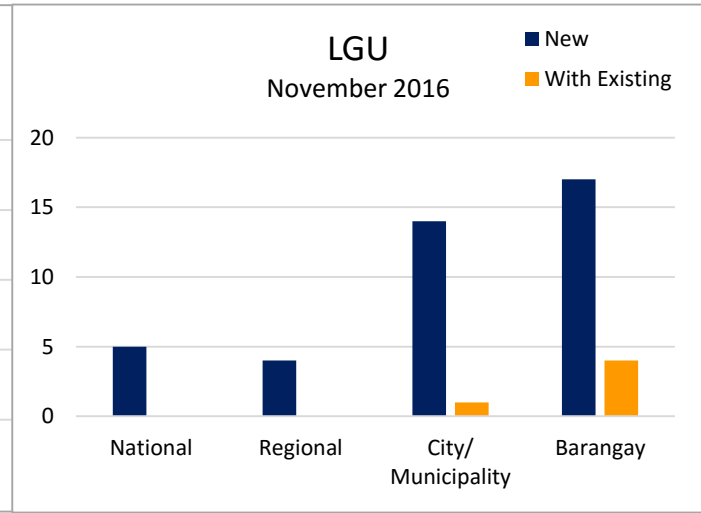
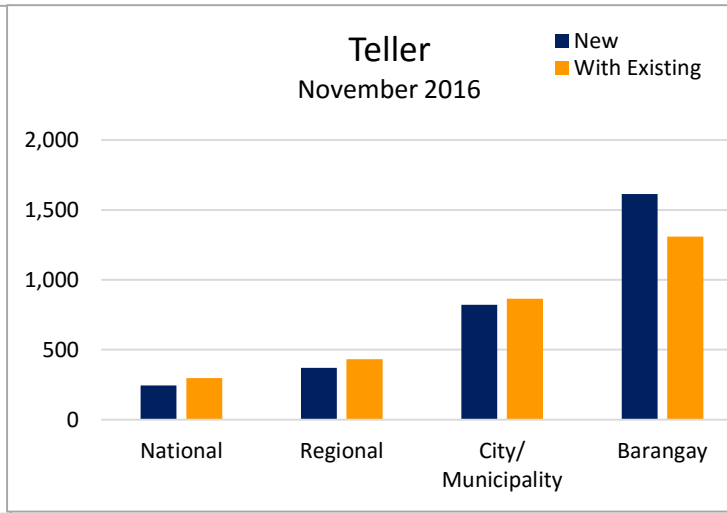
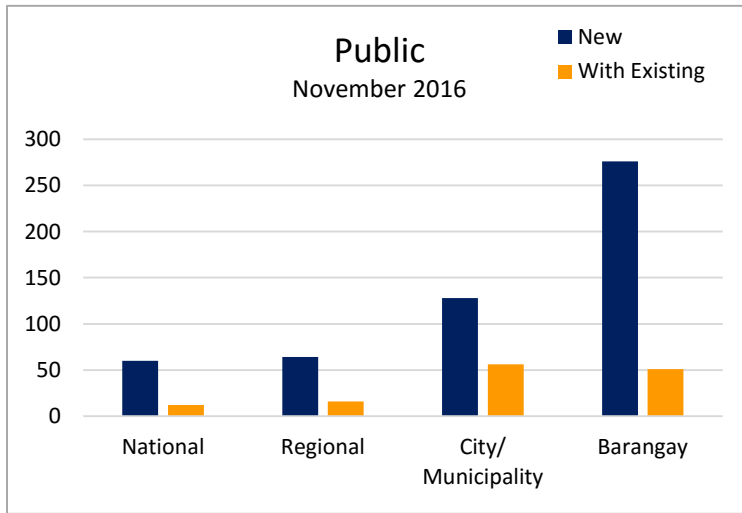


PBR 2011-2016



**Philippine Business Registration System (PBRS) by Source
November 2016**

SCOPE	PUBLIC			DTI TELLER			LGU			Grand Total
	New	With Existing	Total	New	With Existing	Total	New	With Existing	Total	
National	60	12	72	245	296	541	5	0	5	618
Regional	64	16	80	369	433	802	4	0	4	886
City/ Municipality	128	56	184	822	864	1686	14	1	15	1885
Barangay	276	51	327	1,613	1,310	2923	17	4	21	3271
Total	528	135	663	3,049	2,903	5,952	40	5	45	6,660



%BNRS VS %PBR
November 2016 VS November 2015

* %BNRS VS %PBR	2016	2016%	2015	2015%
BNRS	20,487	75%	13,507	67%
PBR	6,660	25%	6,742	33%
TOTAL	27,147	100%	20,249	100%

**%BNRS VS %PBR = PBR new and with existing /TOTAL and BN new/TOTAL*

** BN new= New transactions though Web and Tellers*

For the utility ratio of both BNR (www.bnrs.dti.gov.ph) and PBR (www.business.gov.ph) systems, the BNRS covered 75% of the transactions this November 2016 with an increase of 8% from its utility percentage last November 2015 of 67%. PBR recorded a decrease of 8% from last year's 33% of utility, covering 25% of the total transactions this November 2016.

