

BNRS IN FIGURES

**Monthly Report
as of October 2016**

Business Name (BN) Registration by Scope per Source October 2016 VS October 2015

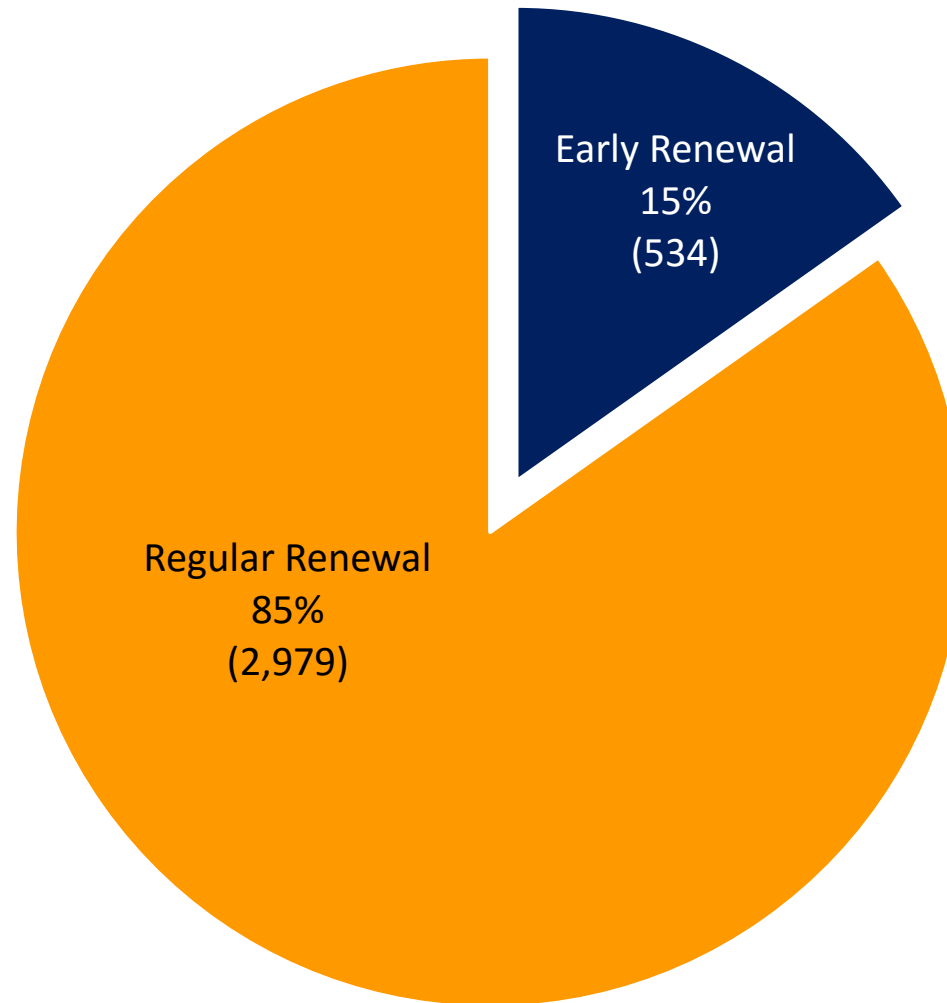
Scope	2016								2015								% Change October 2016 VS October 2015
	Teller			Web			PBR	Grand Total	Teller			Web			PBR	Grand Total	
	New	Renewal	Total	New	Renewal	Total	New		New	Renewal	Total	New	Renewal	Total	New		
National	1,289	240	1,529	1331	77	1408	458	3,395	1,543	438	1,981	504	213	717	178	2,876	18%
Regional	1,403	273	1,676	733	71	804	639	3,119	3,313	275	3,588	1521	120	1641	241	5,470	-43%
City/ Municipality	3,682	1,140	4,822	1,344	224	1568	1,447	7,837	4,436	1,095	5,531	826	338	1164	597	7,292	7%
Barangay	7,282	1,246	8,528	2,047	242	2289	2,509	13,326	7,493	1,153	8,646	1,027	245	1272	1,003	10,921	22%
Total	13,656	2,899	16,555	5,455	614	6,069	5,053	27,677	16,785	2,961	19,746	3,878	916	4,794	2,019	26,559	4%

Type	2016	2015	% Change
New	24,164	22,682	7%
Renewal	3,513	3,877	-9%
Total	27,677	26,559	4%

Business Name (BN) Registration tallied a total of 37,677 applications this month of October 2016. This was 4% increase in comparison with last year's record of 26,559 of the same period. The registrations also recorded 24,164 New BNs or 87% of total registrations in October 2016, while renewal registrations recorded 3,513 or 13% of its total. As to its records from 2011, It can be noticed that there is a measured increase in BN registrations through the years. The records show that Filipino entrepreneurs are now more into micro small and medium scale business progress, development and advancement.

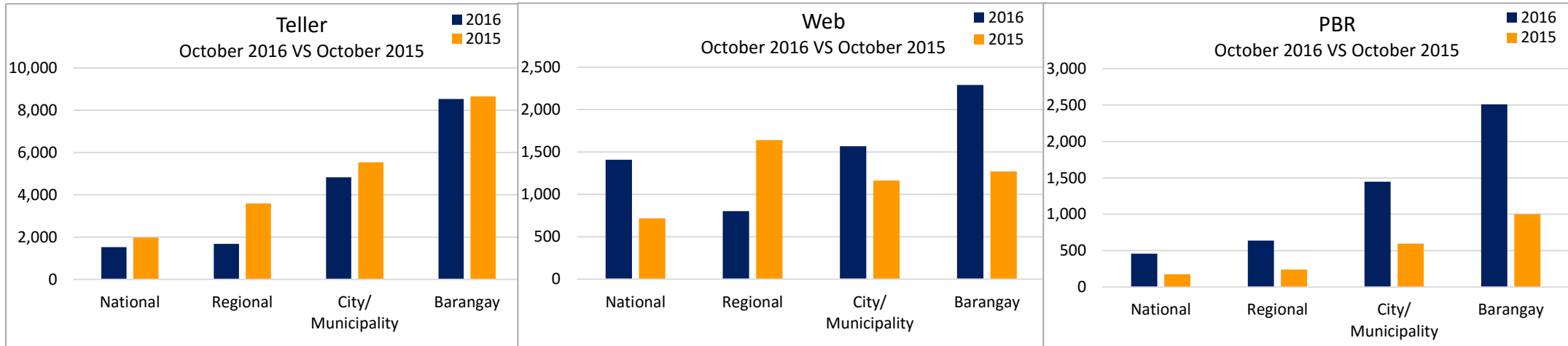


Renewal



Business Name Renewal Schemes: Early Renewal and Regular Renewal. Early Renewal covered 15% of the total renewal registration or 534 renewal records (2% of the total tallied registrations new and renewal) while Regular Renewal tallied 2,979 BNs or 85% of the total renewal registrations (11% of the total tallied registrations new and renewal.)

**Business Name (BN) Registration by Source
October 2016 VS October 2015**

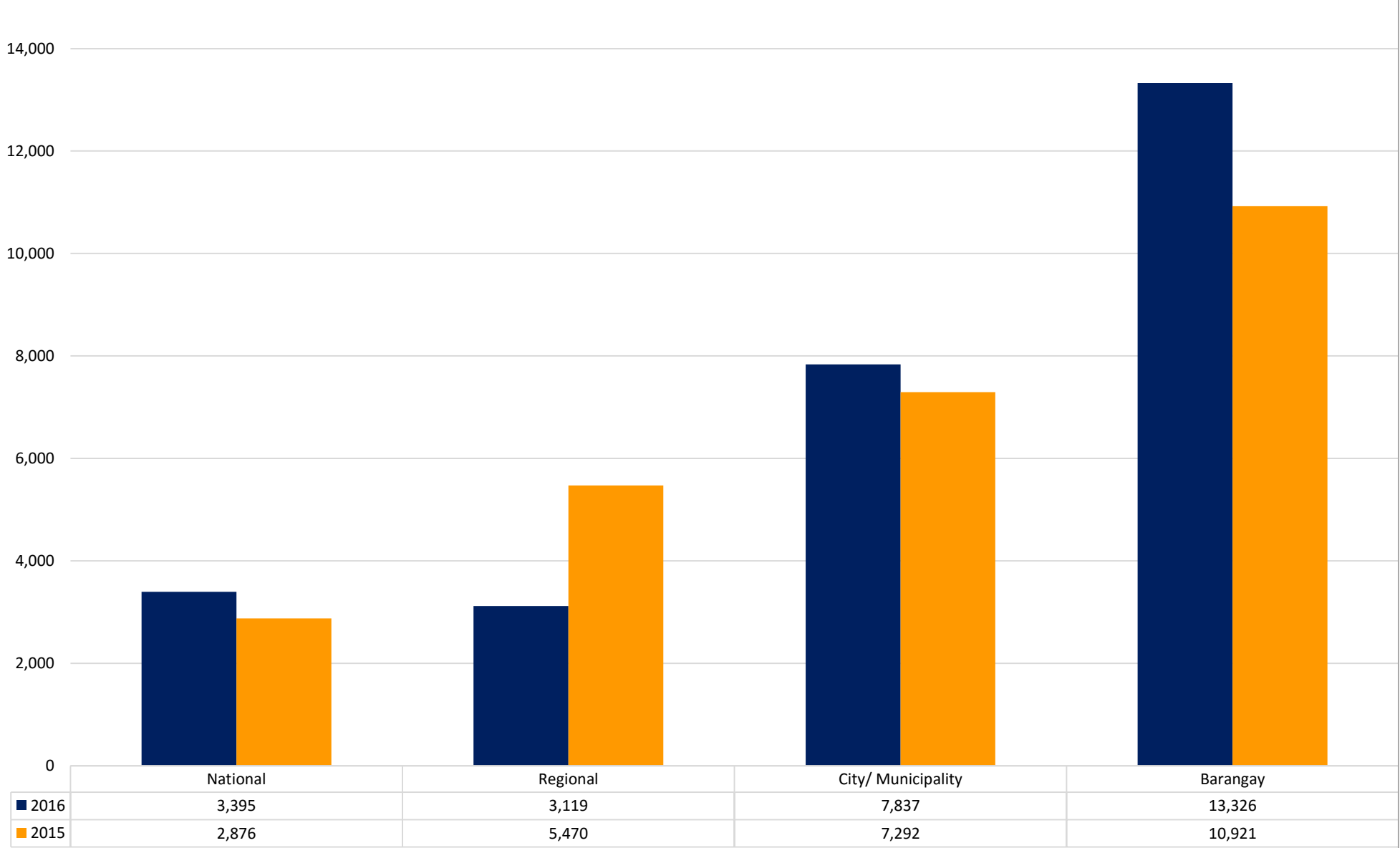


Business name registration by source (teller, web, and PBR), it can be observed that the teller source covered most of the business names registered with 60% or 16,555 BNs (13,656 new registrations and 2,899- renewal registrations).

With the online application or web source which also offers an end- to-end business application process, the source tallied 6,069 business names registered or 22% of total business name registrations. Web transactions are comprised with 5,455 new business names registered and 614 renewal business names. PBR scope recorded 5,053 registrations or an increase of 150% from last year’s 2015 BN’s of the same period of October through the PBR system (www.business.gov.ph).

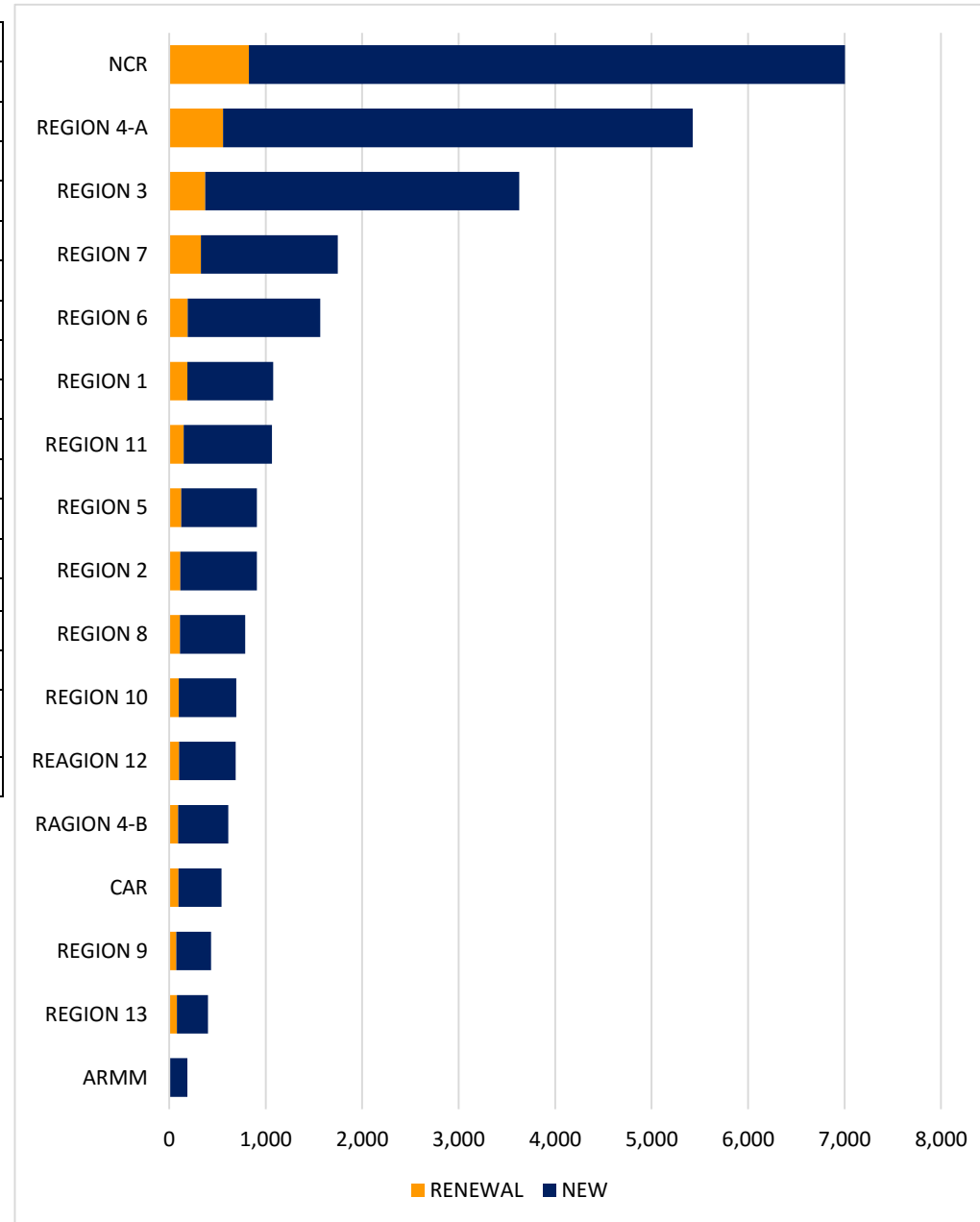
As to determining the online applications and over-the-counter transaction, there are 3,604 business names registered through online application or 13 % of the total transaction (Teller, Web and PBR), and 24,073 OTC transactions or 87% of the total transactions.

**Business Name (BN) Registration by Scope
October 2016 VS October 2015**



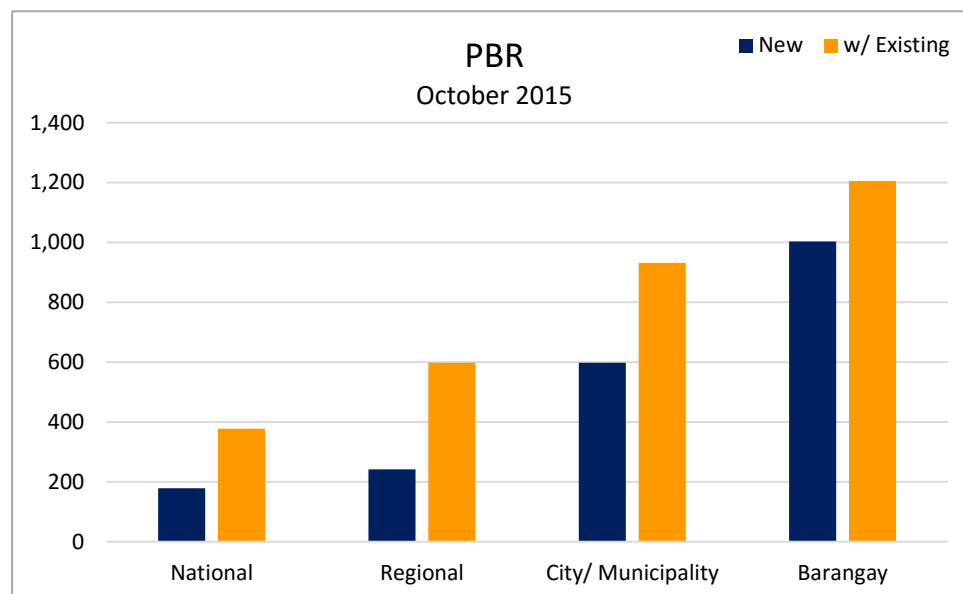
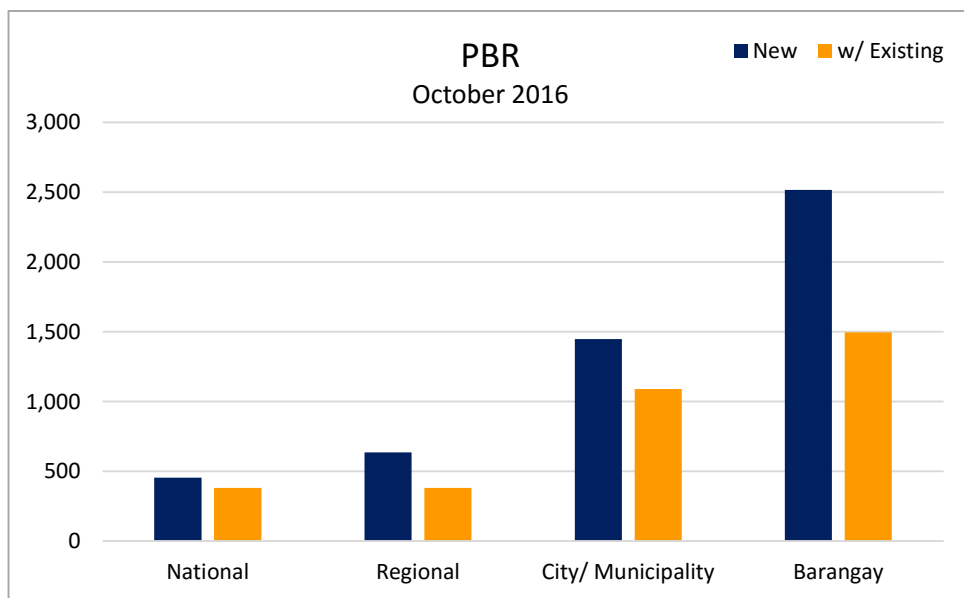
**Business Name (BN) Registration by Region based on Owner's Location
October 2016**

Owners Region	NEW	RENEWAL	Total	%Total
NATIONAL CAPITAL REGION (NCR)	6,179	826	7,005	21%
REGION 4-A (CALABARZON)	4,870	556	5,426	16%
REGION 3 (CENTRAL LUZON)	3,255	374	3,629	11%
REGION 7 (CENTRAL VISAYAS)	1,420	328	1,748	5%
REGION 6 (WESTERN VISAYAS)	1,374	191	1,565	5%
REGION 1 (ILOCOS REGION)	890	188	1,078	3%
REGION 11 (DAVAO REGION)	912	151	1,063	3%
REGION 5 (BICOL REGION)	786	123	909	3%
REGION 2 (CAGAYAN VALLEY)	792	115	907	3%
REGION 8 (EASTERN VISAYAS)	675	112	787	2%
REGION 10 (NORTHERN MINDANAO)	594	100	694	2%
REGION 12 (SOCCSKSARGEN)	587	101	688	2%
REGION 4-B (MIMAROPA)	522	91	613	2%
CORDILLERA ADMINISTRATIVE REGION (CAR)	448	94	542	2%
REGION 9 (ZAMBOANGA PENINSULA)	359	73	432	1%
REGION 13 (CARAGA)	322	80	402	1%
AUTONOMOUS REGION IN MUSLIM MINDANAO (ARMM)	179	10	189	1%
Total	24,164	3,513	27,677	100%

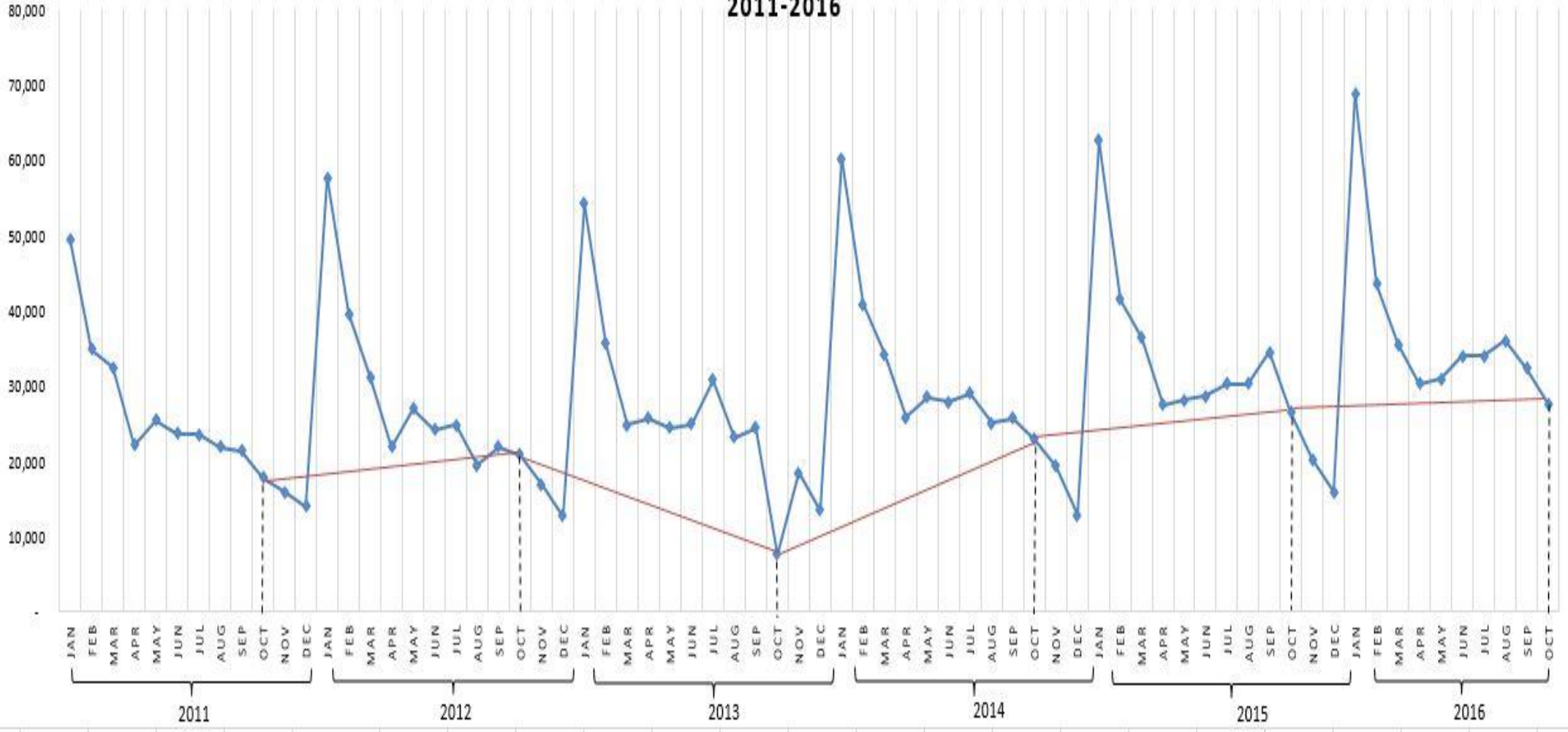


**Philippine Business Registration System (PBR) by Scope
October 2016 VS October 2015**

Scope	2016			2015			% Change
	New	w/ Existing	Total	New	w/ Existing	Total	
National	455	382	837	178	377	555	51%
Regional	635	381	1,016	241	597	838	21%
City/ Municipality	1,447	1,090	2,537	597	931	1528	66%
Barangay	2,516	1,496	4,012	1,003	1205	2208	82%
Total	5,053	3,349	8,402	2,019	3,110	5,129	64%

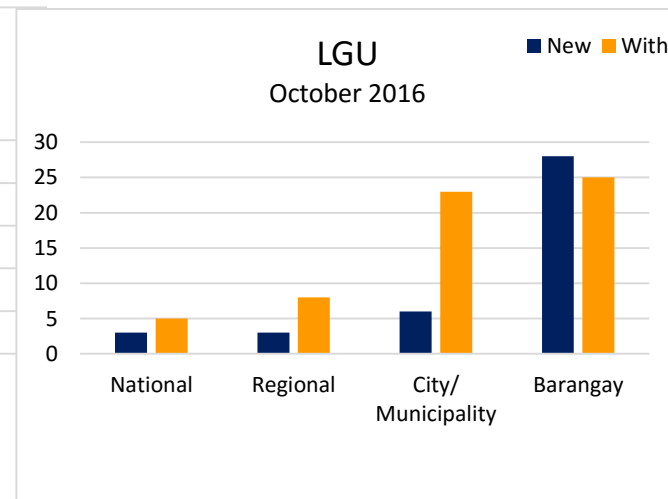
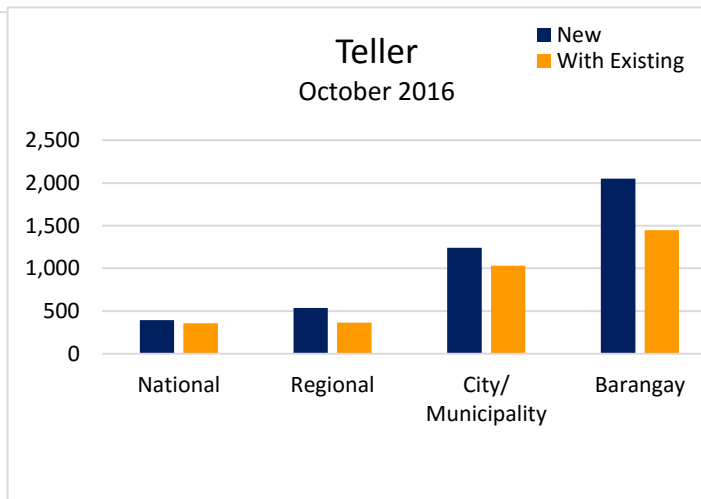
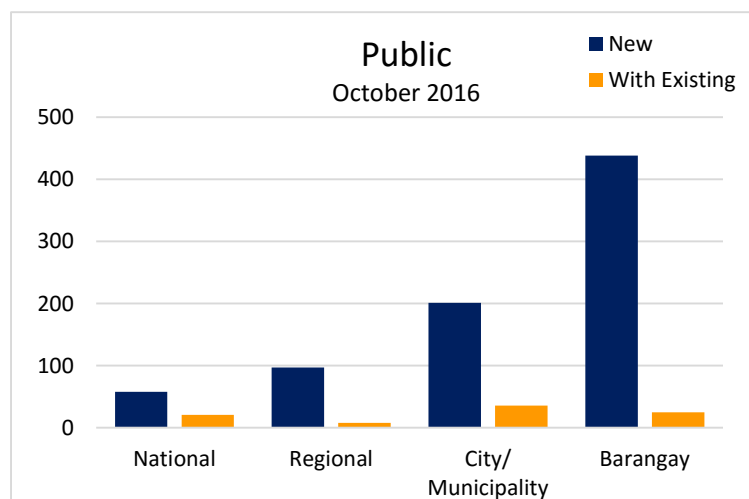


PBR 2011-2016



**Philippine Business Registration System (PBR) by Source
October 2016**

SCOPE	PUBLIC			DTI TELLER			LGU			Grand Total
	New	With Existing	Total	New	With Existing	Total	New	With Existing	Total	
National	58	21	79	394	356	750	3	5	8	837
Regional	97	8	105	535	365	900	3	8	11	1,016
City/ Municipality	201	36	237	1,240	1,031	2,271	6	23	29	2,537
Barangay	438	25	463	2,050	1,446	3,496	28	25	53	4,012
Total	794	90	884	4,219	3,198	7,417	40	61	101	8,402



%BNRS VS %PBR
October 2016 VS October 2015

* %BNRS VS %PBR	2016	2016%	2015	2015%
BNRS	19,275	70%	21,430	81%
PBR	8,402	30%	5,129	19%
TOTAL	27,677	100%	26,559	100%

**%BNRS VS %PBR = PBR new and with existing /TOTAL and BN new/TOTAL*

** BN new= New transactions though Web and Tellers*

For the utility ratio of both BNR (www.bnrs.dti.gov.ph) and PBR (www.business.gov.ph) systems, the BNRS covered 70% of the transactions this October 2016 with a decrease of 11% from its utility percentage last October 2015 of 81%. PBR recorded an increase of 11% from last year's 19% of utility, covering 30% of the total transactions this October 2016.

