

BNRS IN FIGURES

**Monthly Report
as of September 2016**

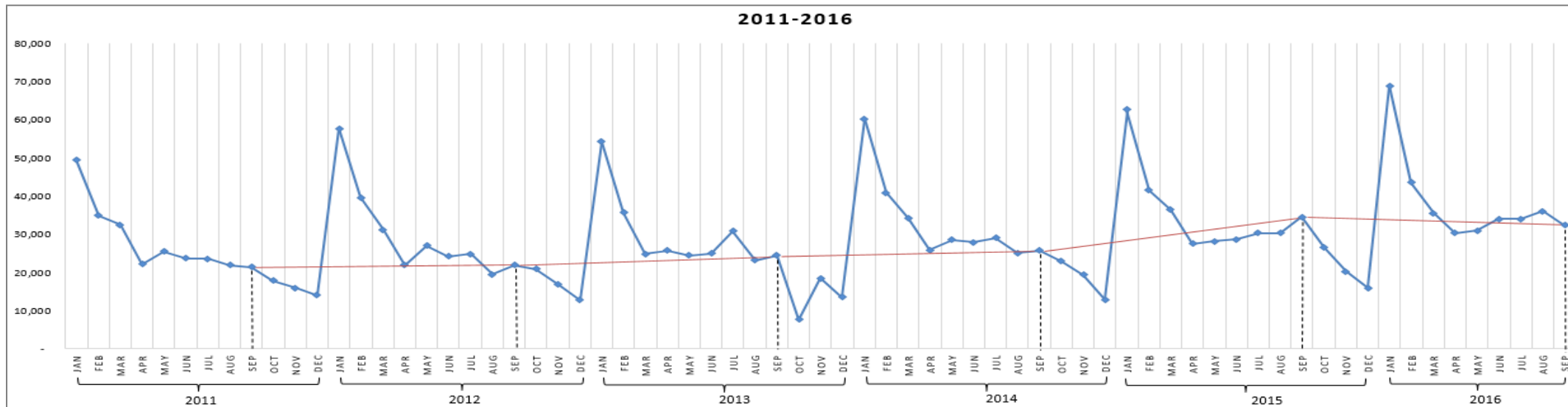
Business Name (BN) Registration by Scope per Source September 2016 VS September 2015

Scope	2016								2015								% Change September 2016 VS September 2015
	Teller			Web			PBR	Grand Total	Teller			Web			PBR	Grand Total	
	New	Renewal	Total	New	Renewal	Total	New		New	Renewal	Total	New	Renewal	Total	New		
National	1,541	289	1,830	1069	83	1152	437	3,419	1,918	501	2,419	678	204	882	174	3,475	-2%
Regional	1,768	339	2,107	976	74	1050	668	3,825	5,770	300	6,070	3107	125	3232	315	9,617	-60%
City/ Municipality	4,585	1,355	5,940	1,341	288	1629	1,685	9,254	5,381	1,110	6,491	1,090	359	1449	587	8,527	9%
Barangay	8,978	1,462	10,440	2,079	299	2378	2,954	15,772	8,891	1,360	10,251	1,258	380	1638	973	12,862	23%
Total	16,872	3,445	20,317	5,465	744	6,209	5,744	32,270	21,960	3,271	25,231	6,133	1,068	7,201	2,049	34,481	-6%

Type	2016	2015	% Change
New	28,081	30,142	-7%
Renewal	4,189	4,339	-3%
Total	32,270	34,481	-6%

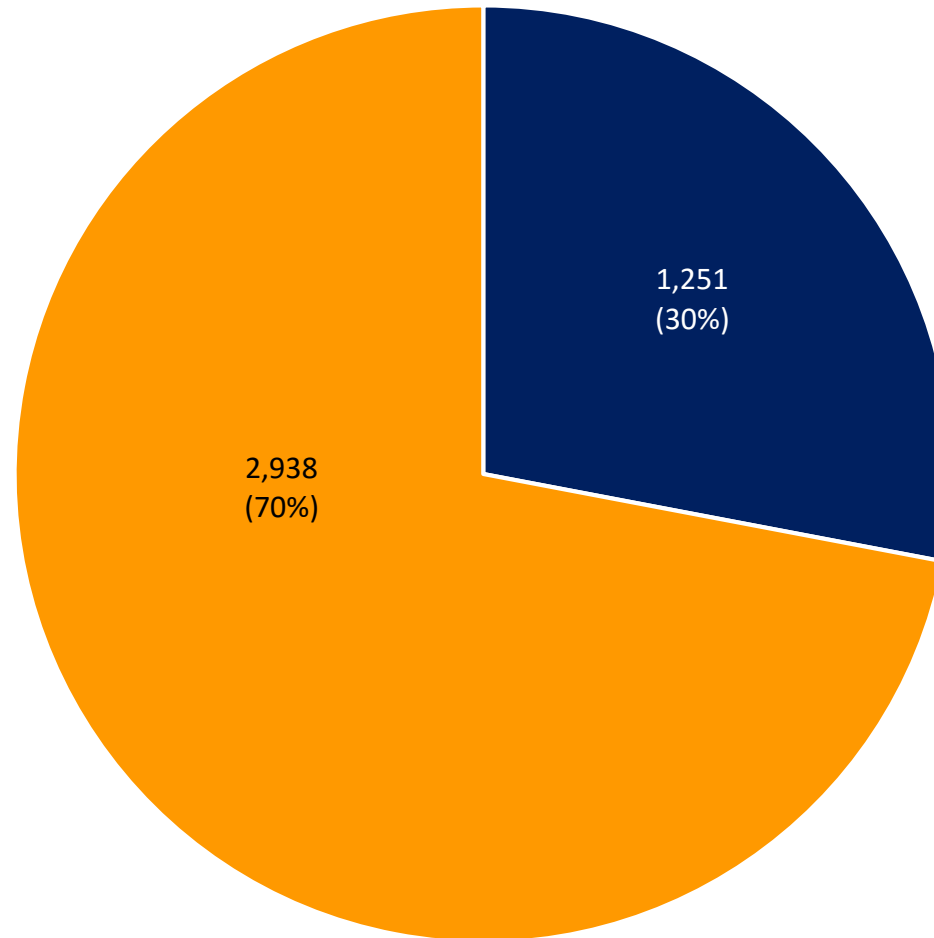
Business Name (BN) Registration tallied a total of 32,270 applications this month of September 2016. This was 6% decrease in comparison with last year's record of 34,481 of the same period. The registrations also recorded 28,081 New BNs or 87% of total registrations in September 2016, while renewal registrations recorded 4,189 or 13% of its total. As to its records from 2011, It can be noticed that there is a measured increase in BN registrations through the years. The records show that Filipino entrepreneurs are now more into micro small and medium scale

business progress, development and advancement.



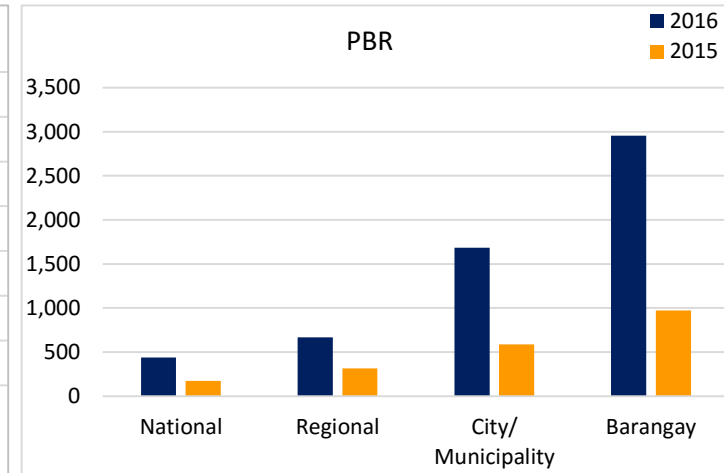
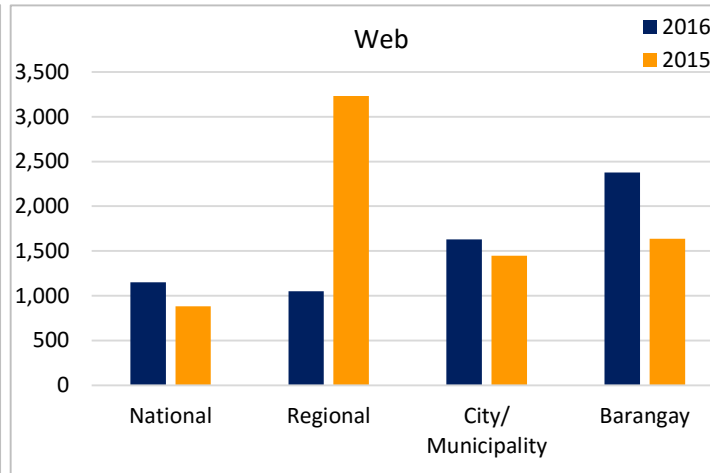
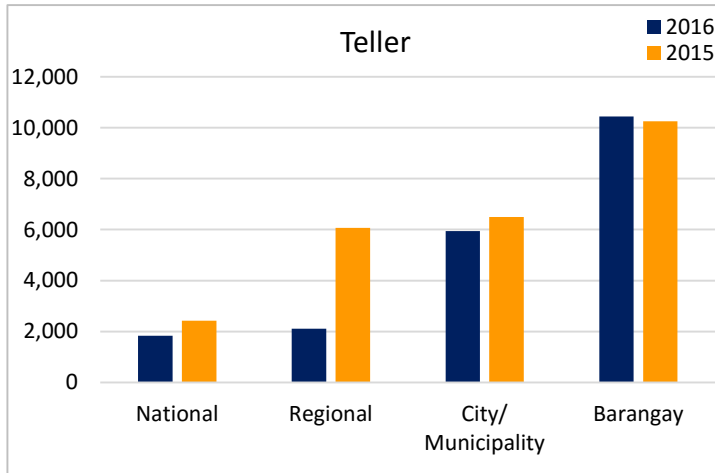
Renewal September 2016

- Early Renewal
- Regular Renewal



Business Name Renewal Schemes: Early Renewal and Regular Renewal. Early Renewal covered 30% of the total renewal registration or 1,251 renewal records (4% of the total tallied registrations new and renewal) while Regular Renewal tallied 2,938 BNs or 70% of the total renewal registrations (9% of the total tallied registrations new and renewal.)

**Business Name (BN) Registration by Source
September 2016 VS September 2015**

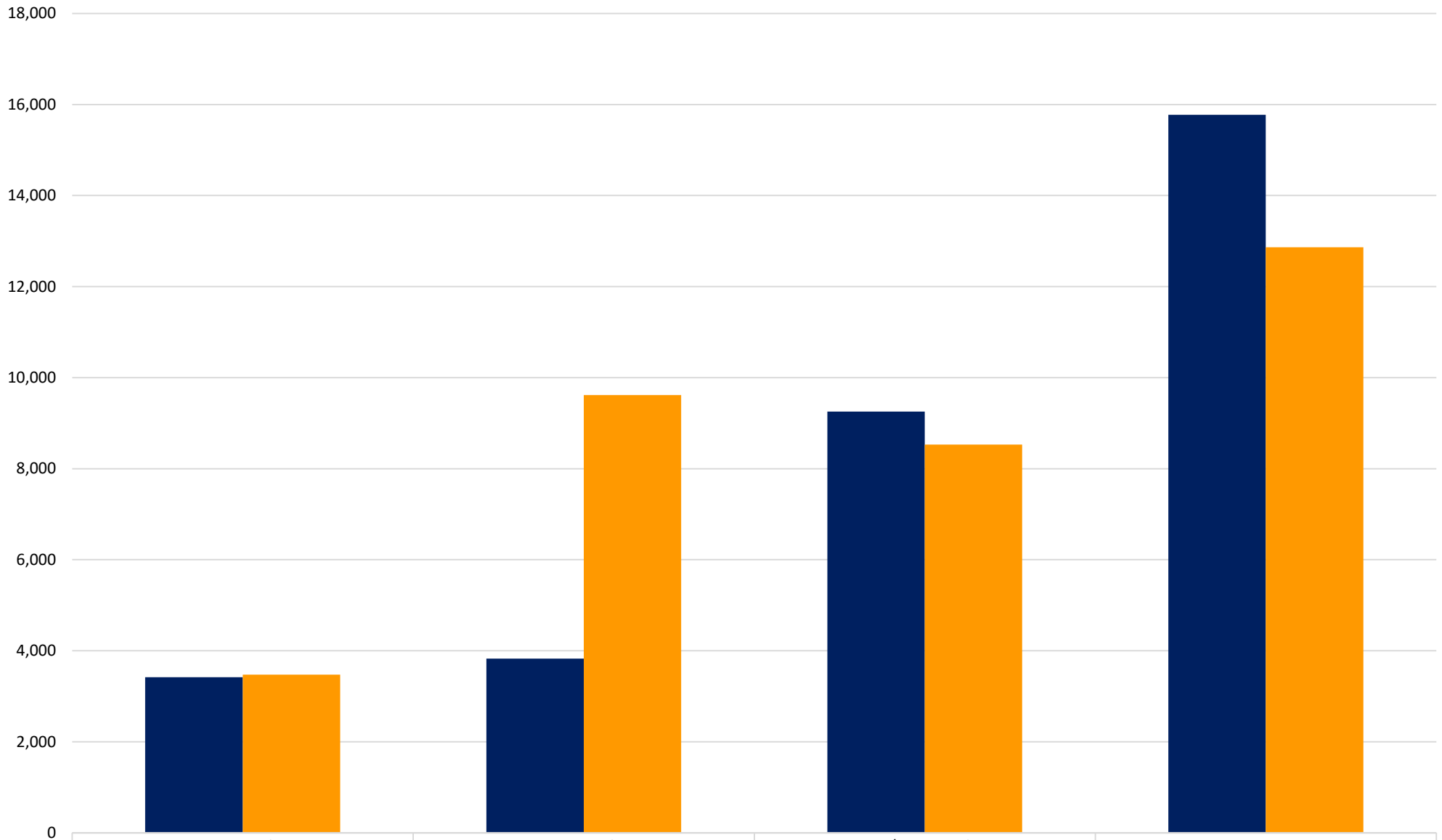


Business name registration by source (teller, web, and PBR), it can be observed that the teller source covered most of the business names registered with 63% or 20,317 BNs (16,872 new registrations and 3,445- renewal registrations). Large number of business name registrations thru the teller assisted application can be attributed to the suspension of internet payment gateway by BancNet for their system’s maintenance and security enhancements, the only available online payment modality was GCash. Applicants who have no access to GCash goes to any of our 98 Regional and Provincial DTI offices and satellite offices, 144 Negosyo Centers available near them to finish and register BN transactions.

With the online application or web source which also offers an end- to-end business application process, the source tallied 6,209 business names registered or 19% of total business name registrations. Web transactions are comprised with 5,465 new business names registered and 744 renewal business names. PBR scope recorded 5,744 registrations or an increase of 180% from last year’s 2,049 BN’s of the same period of September through the PBR system (www.business.gov.ph).

As to determining the online applications and over-the-counter transaction, there are 7,196 business names registered through online application or 22 % of the total transaction (Teller, Web and PBR), and 25,074 OTC transactions or 78% of the total transactions.

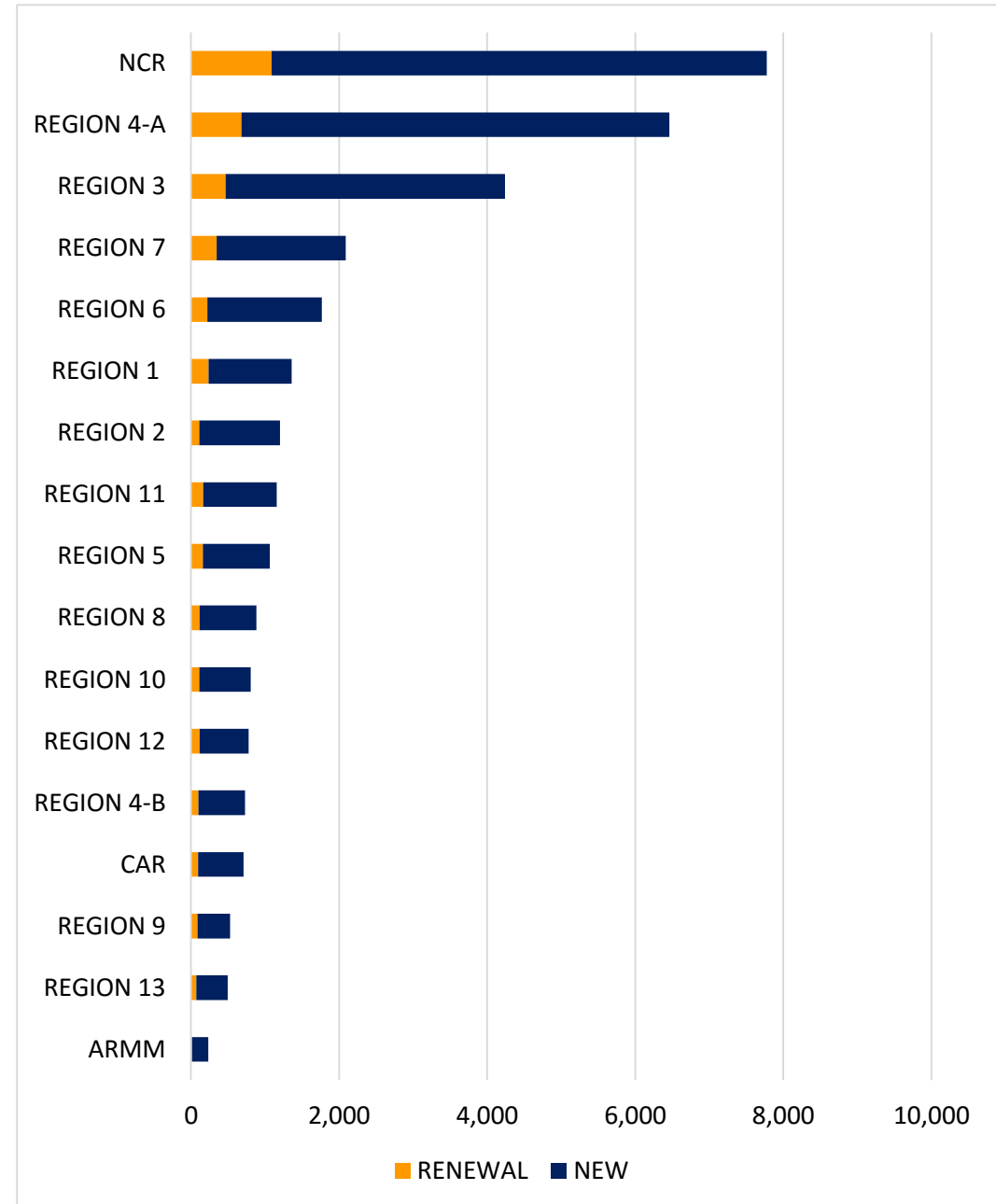
**Business Name (BN) Registration by Scope
September 2016 VS September 2015**



■ 2016	3,419	3,825	9,254	15,772
■ 2015	3,475	9,617	8,527	12,862

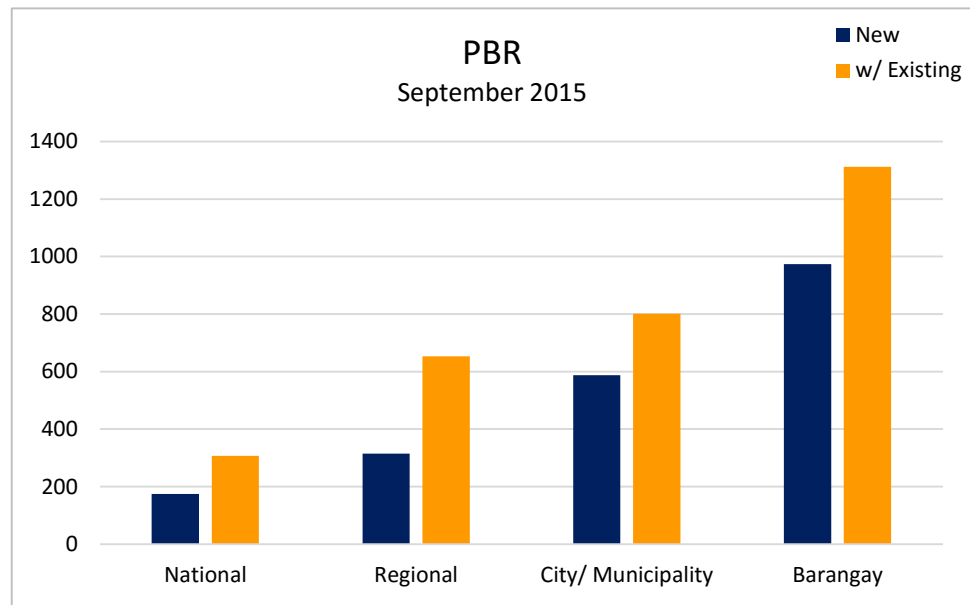
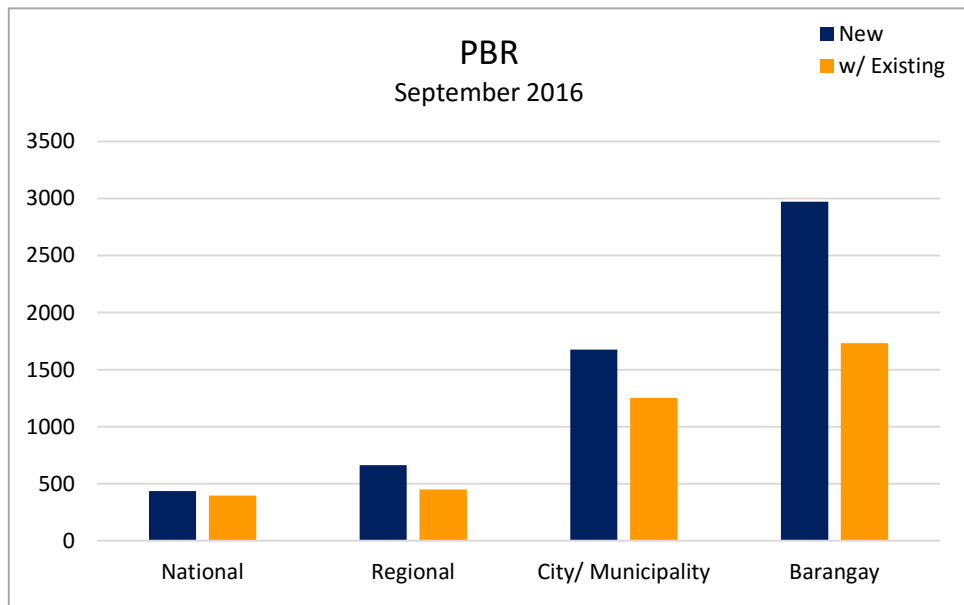
**Business Name (BN) Registration by Region based on Owner's Location
September 2016**

Owners Region	NEW	RENEWAL	Total	%Total
NATIONAL CAPITAL REGION (NCR)	6,690	1,087	7,777	24%
REGION 4-A (CALABARZON)	5,780	682	6,462	20%
REGION 3 (CENTRAL LUZON)	3,773	468	4,241	13%
REGION 7 (CENTRAL VISAYAS)	1,745	346	2,091	6%
REGION 6 (WESTERN VISAYAS)	1,548	220	1,768	5%
REGION 1 (ILOCOS REGION)	1,121	238	1,359	4%
REGION 2 (CAGAYAN VALLEY)	1,091	110	1,201	4%
REGION 11 (DAVAO REGION)	993	164	1,157	4%
REGION 5 (BICOL REGION)	902	161	1,063	3%
REGION 8 (EASTERN VISAYAS)	767	114	881	3%
REGION 10 (NORTHERN MINDANAO)	693	113	806	2%
REGION 12 (SOCCSKSARGEN)	660	116	776	2%
REGION 4-B (MIMAROPA)	626	101	727	2%
CORDILLERA ADMINISTRATIVE REGION (CAR)	613	97	710	2%
REGION 9 (ZAMBOANGA PENINSULA)	437	89	526	2%
REGION 13 (CARAGA)	421	72	493	2%
AUTONOMOUS REGION IN MUSLIM MINDANAO (ARMM)	221	11	232	1%
Total	28,081	4,189	32,270	100%



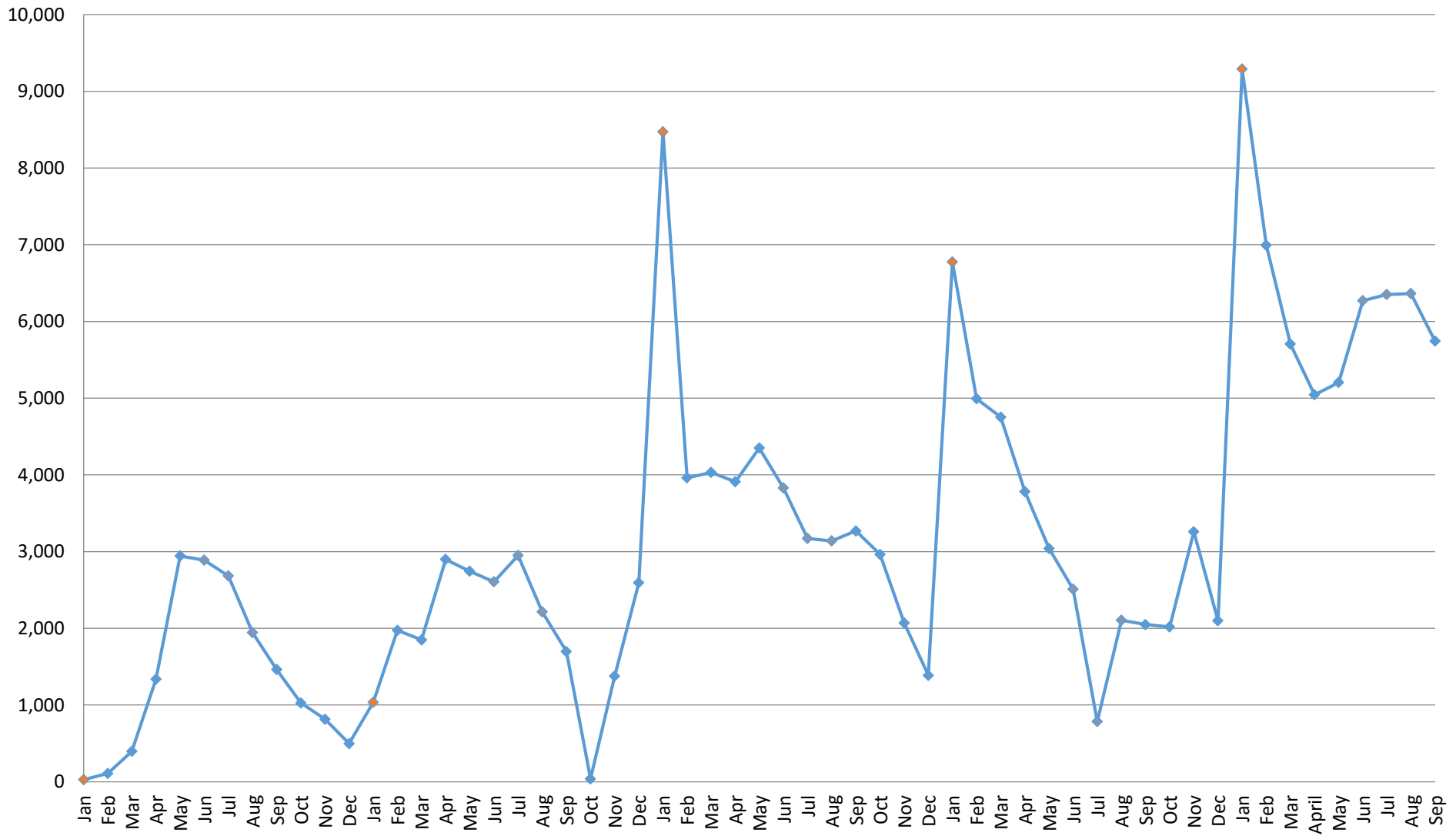
**Philippine Business Registration System (PBR) by Scope
September 2016 VS September 2015**

Scope	2016			2015			% Change
	New	w/ Existing	Total	New	w/ Existing	Total	
National	434	395	829	174	307	481	72%
Regional	662	448	1,110	315	653	968	15%
City/ Municipality	1,677	1,251	2,928	587	801	1388	111%
Barangay	2,971	1,731	4,702	973	1312	2285	106%
Total	5,744	3,825	9,569	2,049	3,073	5,122	87%



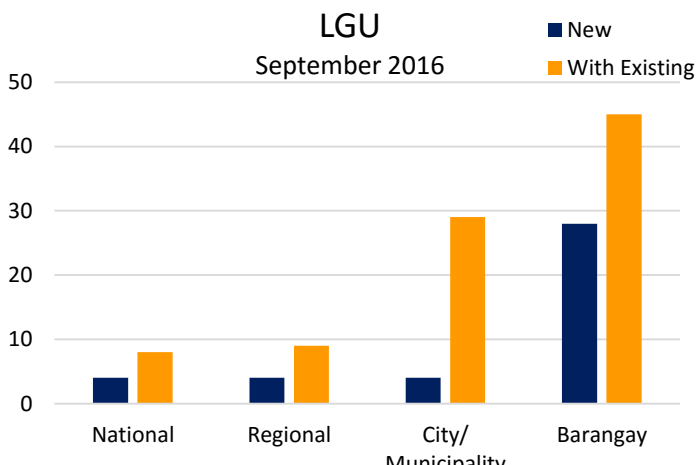
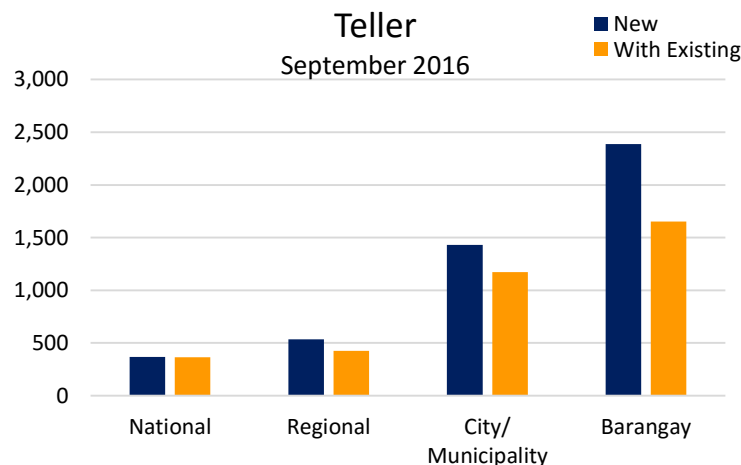
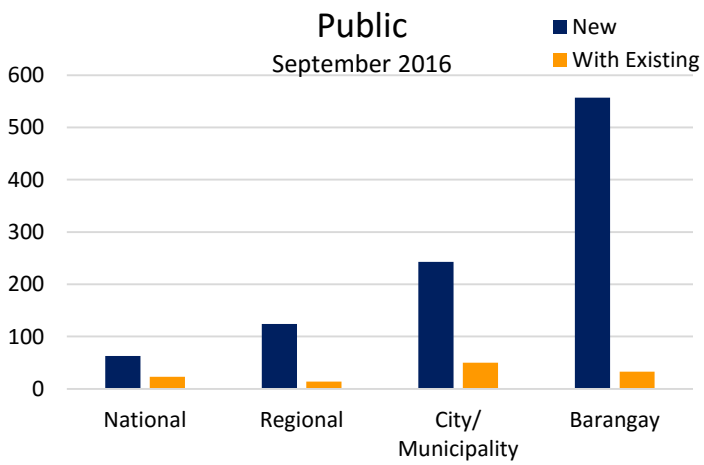
PBR

January 2012 to September 2016



**Philippine Business Registration System (PBRs) by Source
September 2016**

SCOPE	PUBLIC			DTI TELLER			LGU			Grand Total
	New	With Existing	Total	New	With Existing	Total	New	With Existing	Total	
National	63	23	86	367	364	731	4	8	12	829
Regional	124	14	138	534	425	959	4	9	13	1110
City/ Municipality	243	50	293	1430	1172	2602	4	29	33	2928
Barangay	557	33	590	2386	1653	4039	28	45	73	4702
Total	987	120	1,107	4,717	3,614	8,331	40	91	131	9,569



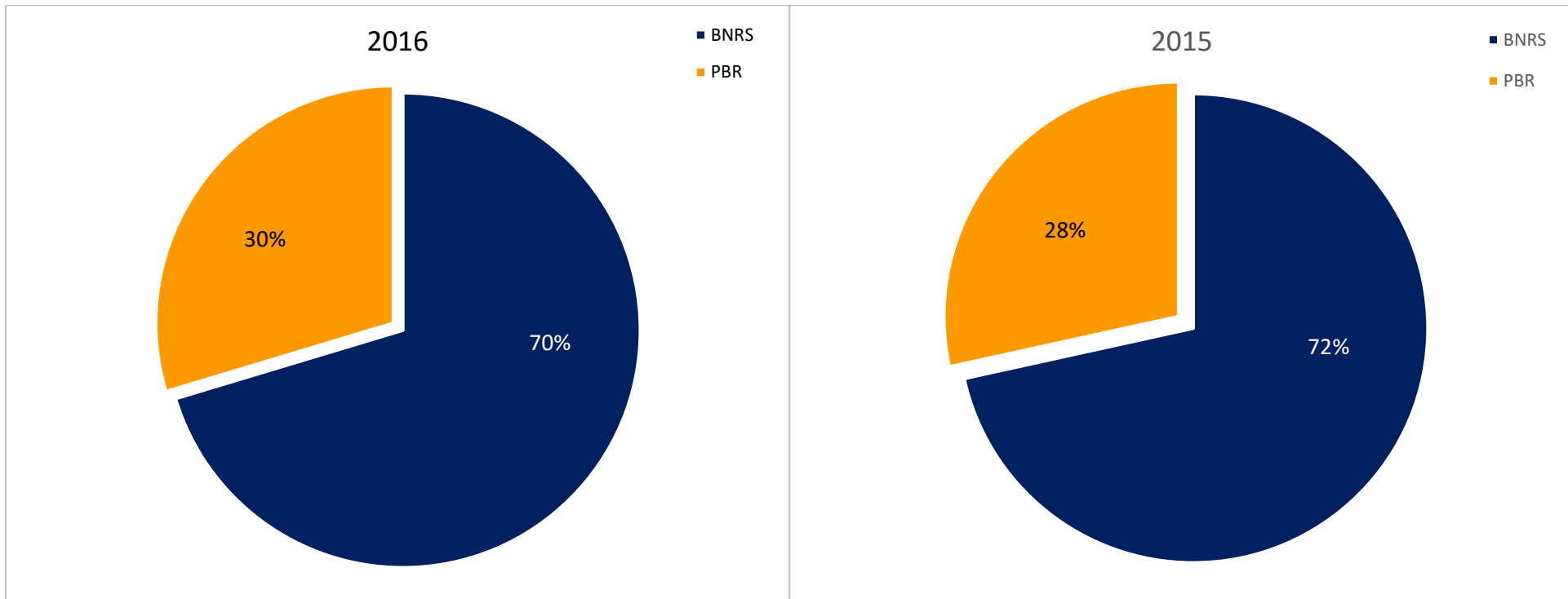
%BNRS VS %PBR
August 2016 VS August 2015

* %BNRS VS %PBR	2016	2016%	2015	2015%
BNRS	22,701	70%	29,359	85%
PBR	9,569	30%	5,122	15%
TOTAL	32,270	100%	34,481	100%

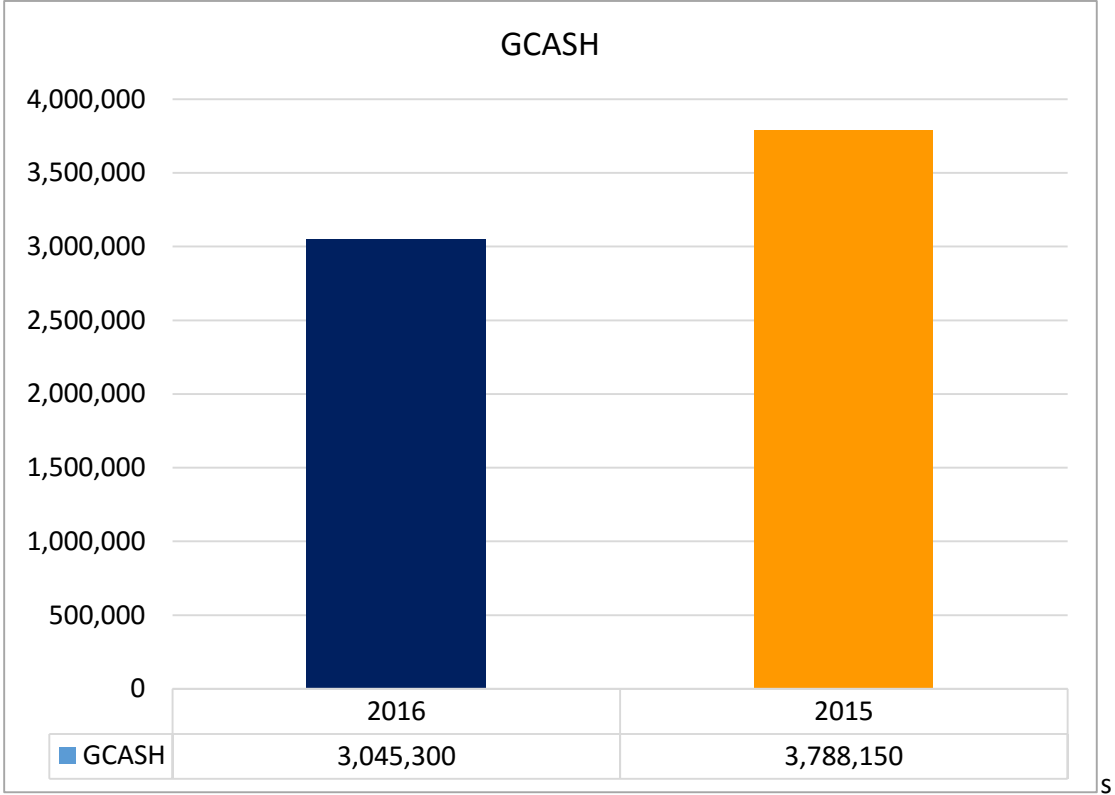
*%BNRS VS %PBR = PBR new and with existing /TOTAL and BN new/TOTAL

* BN new= New transactions through Web and Tellers

For the utility ratio of both BNR (www.bnrs.dti.gov.ph) and PBR (www.business.gov.ph) systems, the BNRS covered 70% of the transactions this September 2016 with a decrease of 15% from its utility percentage last September 2015 of 85%. PBR recorded an increase of 15% from last year's 15% of utility, covering 30% of the total transactions this September 2016.



**Business Name Registration EPayment Report
September 2016 VS September 2015**



For the month of September 2016, Gcash registered transactions amounted to Php 3,045,300 with 20% decrease from last year's Php 3,788,150 same period of 2015.