

BNRS IN FIGURES

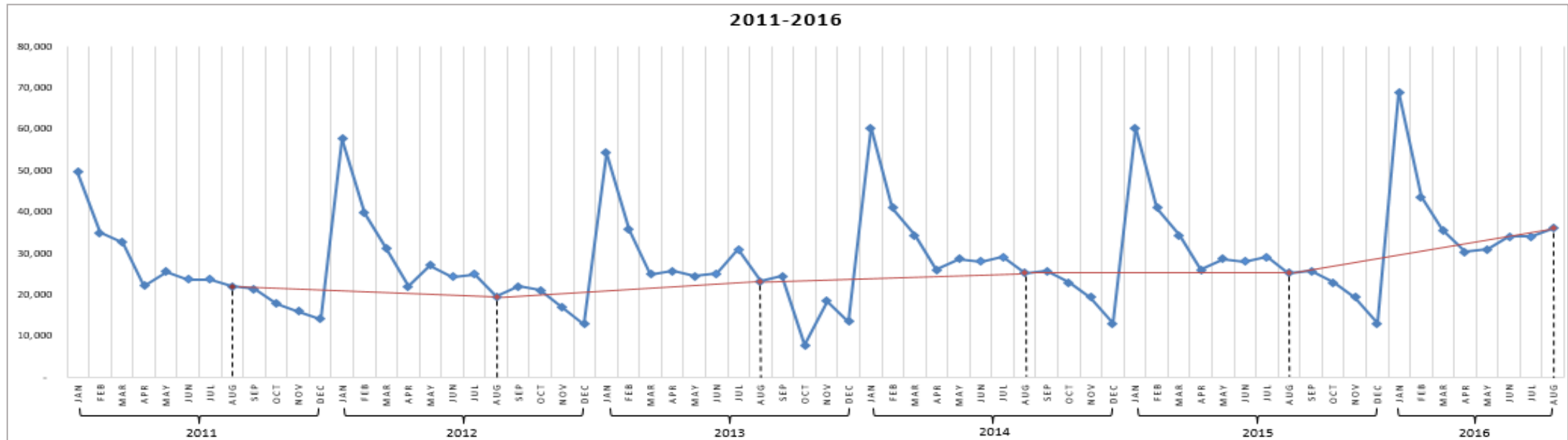
**Monthly Report
as of August 2016**

Business Name (BN) Registration by Scope per Source August 2016 VS August 2015

Scope	2016								2015								% Change August 2016 VS August 2015
	Teller			Web			PBR	Grand Total	Teller			Web			PBR	Grand Total	
	New	Renewal	Total	New	Renewal	Total	New		New	Renewal	Total	New	Renewal	Total	New		
National	1,793	300	2,093	766	98	864	459	3,416	1,496	323	1,819	440	119	559	147	2,525	35%
Regional	2,222	352	2,574	1345	66	1411	649	4,634	4,469	362	4,831	2308	97	2405	240	7,476	-38%
City/ Municipality	5,206	1,474	6,680	1,421	265	1686	1,909	10,275	4,806	1,167	5,973	838	293	1131	690	7,794	32%
Barangay	10,417	1,572	11,989	2,063	264	2327	3,348	17,664	8,633	1,542	10,175	1,038	304	1342	1,027	12,544	41%
Total	19,638	3,698	23,336	5,595	693	6,288	6,365	35,989	19,404	3,394	22,798	4,624	813	5,437	2,104	30,339	19%

Type	2016	2015	% Change
New	31,598	26,132	21%
Renewal	4,391	4,207	4%
Total	35,989	30,339	19%

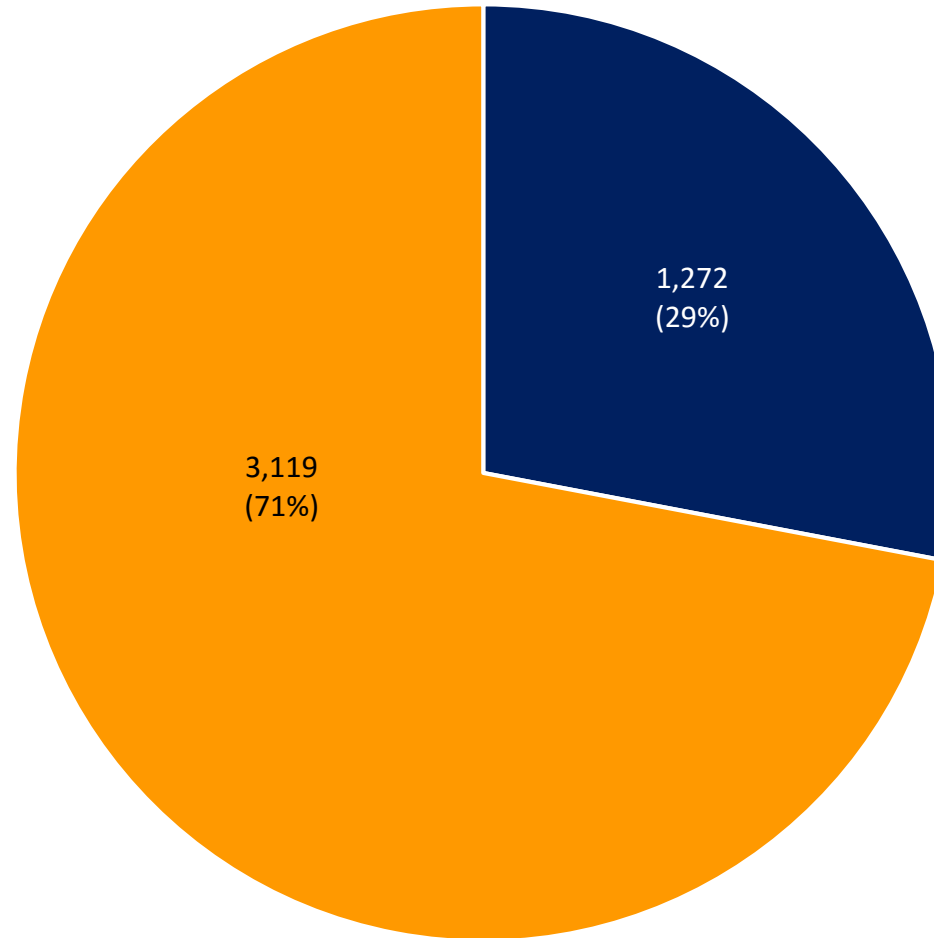
Business Name (BN) Registration tallied a total of 35,989 applications this month of August 2016. This was 19% increase in comparison with last year's record of 30,339 of the same period. The registration also recorded 31,598 New BNs or 88% of the total registrations in August 2016, while renewal registrations recorded 4,391 or 12% of its total. As to its records from 2011, It can be noticed that there is a measured increase in BN registrations through the years. With this records, it can be perceived that Filipino entrepreneurs are into micro small and medium scale business progress, development and advancement.



Renewal

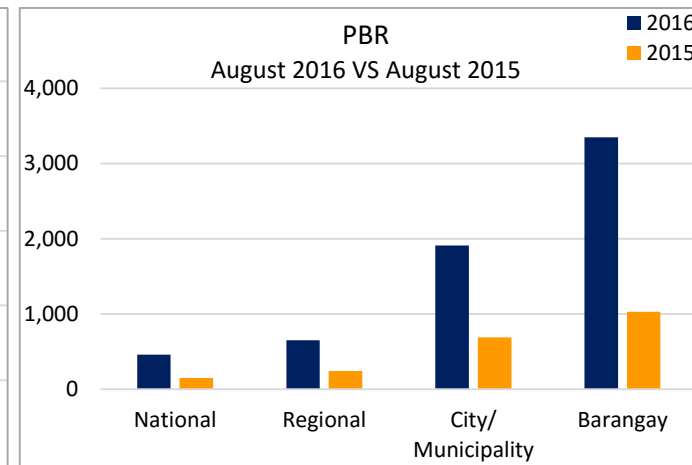
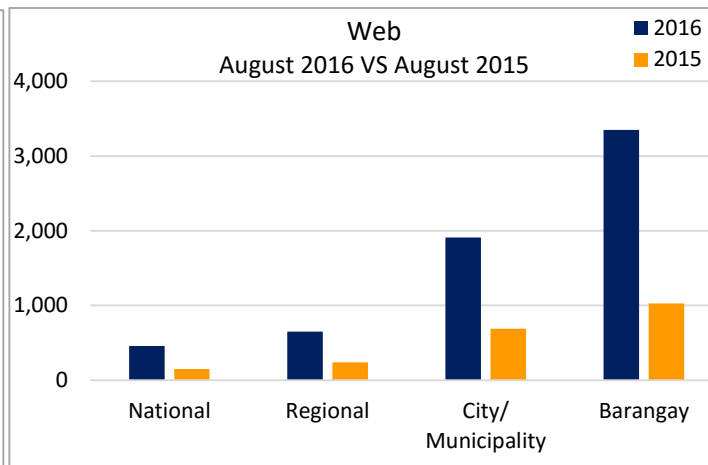
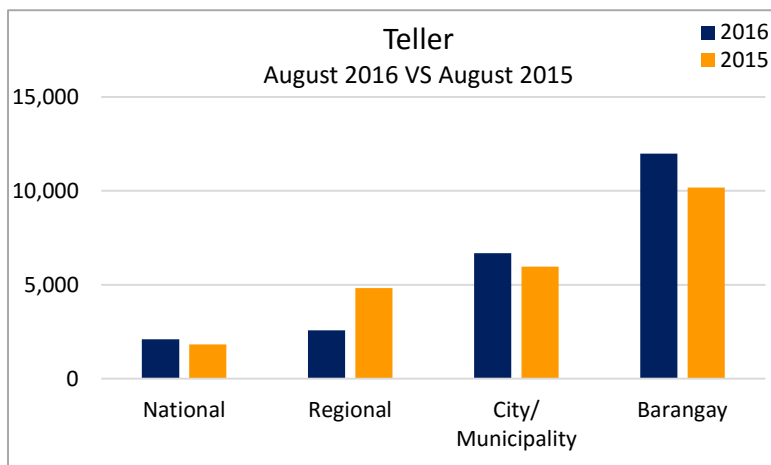
August 2016

- Early Renewal
- Regular Renewal



Business Name Renewal Schemes: Early Renewal and Regular Renewal. Early Renewal covered 29% of the total renewal registration or 1,272 renewal records (4% of the total tallied registrations new and renewal) while Regular Renewal tallied 3,119 BNs or 71% of the total registrations (9% of the total tallied registrations new and renewal).

Business Name (BN) Registration by Source August 2016 VS August 2015

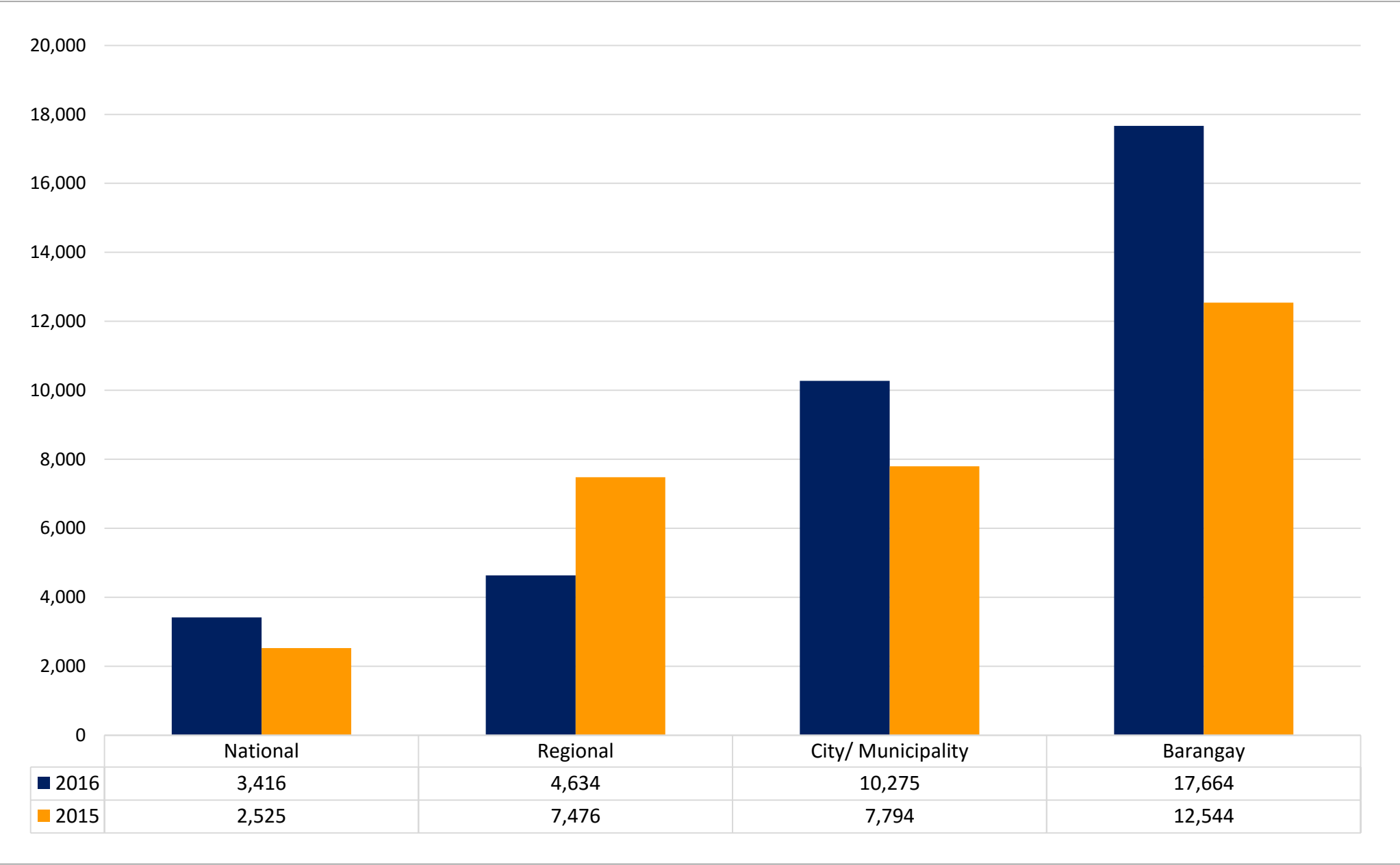


Business name registration by source (teller, web, and PBR), it can be observed that the teller source covered most of the business names registered with 65% or 23,336 BNs (19,638 new registrations and 3,698- renewal registrations). Large number of business name registrations thru the teller assisted application can be attributed to the suspension of internet payment gateway by BancNet for their system’s maintenance and security enhancements, the only available online payment modality was GCash. Applicants who have no access to GCash goes to any of our 98 Regional and Provincial DTI offices and satellite offices, 144 Negosyo Centers available near them to finish and register BN transactions.

With the online application or web source which also offers an end- to-end business application process, the source tallied 6,2885 business names registered or 17% of total business name registrations. Web transactions are comprised with 5,595 new business names registered and 693 renewal business names. PBR scope recorded 6,365 registrations or an increase of 203% from last year’s 2,104 BN’s of the same period of August through the PBR system (www.business.gov.ph).

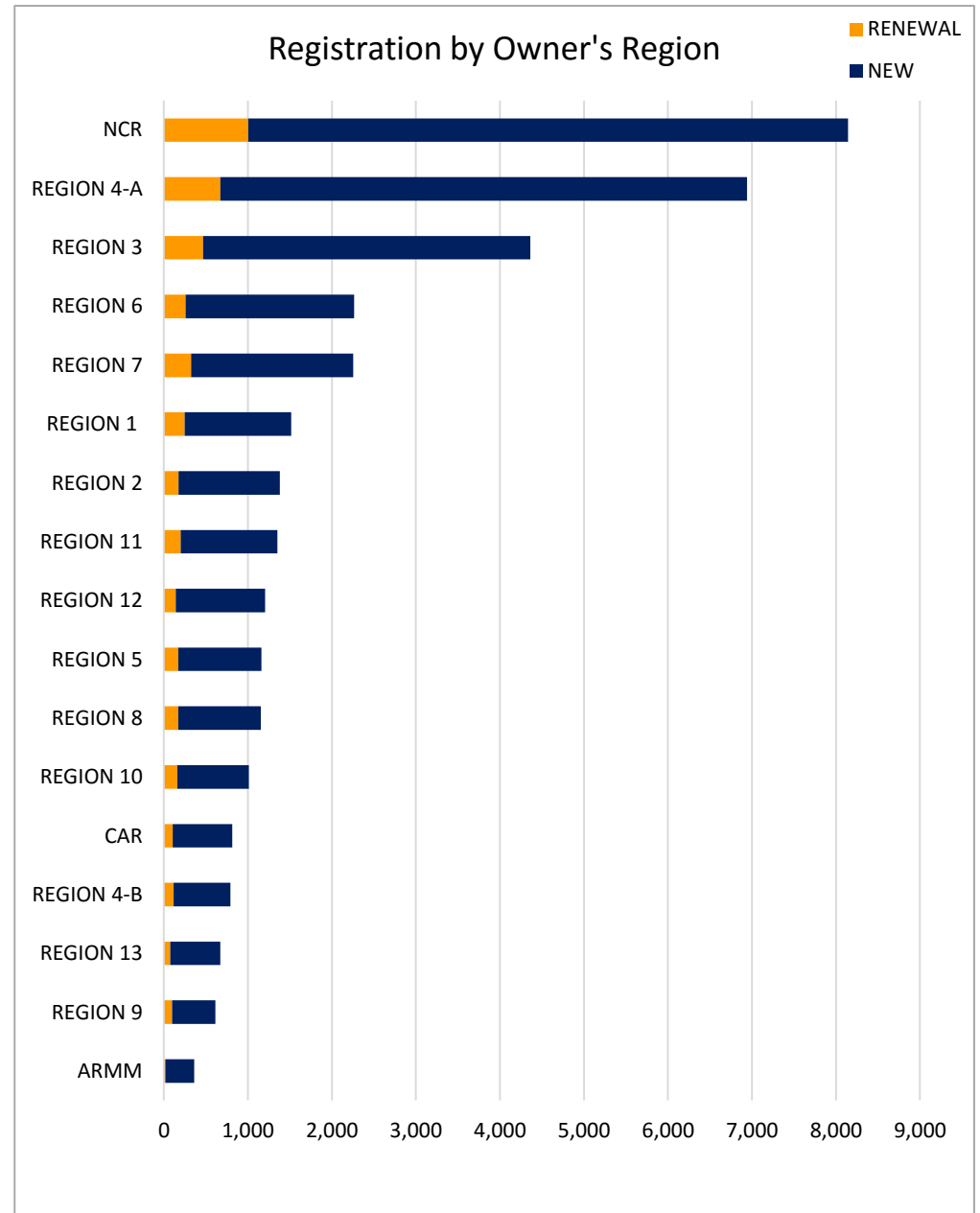
As to determining the online applications and over-the-counter transactions, there are 7,531 transactions or 15% increase from last month’s (July 2016) 6,568 business names registered through online application or 21 % of the total transaction (Teller, Web and PBR), and 28,458 OTC transactions or 79% of the total transactions.

**Business Name (BN) Registration by Scope
August 2016 VS August 2015**



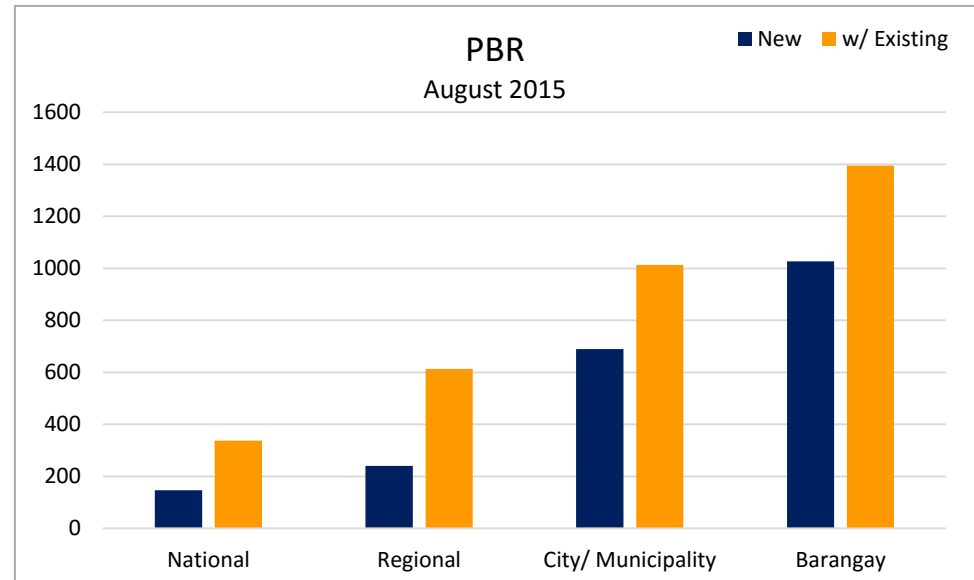
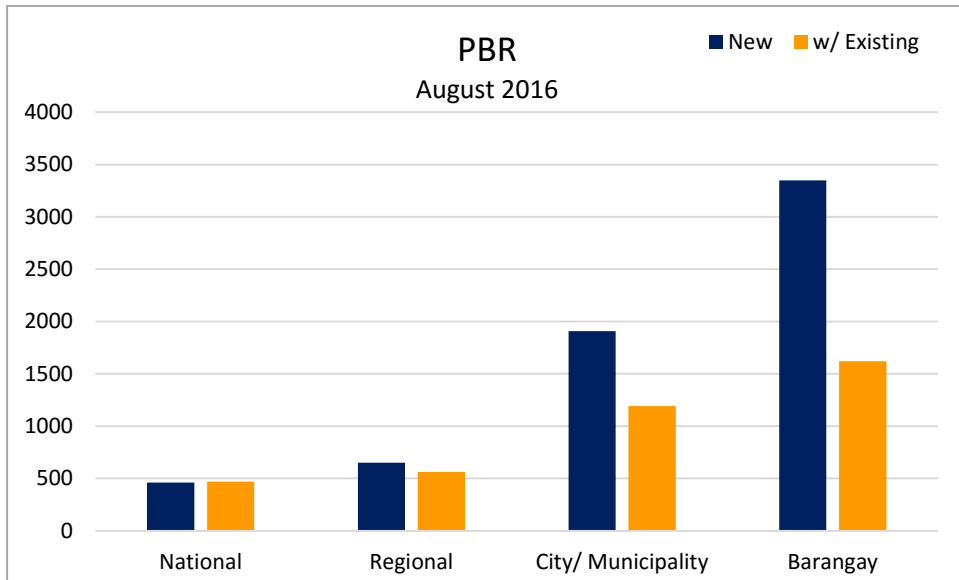
**Business Name (BN) Registration by Region based on Owner's Location
August 2016**

Owners Region	NEW	RENEWAL	Total	%Total
NATIONAL CAPITAL REGION (NCR)	7,139	1,004	8,143	23%
REGION 4-A (CALABARZON)	6,272	670	6,942	19%
REGION 3 (CENTRAL LUZON)	3,893	468	4,361	12%
REGION 6 (WESTERN VISAYAS)	2,006	258	2,264	6%
REGION 7 (CENTRAL VISAYAS)	1,931	323	2,254	6%
REGION 1 (ILOCOS REGION)	1,270	247	1,517	4%
REGION 2 (CAGAYAN VALLEY)	1,203	176	1,379	4%
REGION 11 (DAVAO REGION)	1,154	198	1,352	4%
REGION 12 (SOCCSKSARGEN)	1,064	141	1,205	3%
REGION 5 (BICOL REGION)	990	171	1,161	3%
REGION 8 (EASTERN VISAYAS)	985	169	1,154	3%
REGION 10 (NORTHERN MINDANAO)	853	159	1,012	3%
CORDILLERA ADMINISTRATIVE REGION (CAR)	707	105	812	2%
REGION 4-B (MIMAROPA)	676	114	790	2%
REGION 13 (CARAGA)	598	74	672	2%
REGION 9 (ZAMBOANGA PENINSULA)	513	98	611	2%
AUTONOMOUS REGION IN MUSLIM MINDANAO (ARMM)	344	16	360	1%
Total	31,598	4,391	35,989	100%



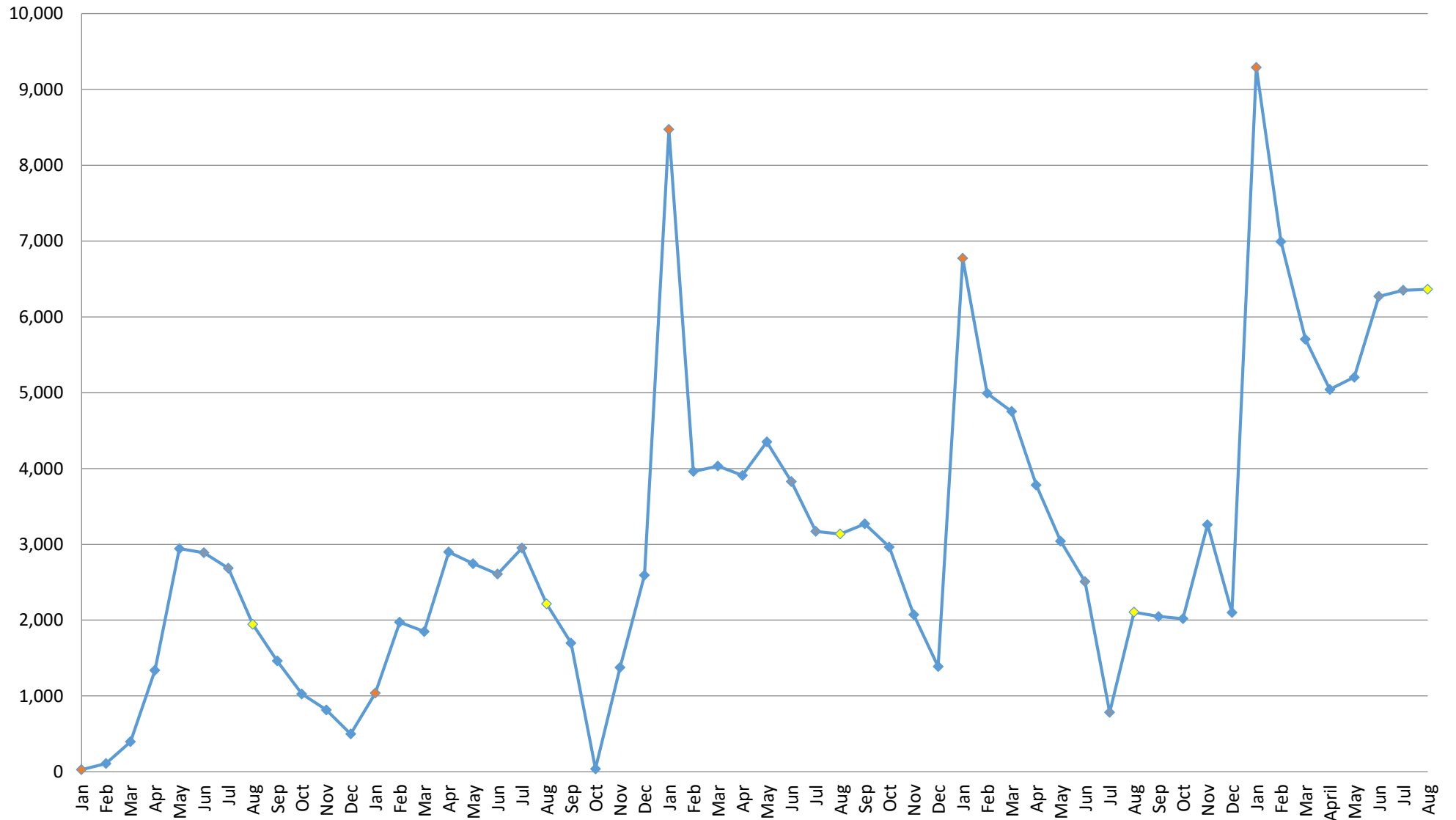
**Philippine Business Registration System (PBR) by Scope
August 2016 VS August 2015**

Scope	2016			2015			% Change
	New	w/ Existing	Total	New	w/ Existing	Total	
National	3,173	3,560	6,733	1,672	2,605	4,277	57%
Regional	4,841	4,358	9,199	2,497	2,780	5,277	74%
City/ Municipality	15,860	11,147	27,007	9,739	8,241	17,980	50%
Barangay	27,353	17,600	44,953	14,835	13,596	28,431	58%
Total	51,227	36,665	87,892	28,743	27,222	55,965	57%



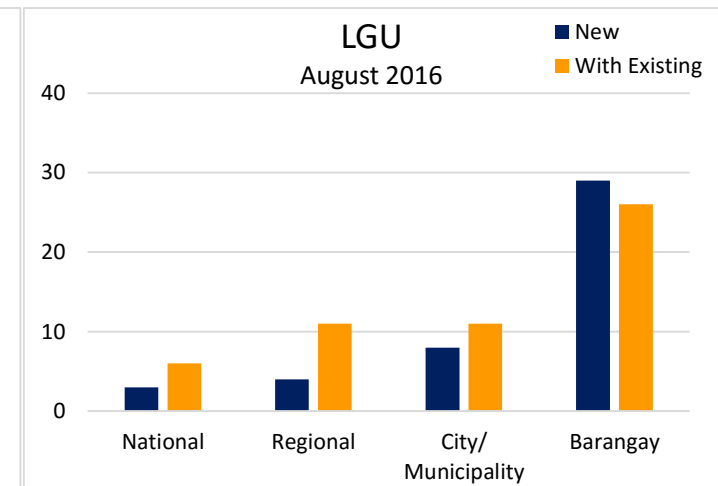
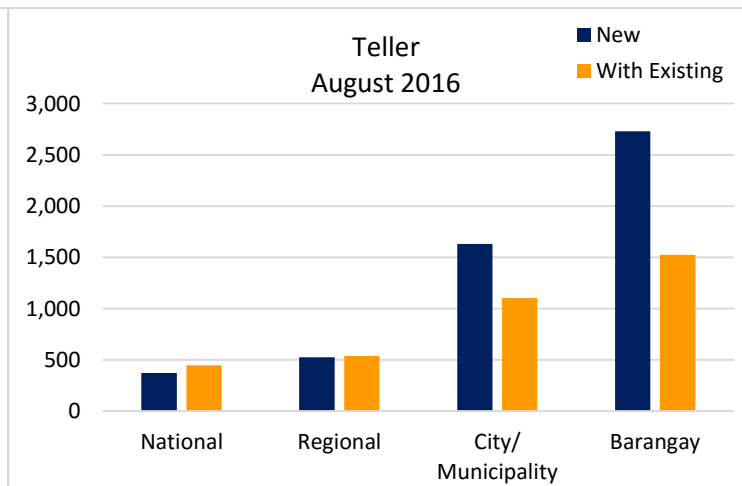
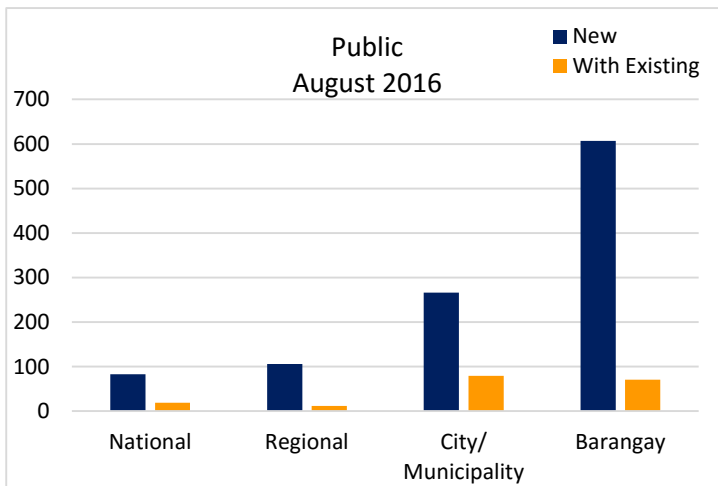
PBR

January 2012 to August 2016



**Philippine Business Registration System (PBRs) by Source
August 2016**

SCOPE	PUBLIC			DTI TELLER			LGU			Grand Total
	New	With Existing	Total	New	With Existing	Total	New	With Existing	Total	
National	83	19	102	371	446	817	3	6	9	928
Regional	106	12	118	527	538	1065	4	11	15	1198
City/ Municipality	266	79	345	1,632	1,103	2735	8	11	19	3099
Barangay	607	71	678	2,729	1,524	4253	29	26	55	4986
Total	1,062	181	1,243	5,259	3,611	8,870	44	54	98	10,211



**%BNRS VS %PBR
August 2016 VS August 2015**

* %BNRS VS %PBR	2016	2016%	2015	2015%
BNRS	25,778	72%	24,877	82%
PBR	10,211	28%	5,462	18%
TOTAL	35,989	100%	30,339	100%

**%BNRS VS %PBR = PBR new and with existing /TOTAL and BN new/TOTAL*

** BN new= New transactions though Web and Tellers*

For the utility ratio of both BNR (www.bnrs.dti.gov.ph) and PBR (www.business.gov.ph) systems, the BNRS covered 72% of the transactions this August 2016 with an increase of 4% from its utility percentage last August 2015 of 69%. PBRs recorded an increase of 10% from last year's 18% of utility, covering 28% of the total transactions this August 2016.

