

# **BNRS IN FIGURES**

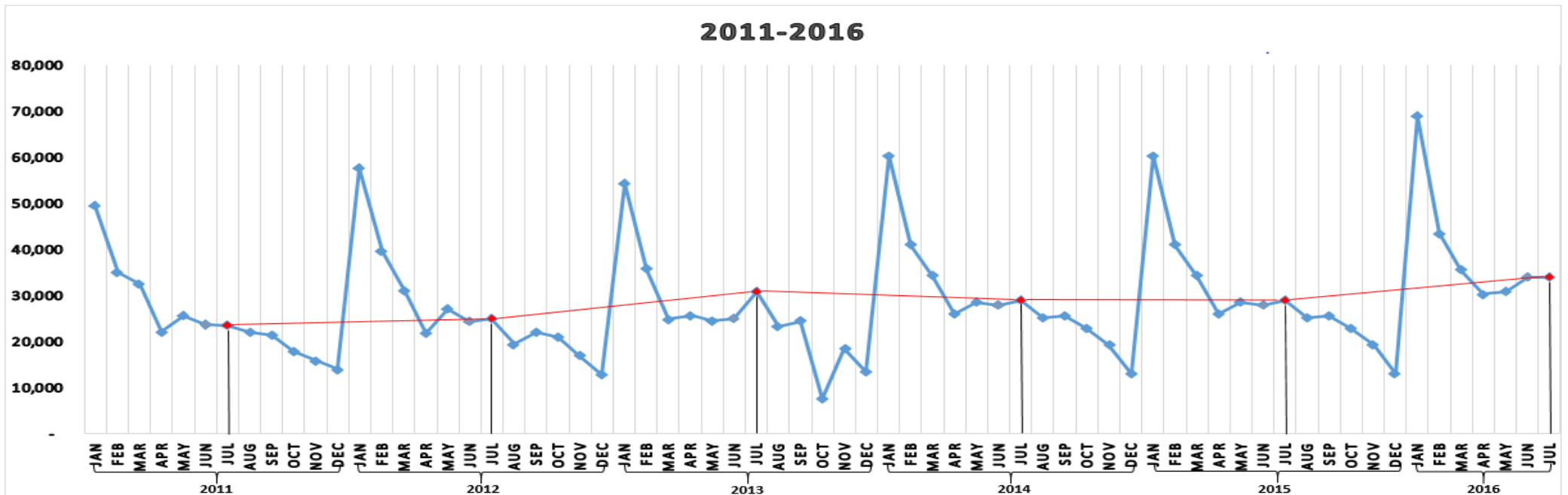
**Monthly Report  
as of July 2016**

### Business Name (BN) Registration by Scope per Source July 2016 VS July 2015

Scope	2016								2015								% Change July 2016 VS July 2015
	Teller			Web			PBR	Grand Total	Teller			Web			PBR	Grand Total	
	New	Renewal	Total	New	Renewal	Total	New		New	Renewal	Total	New	Renewal	Total	New		
National	1,588	340	1,928	620	92	712	485	3,125	1,900	369	2,269	522	139	661	55	2,985	5%
Regional	2,155	407	2,562	1,149	74	1223	683	4,468	2,127	376	2,503	530	102	632	71	3,206	39%
City/ Municipality	5,025	1,581	6,606	1,265	227	1492	1,893	9,991	6,207	1,429	7,636	1,034	337	1,371	293	9,300	7%
Barangay	9,377	1,800	11,177	1,750	251	2001	3,290	16,468	11,032	1,850	12,882	1,288	353	1,641	365	14,888	11%
<b>Total</b>	<b>18,145</b>	<b>4,128</b>	<b>22,273</b>	<b>4,784</b>	<b>644</b>	<b>5,428</b>	<b>6,351</b>	<b>34,052</b>	<b>21,266</b>	<b>4,024</b>	<b>25,290</b>	<b>3,374</b>	<b>931</b>	<b>4,305</b>	<b>784</b>	<b>30,379</b>	<b>12%</b>

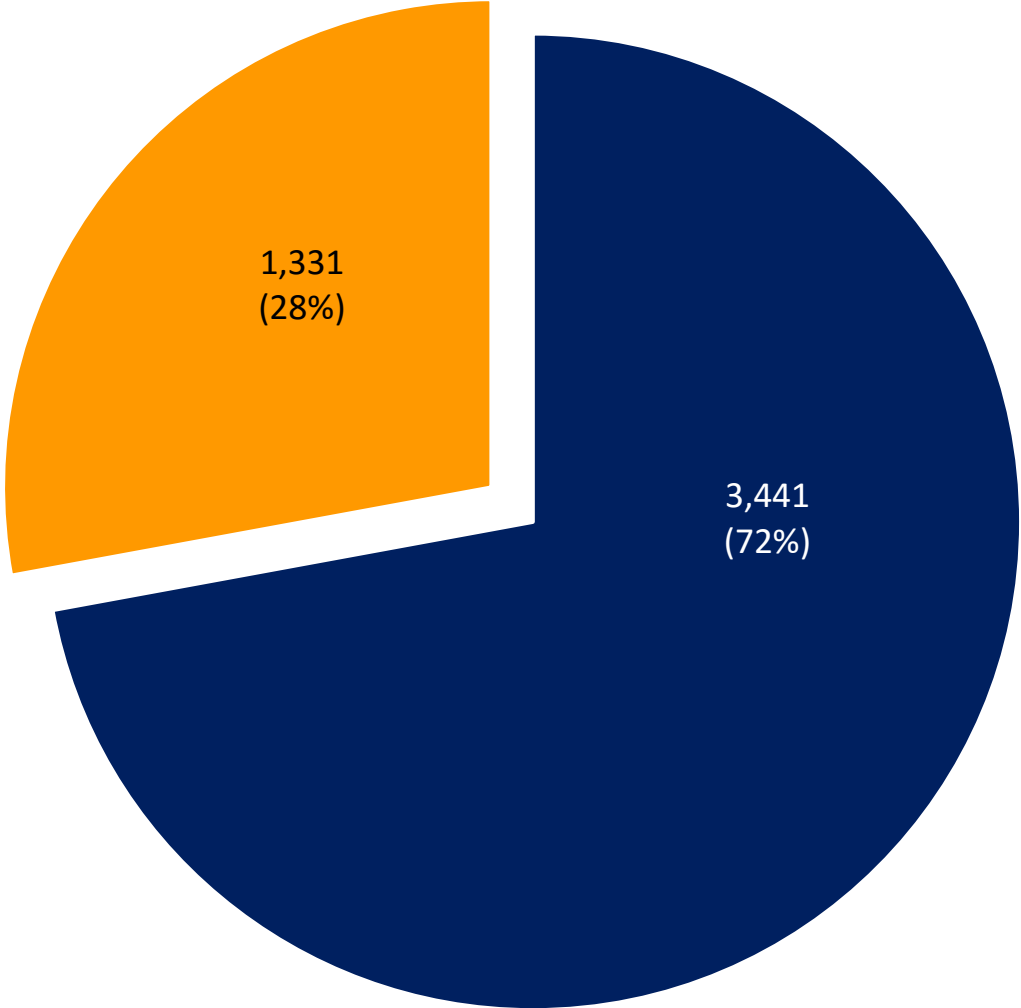
Type	2016	2015	% Change
<b>New</b>	29,280	25,424	15%
<b>Renewal</b>	4,772	4,955	-4%
<b>Total</b>	<b>34,052</b>	<b>30,379</b>	<b>12%</b>

Business Name (BN) Registration tallied a total of 34,052 applications this month of July 2016. This was 12% increase in comparison with last year's record of 30,379 of the same period. The registration also recorded 29,280 New BNs or 86% of the total registration, July 2016, while renewal registrations recorded 4,772 or 14% of its total. As to its records from 2011, It can be noticed that there is a measured increase in BN registrations through the years. With this records, it can be perceived that Filipino entrepreneurs are into micro small and medium scale business progress, development and advancement.



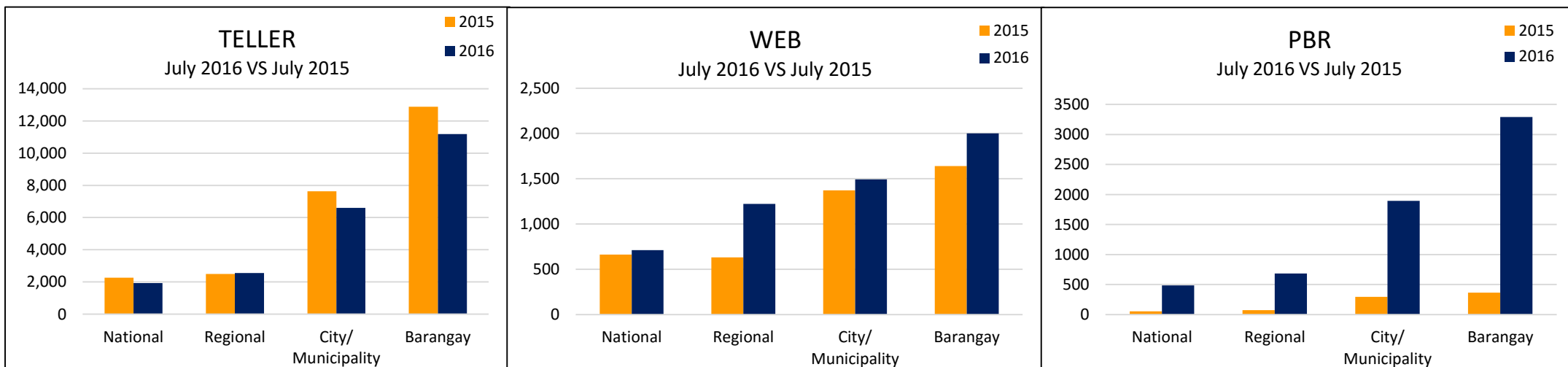
Renewal  
July 2016

- Regular Renewal
- Early Renewal



Business Name Renewal Schemes: Early Renewal and Regular Renewal. Early Renewal covered 28% of the total renewal registration or 1,331 renewal records (4% of the total tallied registrations new and renewal) while Regular Renewal tallied 3,441 BNs or 72% of the total registrations (10% of the total tallied registrations new and renewal).

### Business Name (BN) Registration by Source July 2016 VS July 2015

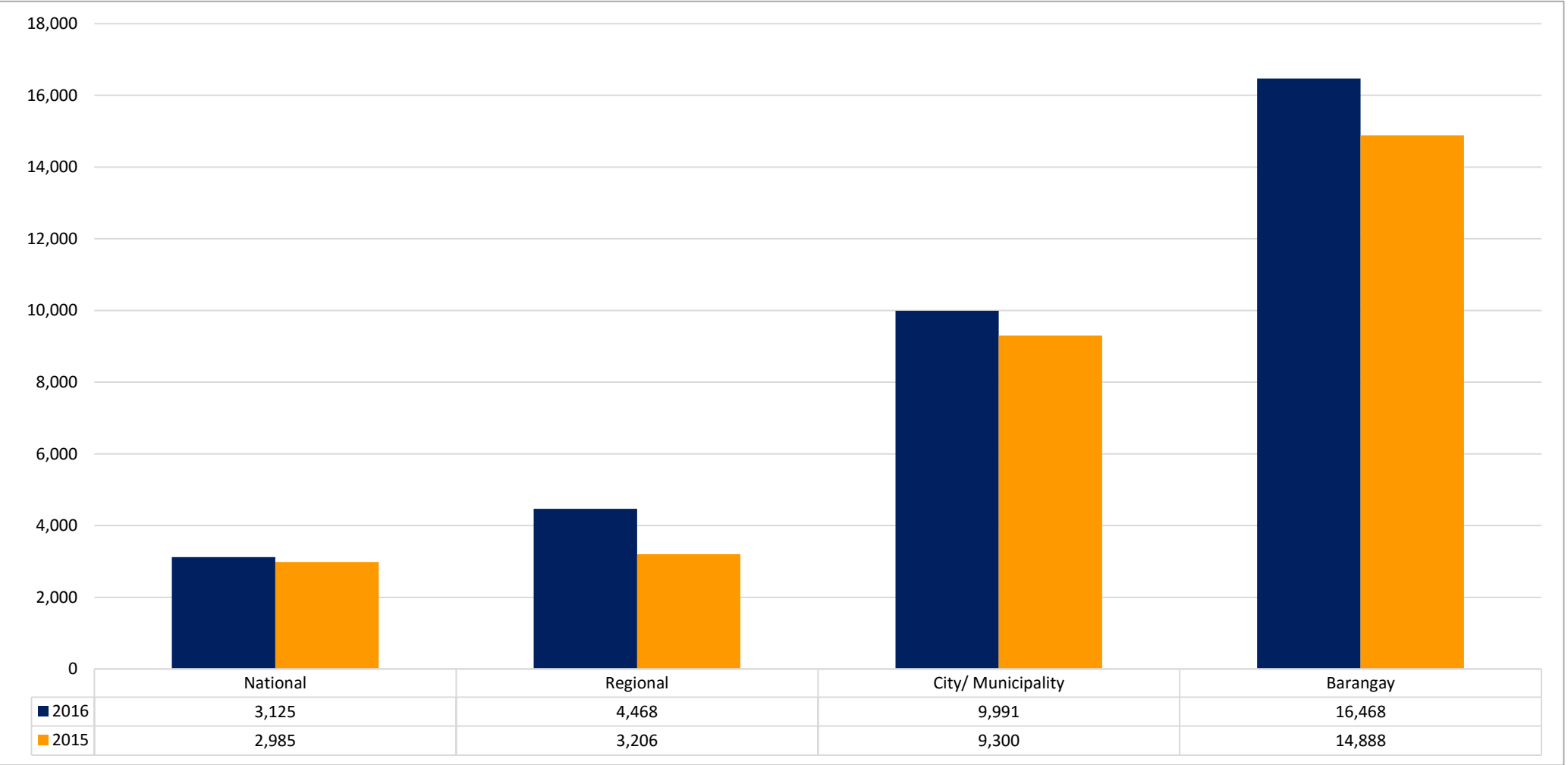


Business name registration by source (teller, web, and PBR), it can be observed that the teller source covered most of the business names registered with 65% or 22,273BNs (18,145 new registrations and 4,128- renewal registrations). Large number of business name registrations thru the teller assisted application can be attributed to the suspension of internet payment gateway by BancNet for their system’s maintenance and security enhancements, the only available online payment modality was GCash. Applicants who have no access to GCash goes to any of our 98 Regional and Provincial DTI offices and satellite offices, 144 Negosyo Centers available near them to finish and register BN transactions.

With the online application or web source which also offers an end- to-end business application process, the source tallied 5,428business names registered or 16% of total business name registrations. Web transactions are comprised with 4,784 new business names registered and 644 renewal business names. PBR scope recorded 6,351 registrations or an increase of 710% from last year’s 784 BN’s of the same period of July through the PBR system ([www.business.gov.ph](http://www.business.gov.ph)).

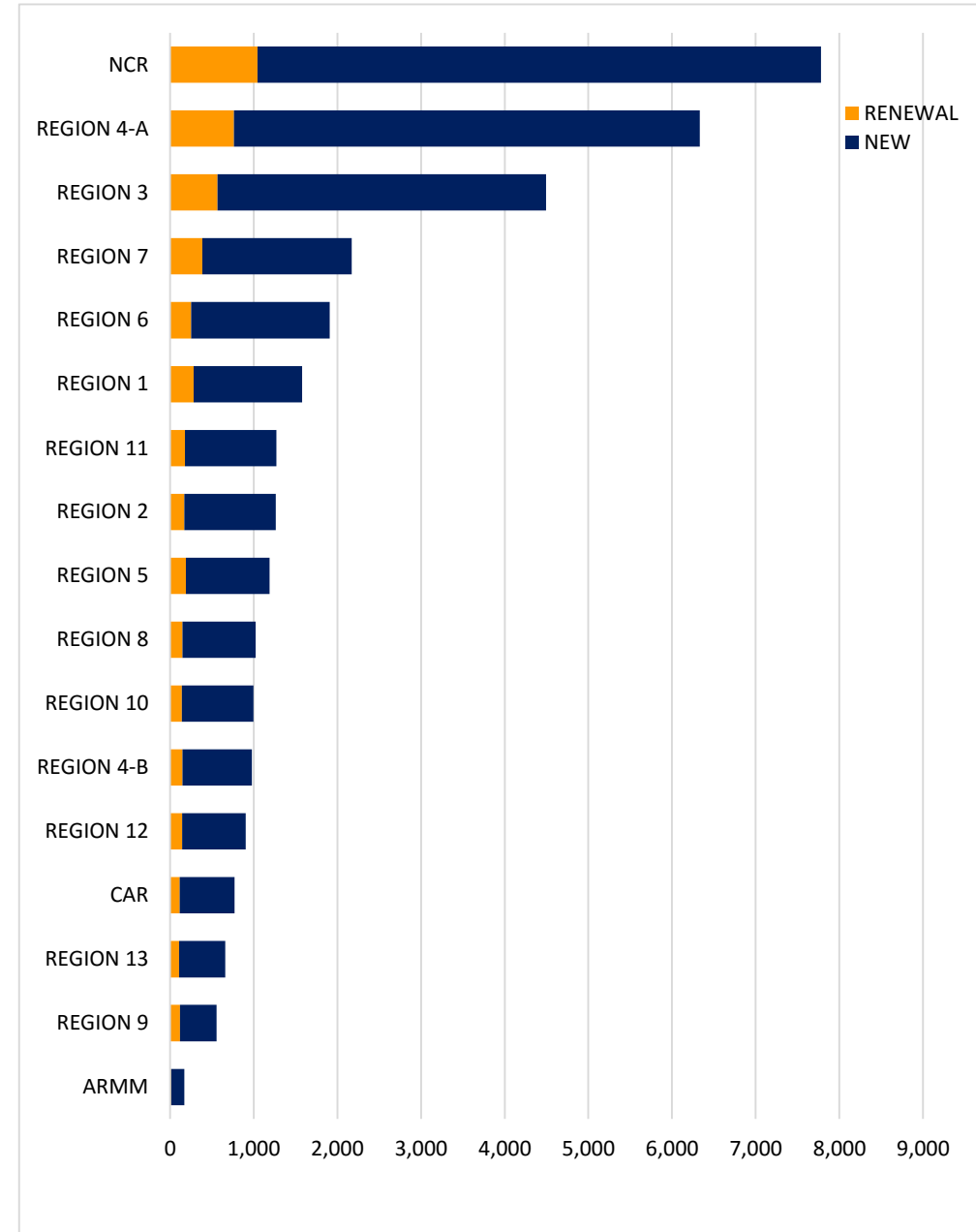
As to determining the online applications and over-the-counter transaction, there are 6,568, 7% increase from last month’s (June 2016) 6,137 business names registered through online application or 18 % of the total transaction (Teller, Web and PBR), and 27,484 OTC transactions or 82% of the total transactions.

**Business Name (BN) Registration by Scope  
July 2016 VS July 2015**



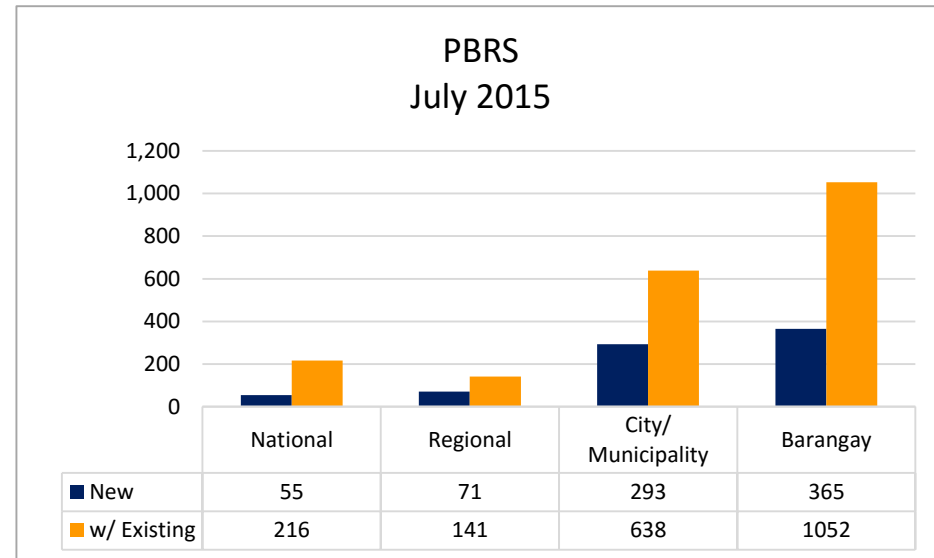
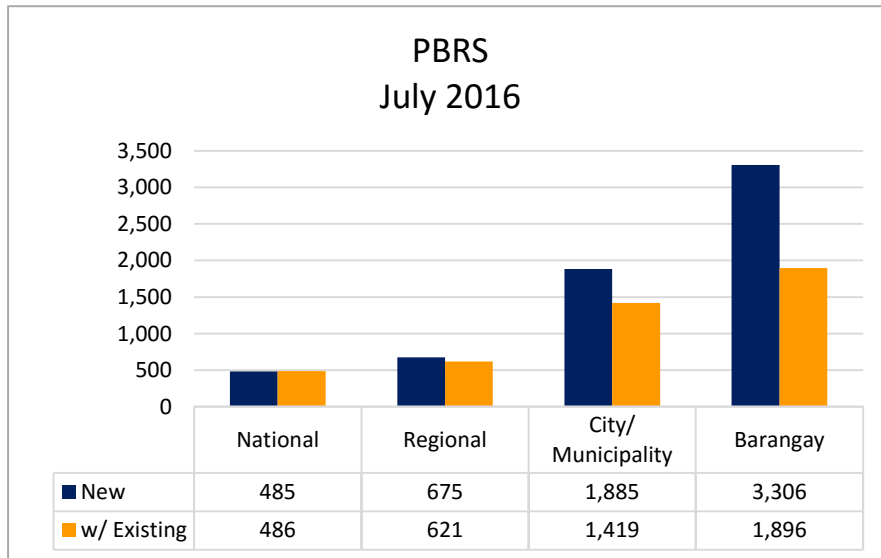
**Business Name (BN) Registration by Region based on Owner's Location  
July 2016**

<b>Owners Region</b>	<b>NEW</b>	<b>RENEWAL</b>	<b>Total</b>	<b>%Total</b>
NATIONAL CAPITAL REGION (NCR)	6,737	1,044	7,781	<b>23%</b>
REGION 4-A (CALABARZON)	5,569	764	6,333	<b>19%</b>
REGION 3 (CENTRAL LUZON)	3,927	569	4,496	<b>13%</b>
REGION 7 (CENTRAL VISAYAS)	1,786	384	2,170	<b>6%</b>
REGION 6 (WESTERN VISAYAS)	1,654	253	1,907	<b>6%</b>
REGION 1 (ILOCOS REGION)	1,296	282	1,578	<b>5%</b>
REGION 11 (DAVAO REGION)	1,092	178	1,270	<b>4%</b>
REGION 2 (CAGAYAN VALLEY)	1,092	172	1,264	<b>4%</b>
REGION 5 (BICOL REGION)	999	189	1,188	<b>3%</b>
REGION 8 (EASTERN VISAYAS)	873	150	1,023	<b>3%</b>
REGION 10 (NORTHERN MINDANAO)	857	141	998	<b>3%</b>
REGION 4-B (MIMAROPA)	831	149	980	<b>3%</b>
REGION 12 (SOCCSKSARGEN)	761	143	904	<b>3%</b>
CORDILLERA ADMINISTRATIVE REGION (CAR)	656	116	772	<b>2%</b>
REGION 13 (CARAGA)	552	108	660	<b>2%</b>
REGION 9 (ZAMBOANGA PENINSULA)	438	119	557	<b>2%</b>
AUTONOMOUS REGION IN MUSLIM MINDANAO (ARMM)	160	11	171	<b>1%</b>
<b>Total</b>	<b>29,280</b>	<b>4,772</b>	<b>34,052</b>	<b>100%</b>



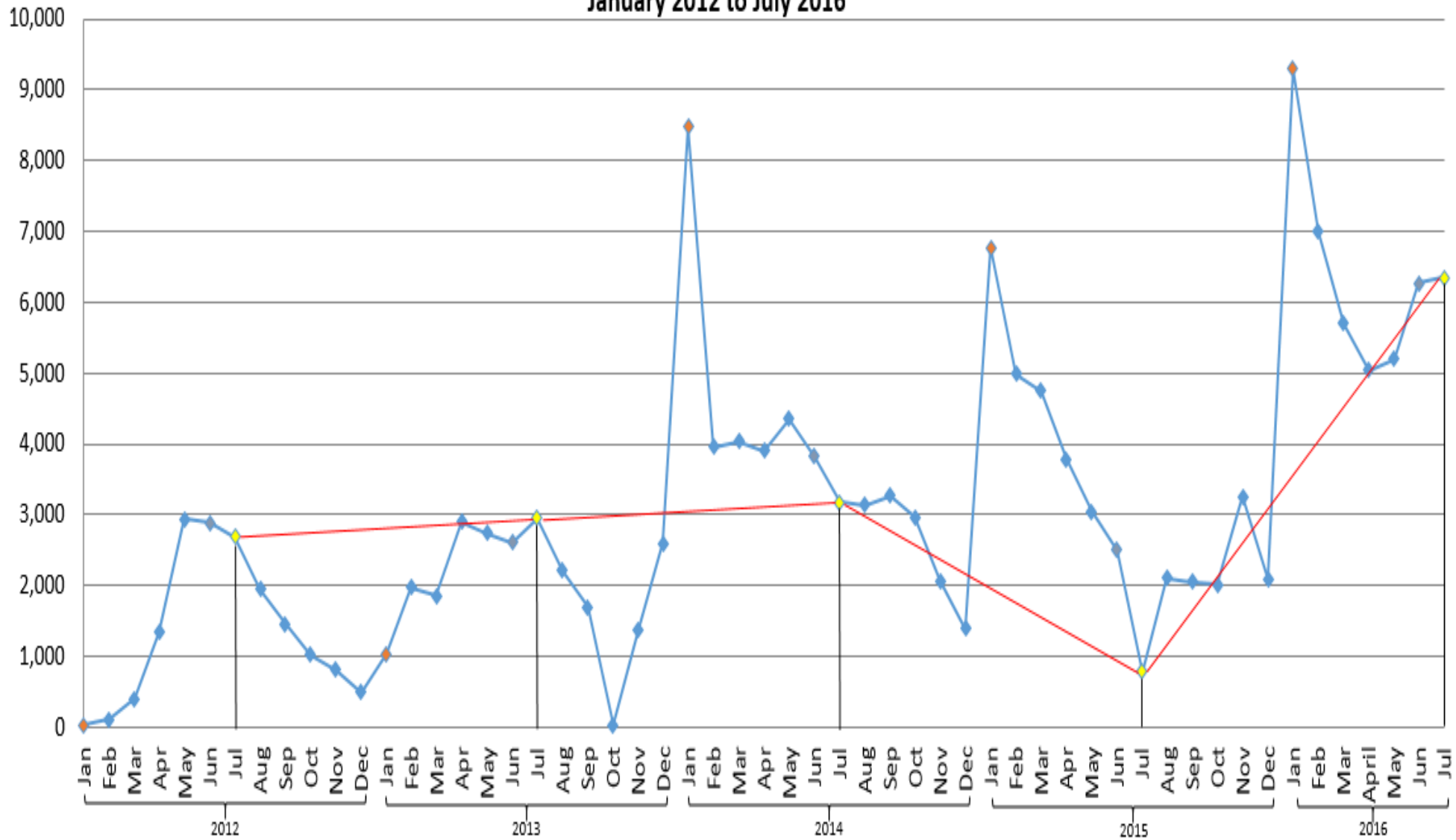
**Philippine Business Registration System (PBRs) by Scope  
July 2016 VS July 2015**

Scope	2016			2015			% Change
	New	w/ Existing	Total	New	w/ Existing	Total	
National	485	486	971	55	216	271	258%
Regional	675	621	1296	71	141	212	511%
City/ Municipality	1,885	1,419	3304	293	638	931	255%
Barangay	3,306	1,896	5202	365	1052	1417	267%
<b>Total</b>	<b>6,351</b>	<b>4,422</b>	<b>10,773</b>	<b>784</b>	<b>2,047</b>	<b>2,831</b>	<b>281%</b>



# PBRs Transactions

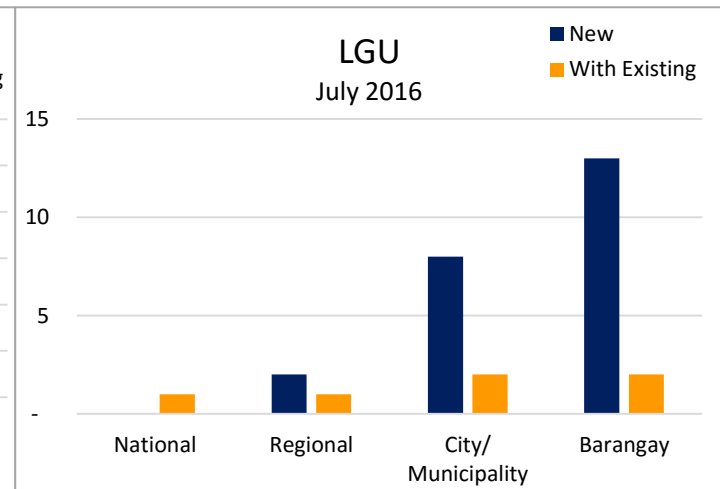
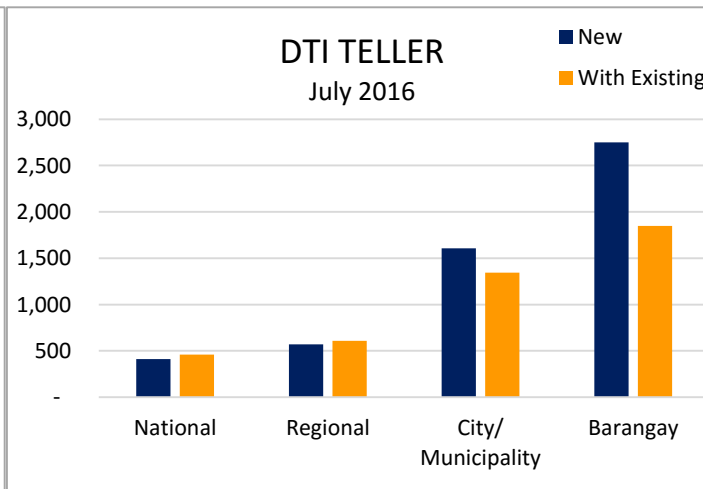
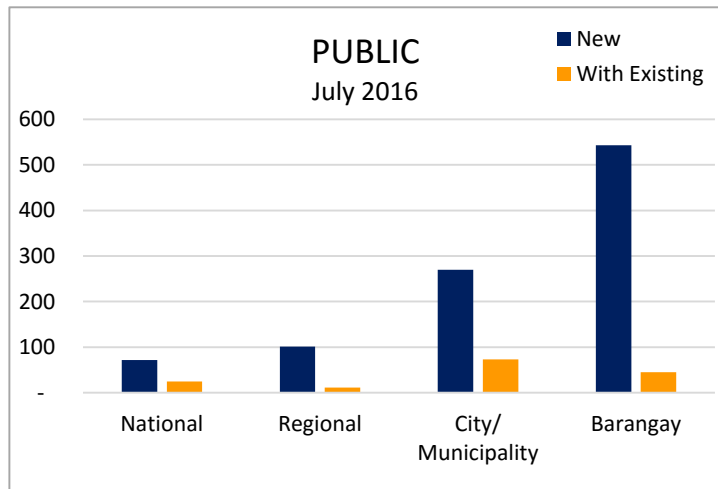
January 2012 to July 2016





**Philippine Business Registration System (PBRS) by Source  
July 2016**

SCOPE	PUBLIC			DTI TELLER			LGU			Grand Total
	New	With Existing	Total	New	With Existing	Total	New	With Existing	Total	
National	72	25	97	413	460	873	-	1	1	971
Regional	101	11	112	572	609	1,181	2	1	3	1,296
City/ Municipality	270	73	343	1,607	1,344	2,951	8	2	10	3,304
Barangay	543	45	588	2,750	1,849	4,599	13	2	15	5,202
<b>Total</b>	<b>986</b>	<b>154</b>	<b>1,140</b>	<b>5,342</b>	<b>4,262</b>	<b>9,604</b>	<b>23</b>	<b>6</b>	<b>29</b>	<b>10,773</b>



**%BNRS VS %PBR  
July 2016 VS July 2015**

* %BNRS VS %PBR	2016	2016%	2015	2015%
<b>BNRS</b>	<b>23,279</b>	68%	<b>27,548</b>	91%
<b>PBR</b>	<b>10,773</b>	32%	<b>2,831</b>	9%
<b>TOTAL</b>	<b>34,052</b>	<b>100%</b>	<b>30,379</b>	<b>100%</b>

\*%BNRS VS %PBR = PBR new and with existing /TOTAL and BN new/TOTAL

\* BN new= New transactions through Web and Tellers

For the utility ratio of both BNR ([www.bnrs.dti.gov.ph](http://www.bnrs.dti.gov.ph)) and PBR ([www.business.gov.ph](http://www.business.gov.ph)) systems, the BNRS covered 68% of the transactions this July 2016 with a decrease of 23% from its utility percentage last July 2015 of 91%. PBR recorded an increase of 23% from last year's 9% of utility, covering 32% of the total transactions this July 2016.

