

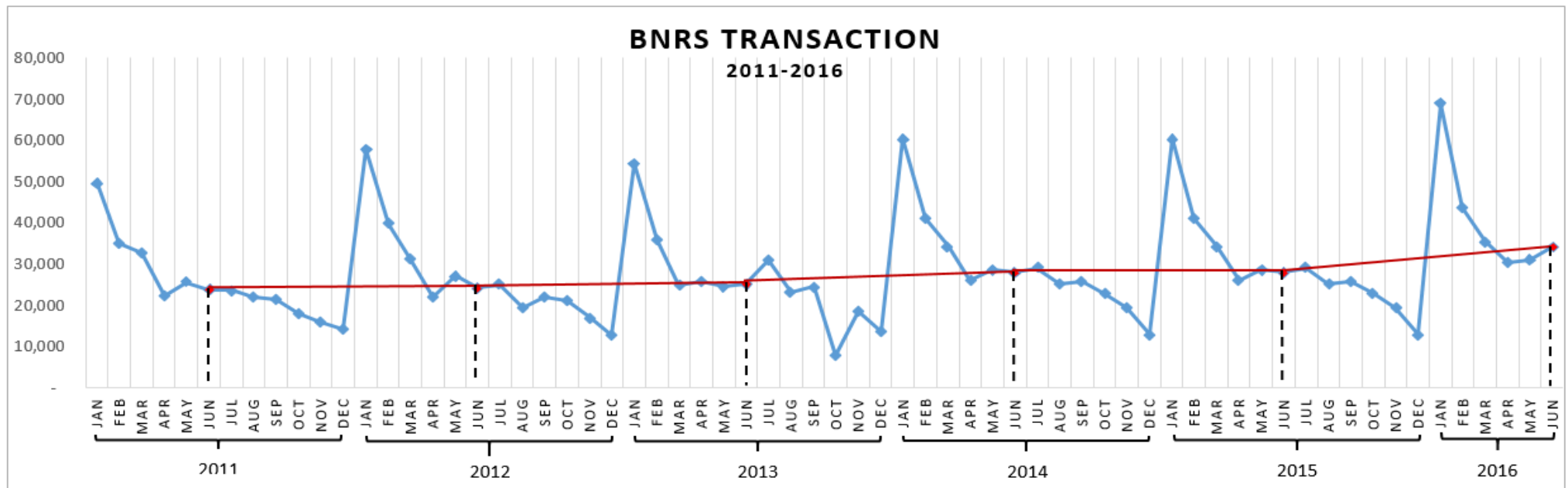
# **BNRS IN FIGURES**

**Monthly Report  
as of June 2016**

**Business Name (BN) Registration by Scope per Source  
June 2016 VS June 2015**

Scope	2016								2015								% Change June 2016 VS June 2015
	Teller			Web			PBR	Grand Total	Teller			Web			PBR	Grand Total	
	New	Renewal	Total	New	Renewal	Total	New		New	Renewal	Total	New	Renewal	Total	New		
National	1,528	293	1,821	606	101	707	421	2,949	1,667	346	2,013	436	118	554	182	2,749	7%
Regional	1,971	401	2,372	860	62	922	691	3,985	1,700	314	2,014	309	83	392	267	2,673	49%
City/ Municipality	5,045	1,590	6,635	1,288	308	1596	1,912	10,143	5,513	1,331	6,844	842	282	1124	810	8,778	16%
Barangay	9,901	1,855	11,756	1,688	274	1962	3,247	16,965	9,995	1,817	11,812	1,097	284	1381	1,250	14,443	17%
<b>Total</b>	<b>18,445</b>	<b>4,139</b>	<b>22,584</b>	<b>4,442</b>	<b>745</b>	<b>5,187</b>	<b>6,271</b>	<b>34,042</b>	<b>18,875</b>	<b>3,808</b>	<b>22,683</b>	<b>2,684</b>	<b>767</b>	<b>3,451</b>	<b>2,509</b>	<b>28,643</b>	<b>19%</b>

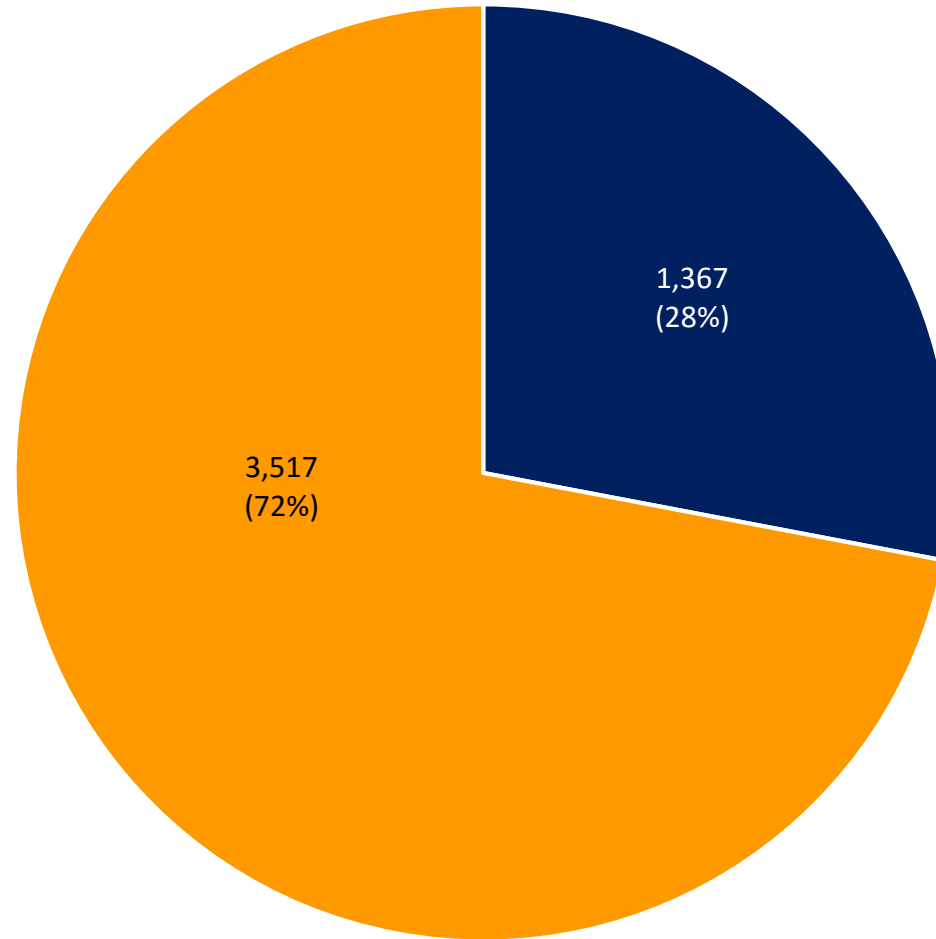
Type	2016	2015	% Change
<b>New</b>	<b>29,158</b>	<b>24,068</b>	<b>21%</b>
<b>Renewal</b>	<b>4,884</b>	<b>4,575</b>	<b>7%</b>
<b>Total</b>	<b>34,042</b>	<b>28,643</b>	<b>19%</b>



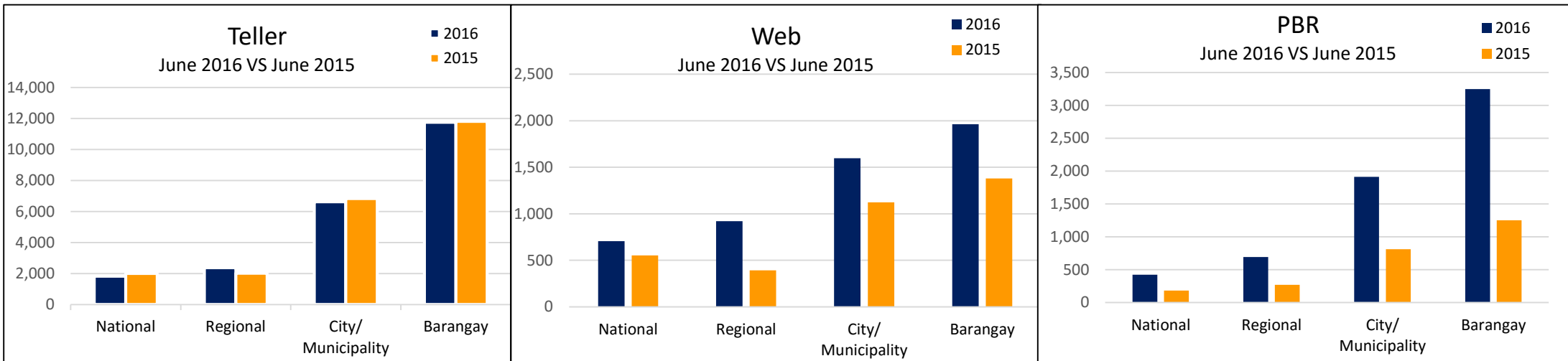
# Renewal

June 2016

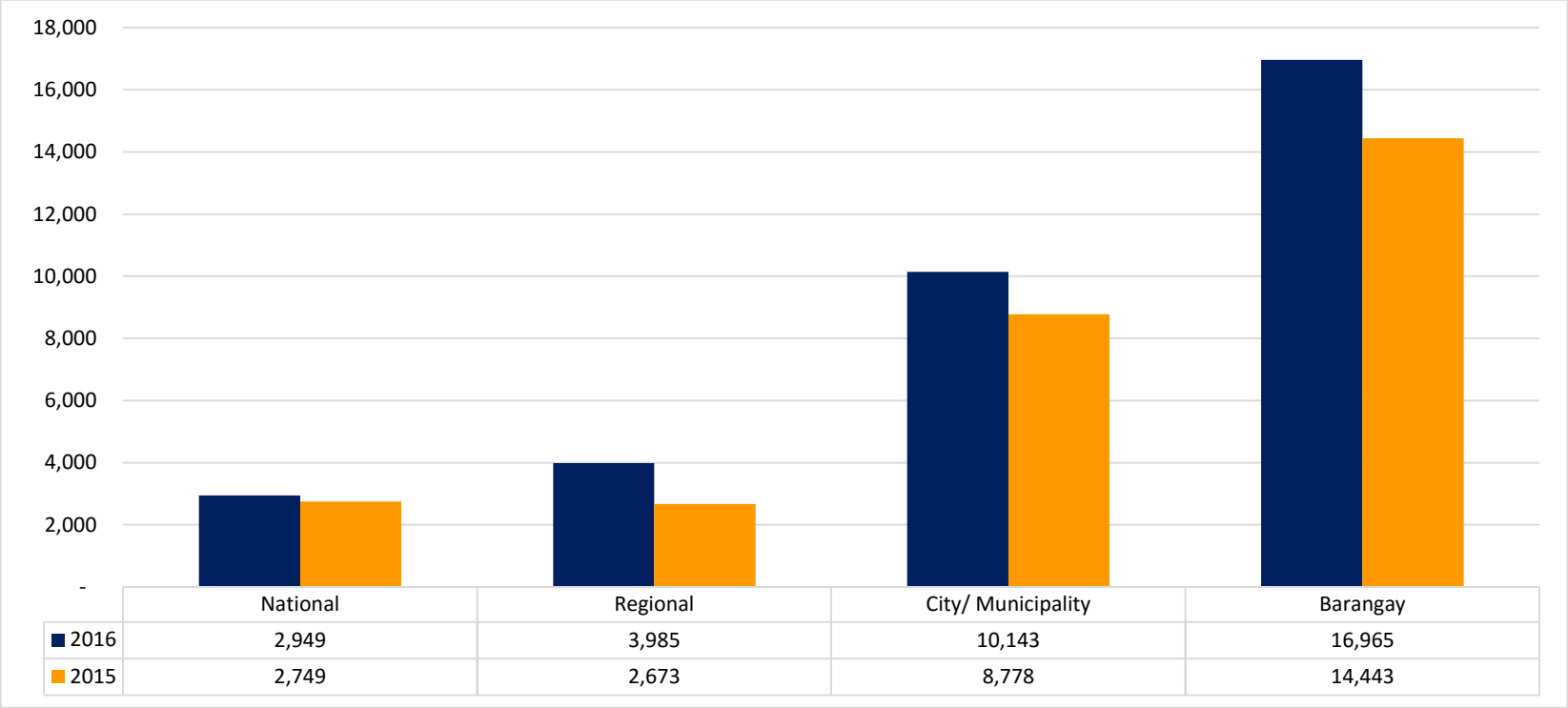
- Early Renewal
- Regular Renewal



**Business Name (BN) Registration by Source  
June 2016 VS June 2015**

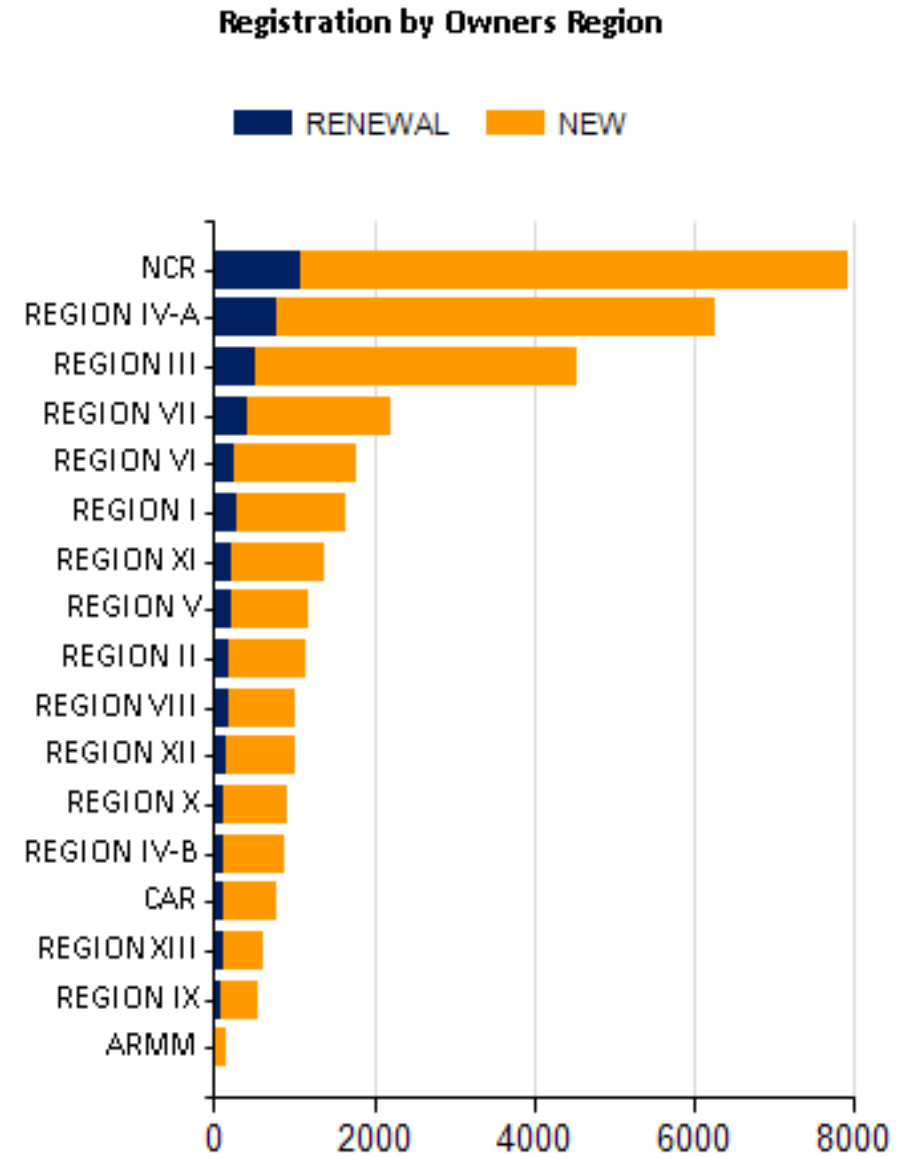


**Business Name (BN) Registration by Scope  
June 2016 VS June 2015**



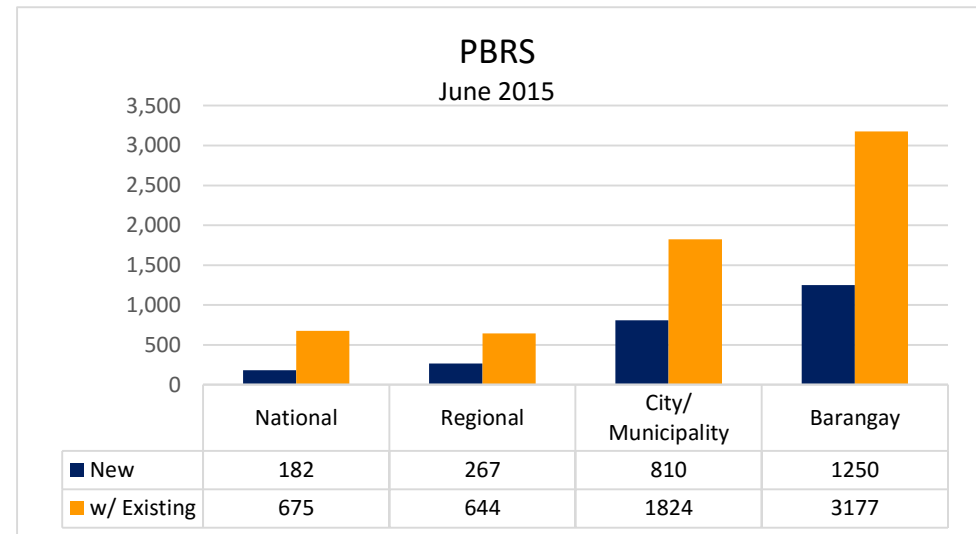
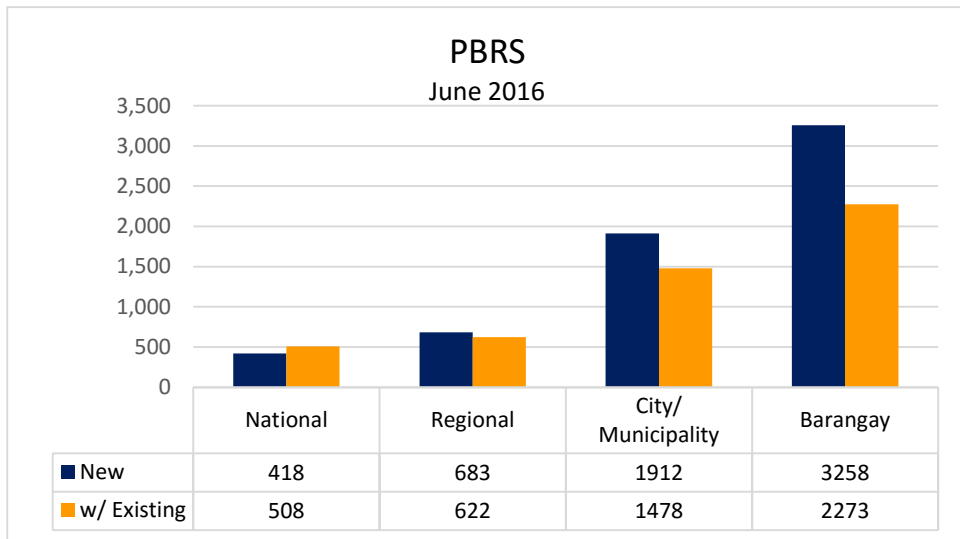
**Business Name (BN) Registration by Region based on Owner's Location  
June 2016**

Owners Region	NEW	RENEWAL	Total	%Total
NATIONAL CAPITAL REGION (NCR)	6,843	1,087	7,930	23%
REGION 4-A (CALABARZON)	5,492	782	6,274	18%
REGION 3 (CENTRAL LUZON)	3,999	526	4,525	13%
REGION 7 (CENTRAL VISAYAS)	1,803	403	2,206	6%
REGION 6 (WESTERN VISAYAS)	1,514	265	1,779	5%
REGION 1 (ILOCOS REGION)	1,379	281	1,660	5%
REGION 11 (DAVAO REGION)	1,172	217	1,389	4%
REGION 5 (BICOL REGION)	952	216	1,168	3%
REGION 2 (CAGAYAN VALLEY)	964	189	1,153	3%
REGION 8 (EASTERN VISAYAS)	858	174	1,032	3%
REGION 12 (SOCCSKSARGEN)	838	169	1,007	3%
REGION 10 (NORTHERN MINDANAO)	807	118	925	3%
REGION 4-B (MIMAROPA)	745	129	874	3%
CORDILLERA ADMINISTRATIVE REGION (CAR)	665	108	773	2%
REGION 13 (CARAGA)	521	110	631	2%
REGION 9 (ZAMBOANGA PENINSULA)	454	101	555	2%
AUTONOMOUS REGION IN MUSLIM MINDANAO (ARMM)	152	9	161	0%
<b>Total</b>	<b>29,158</b>	<b>4,884</b>	<b>34,042</b>	<b>100%</b>



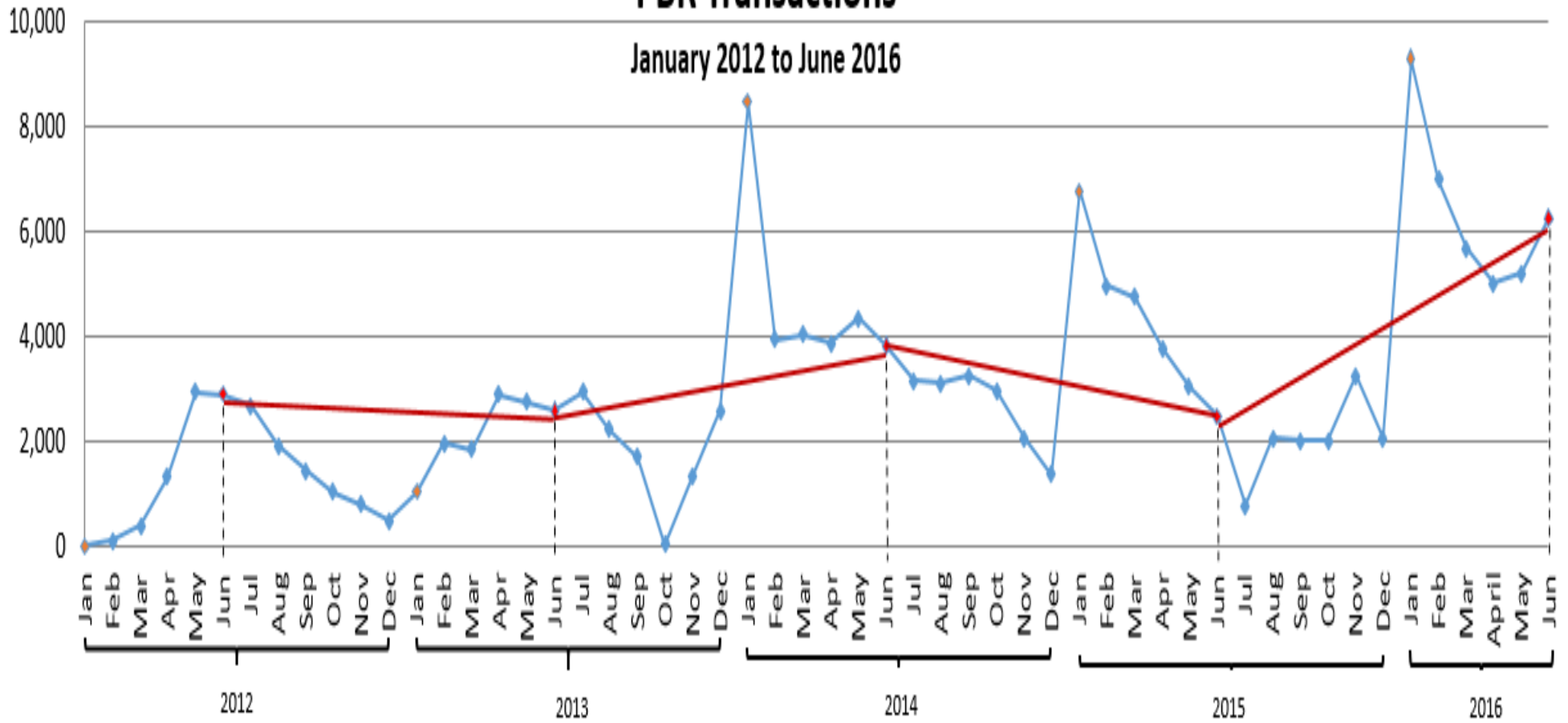
**Philippine Business Registration System (PBRs) by Scope  
June 2016 VS June 2015**

Scope	2016			2015			% Change
	New	w/ Existing	Total	New	w/ Existing	Total	
National	418	508	926	182	675	857	8%
Regional	683	622	1305	267	644	911	43%
City/ Municipality	1,912	1,478	3390	810	1824	2634	29%
Barangay	3,258	2,273	5531	1250	3177	4427	25%
<b>Total</b>	<b>6,271</b>	<b>4,881</b>	<b>11,152</b>	<b>2,509</b>	<b>6,320</b>	<b>8,829</b>	<b>26%</b>



# PBR Transactions

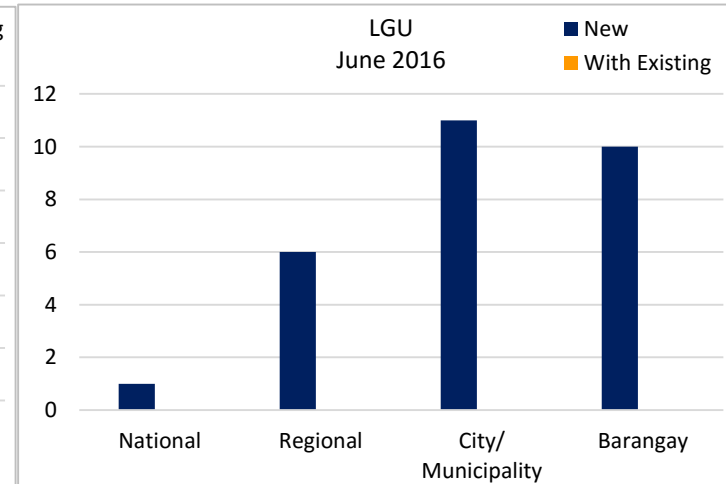
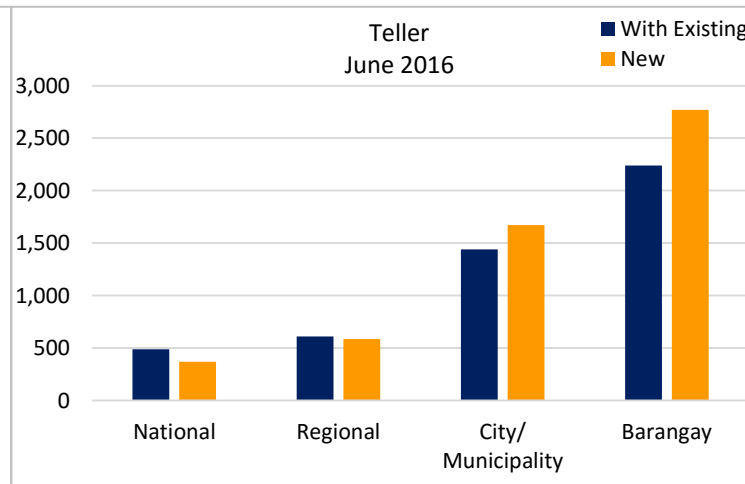
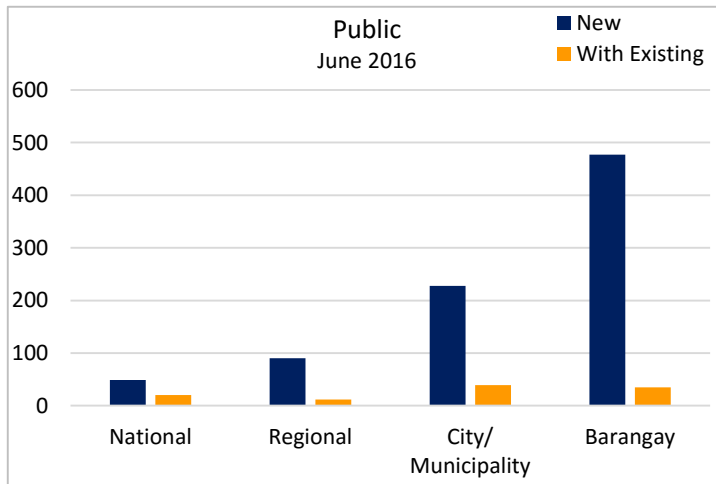
January 2012 to June 2016





**Philippine Business Registration System (PBRS) by Source  
June 2016**

SCOPE	PUBLIC			DTI TELLER			LGU			Grand Total
	New	With Existing	Total	New	With Existing	Total	New	With Existing	Total	
National	49	20	69	368	488	856	1	0	1	926
Regional	90	12	102	587	610	1197	6	0	6	1305
City/ Municipality	228	39	267	1,673	1,439	3112	11	0	11	3390
Barangay	477	35	512	2,771	2,238	5009	10	0	10	5531
<b>Total</b>	<b>844</b>	<b>106</b>	<b>950</b>	<b>5,399</b>	<b>4,775</b>	<b>10,174</b>	<b>28</b>	<b>-</b>	<b>28</b>	<b>11,152</b>



**%BNRS VS %PBR  
June 2016 VS June 2015**

* %BNRS VS %PBR	2016	2016%	2015	2015%
<b>BNRS</b>	<b>22,890</b>	67%	<b>19,814</b>	69%
<b>PBR</b>	<b>11,152</b>	33%	<b>8,829</b>	31%
<b>TOTAL</b>	<b>34,042</b>	<b>100%</b>	<b>28,643</b>	<b>100%</b>

*\*%BNRS VS %PBR = PBR new and with existing /TOTAL and BN new/TOTAL*

*\* BN new= New transactions though Web and Tellers*

