

BNRS IN FIGURES

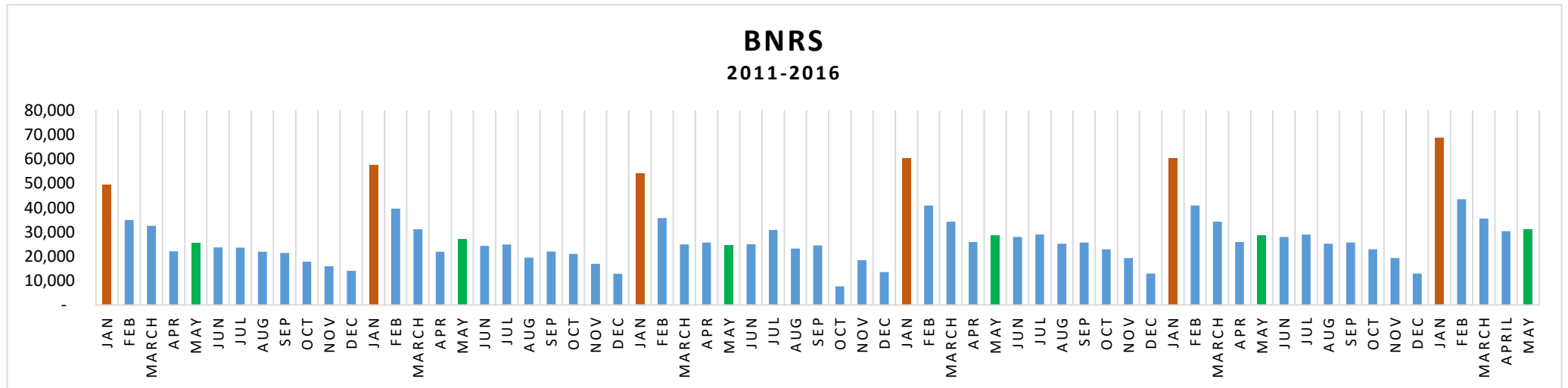
**Monthly Report
as of May 2016**

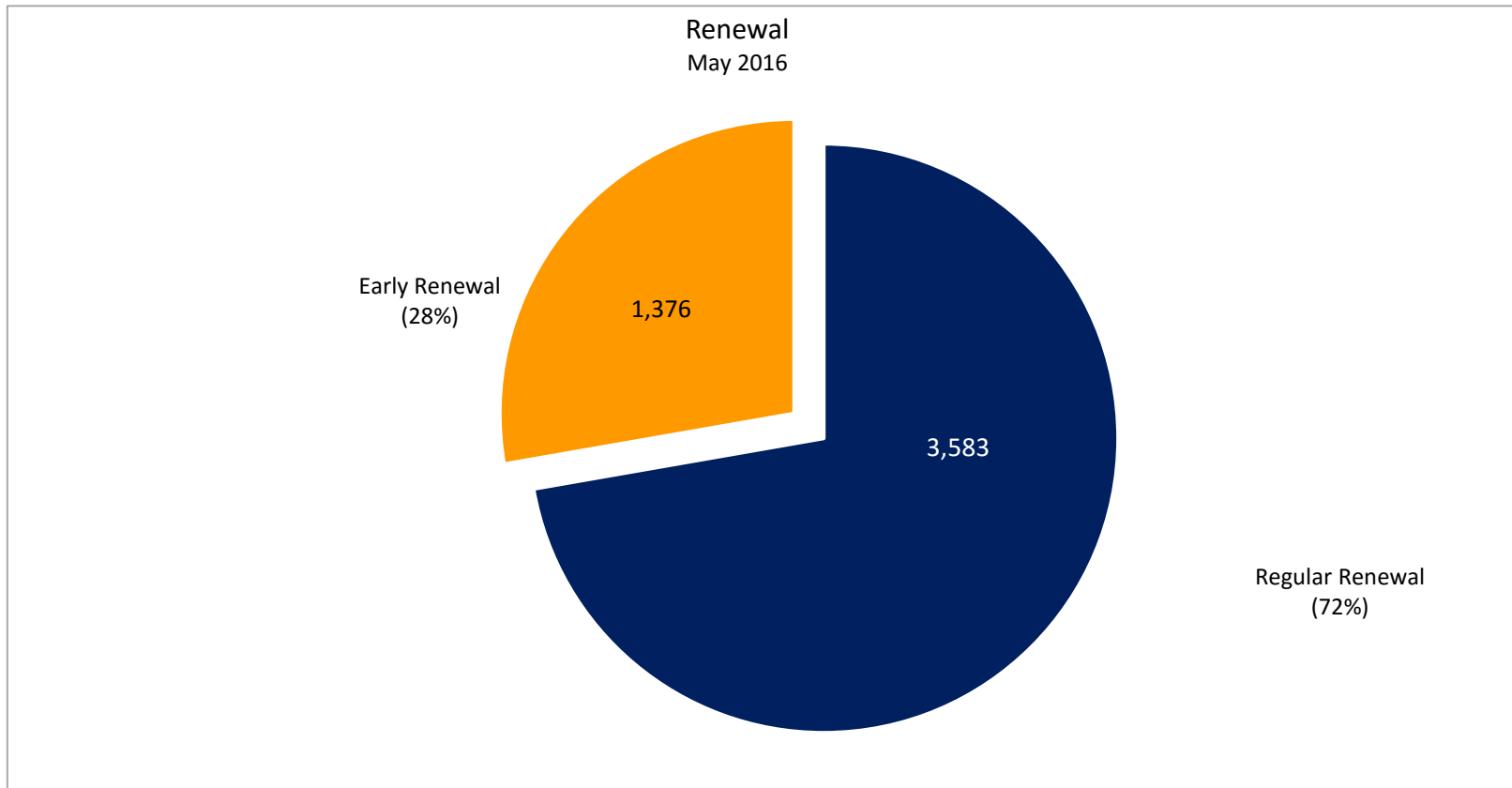
**Business Name (BN) Registration by Scope per Source
May 2016 VS May 2015**

Scope	2016									2015									Grand Total	% Change
	Teller			Web			PBR		Grand Total	Teller			Web			PBR				
	New	Renewal	Total	New	Renewal	Total	New	Total		New	Renewal	Total	New	Renewal	Total	New	Total			
National	1,452	330	1,782	530	105	635	378	378	2,795	1,545	271	1,816	326	118	444	208	208	2,468	13%	
Regional	2,060	372	2,432	859	92	951	548	548	3,931	1,581	327	1,908	241	70	311	268	268	2,487	58%	
City/ Municipality	4,497	1,526	6,023	1,093	321	1,414	1,553	1,553	8,990	5,277	1,224	6,501	729	297	1,026	1,009	1,009	8,536	5%	
Barangay	8,746	1,895	10,641	1,515	318	1,833	2,725	2,725	15,199	10,249	1,704	11,953	898	270	1,168	1,557	1,557	14,678	4%	
Total	16,755	4,123	20,878	3,997	836	4,833	5,204	5,204	30,915	18,652	3,526	22,178	2,194	755	2,949	3,042	3,042	28,169	10%	

The over-all business name registration of May 2016 through the Business Name Registration System (BNRS) increased 10% (30,915 BNs) from last year's registration of 28,169 of the same period. It can be noticed that there was a 9% increase in new registrations comparative of May 2016 and May 2015 (25,956- 2016, 23,888-2015) and 16% increase in renewal BN tallied data (4,959-2016, 4,281-2015). As It can be observed with the graph below, registrations decrease as peak-season ends every April while May registration tends to upsurge its performance every year. The month of May BN registration growth can be attributed with the yearly opening of school calendar in the Philippines every June. Business proprietors recognizes a potential market that will be involving students, parents, schools, and other prospect consumers as their direct and indirect clients.

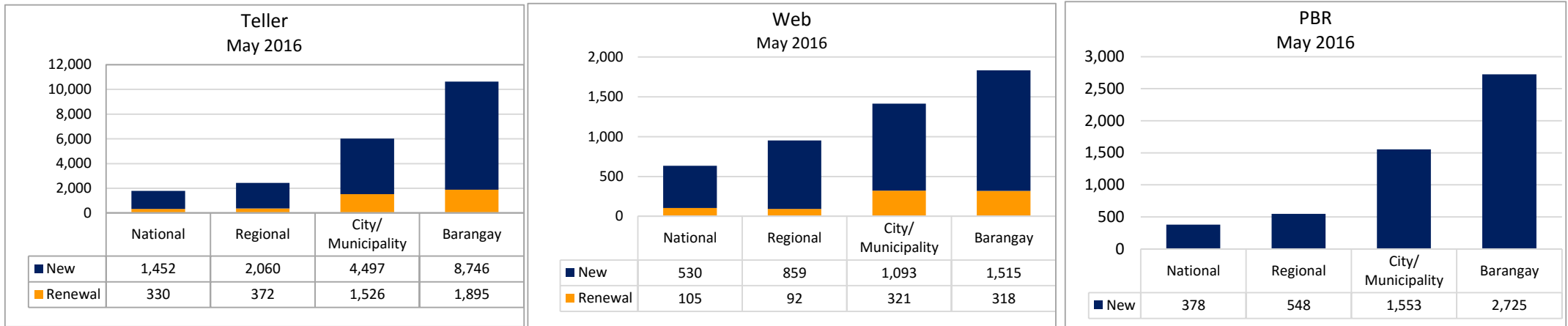
Type	2016	2015	% Change
New	25,956	23,888	9%
Renewal	4,959	4,281	16%
Total	30,915	28,169	10%





Since the launch of the early renewal scheme last 2014, it registered a total of 27,184 early renewal registrations from 2014 to May 2016. The early renewal scheme gives every expiring business names a chance to renew their registration three months prior to its original expiration date. As per the tallied records, May 2016 early renewal registration covered 28% from all renewal types with 1,376 BN which is also 7% greater than April's early renewal registration of 1,288 BNs.

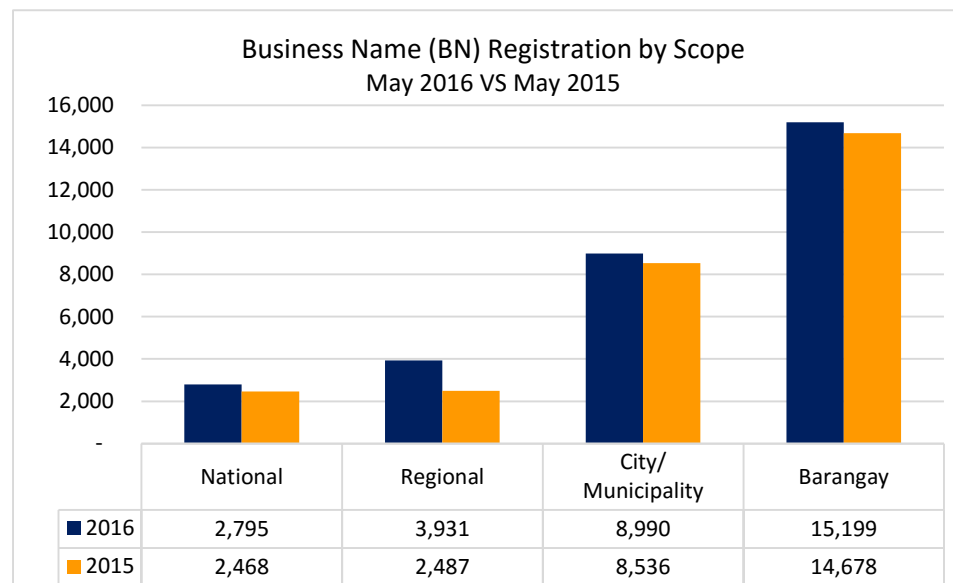
**Business Name (BN) Registration by Source
May 2016 VS May 2015**



Business name registration by source (teller, web, and PBR), it can be observed that the teller source covered most of the business names registered with 68% or 20,878 BNs (16,755 new registrations and 4,123- renewal registrations). Large number of business name registrations thru the teller assisted application can be attributed to the fact that sole proprietors are still into the traditional way of processing their applications. In addition, due to the temporary suspension of internet payment gateway by BancNet for their system’s maintenance and security enhancements, the only available online payment modality was GCash. Applicants who have no access to GCash goes to any of our 98 Regional and Provincial DTI offices and satellite offices, 144 Negosyo Centers available near them to finish and register BN transactions.

With the online application or web source which also offers an end- to-end business application process, the source tallied 4,833 business names registered or 16% of total business name registrations. Web transactions are comprised with 3,997 new business names registered and 836 renewal business names. PBR scope recorded 5,204 registrations or an increase of 71% from last year’s 3,042 BN’s of the same period of May through the PBR system (www.business.gov.ph).

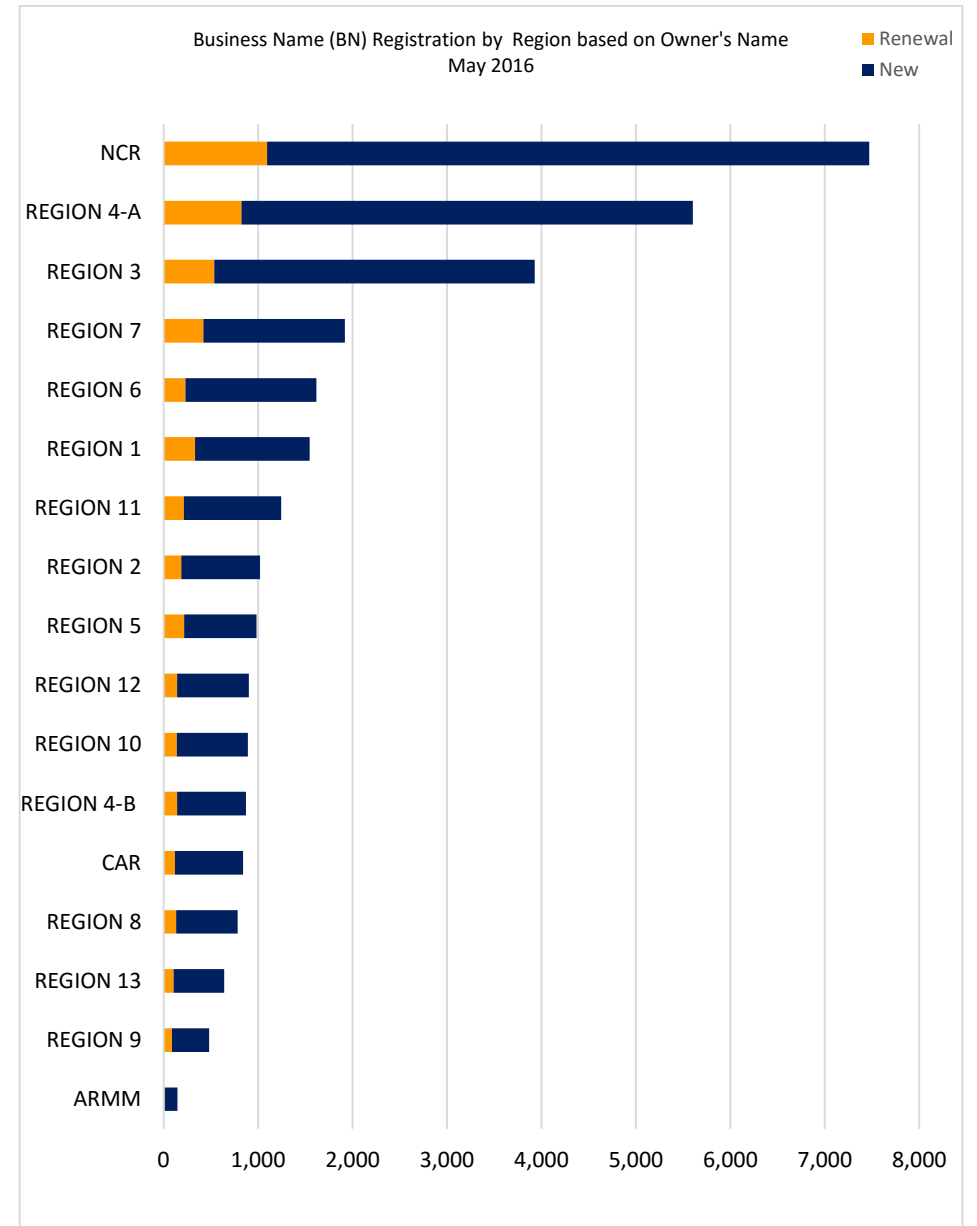
As to determining the online applications and over-the-counter transaction, there are 5,810 business names registered through online application or 19 % of the total transaction, and 25,105 OTC transactions or 81% of the total transactions.



In territorial scoping (National, Regional, City/Municipality, and Barangay), most of the BNs are registered under the barangay scope covering 49% of the total transactions or 15,199 BN's (an increase or 4% from last year's 14,678). Registrations at City/Municipality recorded 8,990 BN's or 30% of the total transactions (5% increase compared to May 2015 of 8,536 business names registered), followed by those at the regional scope, with 3,931 BN business names or 13% of the total transactions (58% increase from last year's transactions of 2,487 business names recorded). There were 2,795 registrations made at the national level or 9% of the total transactions (13% increase from last year's registrations of 2,468 business names recorded same period).

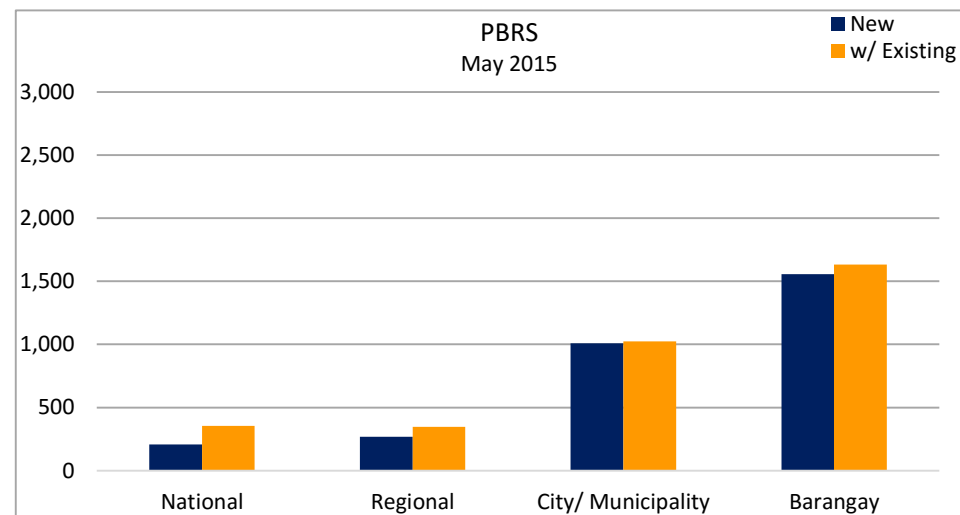
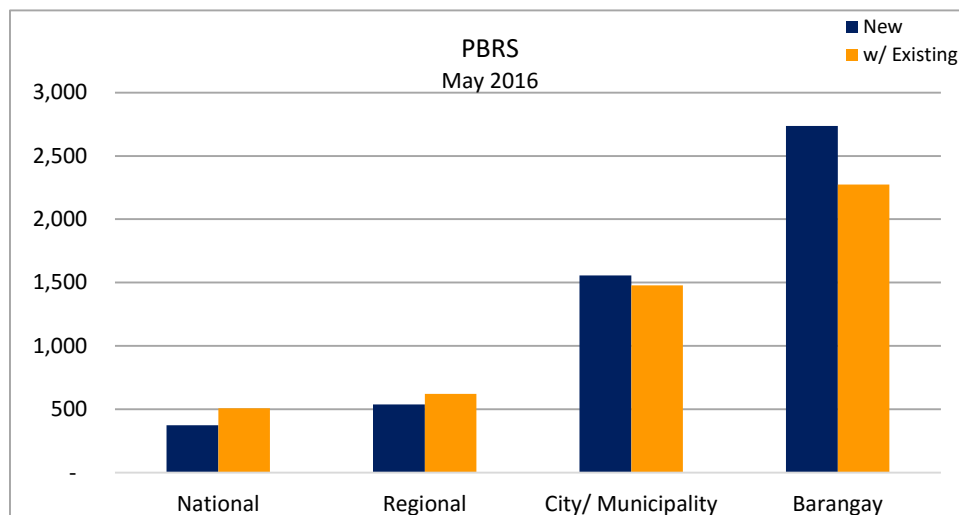
**Business Name (BN) Registration by Region based on Owner's Location
May 2016**

Owners Region	NEW	RENEWAL	Total	%Total
NATIONAL CAPITAL REGION (NCR)	6,373	1,098	7,471	24%
REGION 4-A (CALABARZON)	4,781	825	5,606	18%
REGION 3 (CENTRAL LUZON)	3,395	536	3,931	13%
REGION 7 (CENTRAL VISAYAS)	1,498	422	1,920	6%
REGION 6 (WESTERN VISAYAS)	1,387	232	1,619	5%
REGION 1 (ILOCOS REGION)	1,216	333	1,549	5%
REGION 11 (DAVAO REGION)	1,031	215	1,246	4%
REGION 2 (CAGAYAN VALLEY)	836	187	1,023	3%
REGION 5 (BICOL REGION)	766	220	986	3%
REGION 12 (SOCCSKSARGEN)	757	145	902	3%
REGION 10 (NORTHERN MINDANAO)	752	141	893	3%
REGION 4-B (MIMAROPA)	730	143	873	3%
CORDILLERA ADMINISTRATIVE REGION (CAR)	722	119	841	3%
REGION 8 (EASTERN VISAYAS)	650	133	783	3%
REGION 13 (CARAGA)	536	106	642	2%
REGION 9 (ZAMBOANGA PENINSULA)	393	91	484	2%
AUTONOMOUS REGION IN MUSLIM MINDANAO (ARMM)	133	13	146	0%
Total	25,956	4,959	30,915	100%



**Philippine Business Registration System (PBR) by Scope
May 2016 VS May 2015**

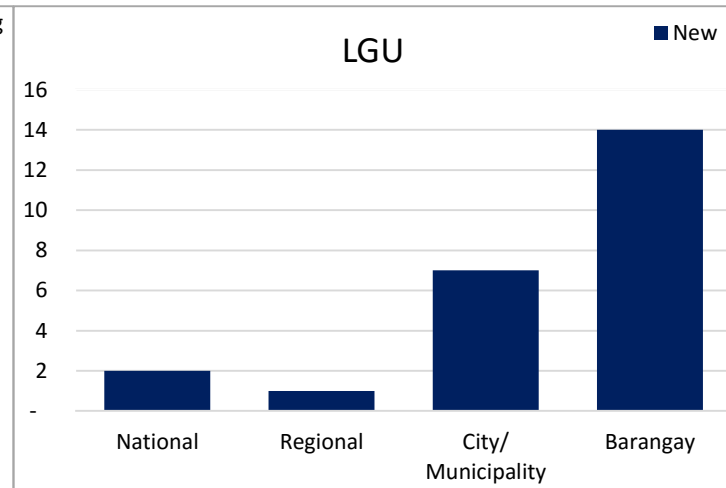
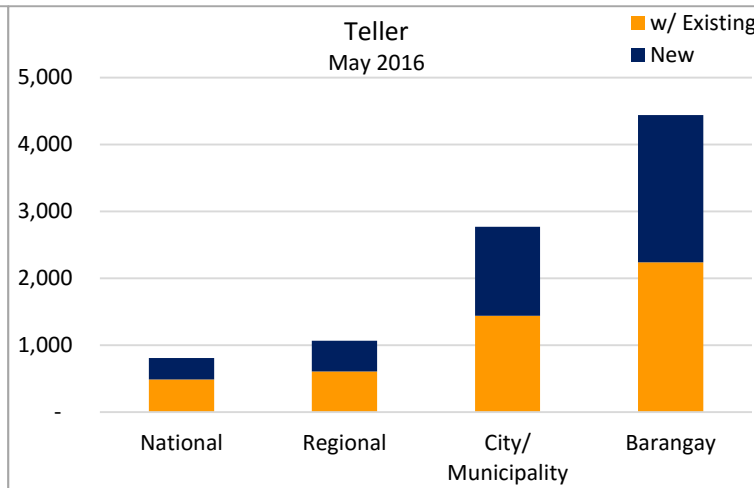
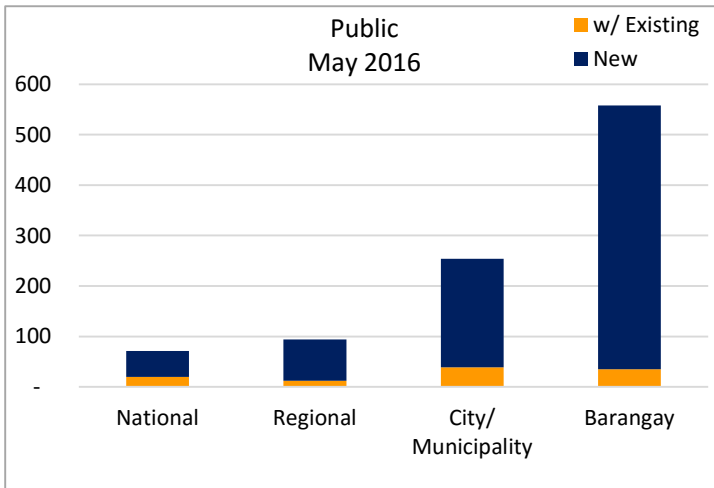
Scope	2016			2015			% Change
	New	w/ Existing	Total	New	w/ Existing	Total	
National	373	508	881	208	355	563	56%
Regional	539	622	1,161	268	346	614	89%
City/ Municipality	1,555	1,478	3,033	1009	1024	2033	49%
Barangay	2,737	2,273	5,010	1557	1632	3189	57%
Total	5,204	4,881	10,085	3,042	3,357	6,399	58%



There was a recorded registration of 10,085 or 58% increase from last year's 6,399, May 2016. New business name registrations thru the PBR system or www.business.gov.ph registered 5,204 or 52% of the total registration and an increase of 71% from last year's registration of 3,041. Registrations considered as 'with existing' are those who already have an existing business name registration but intended to register with the partner agencies (BIR, SSS, HDMF, and PHIC) using the PBR system. Registrations with existing BN's tallied 4,8810 registrations or 48% of the total transaction thru PBRs this May 2016 (45% increase from last year's 3,357).

**Philippine Business Registration System (PBRS) by Source
May 2016**

SCOPE	PUBLIC			DTI TELLER			LGU			Grand Total
	New	With Existing	Total	New	With Existing	Total	New	With Existing	Total	
National	51	20	71	320	488	808	2	-	2	881
Regional	82	12	94	456	610	1,066	1	-	1	1,161
City/ Municipality	215	39	254	1,333	1,439	2,772	7	-	7	3,033
Barangay	523	35	558	2,200	2,238	4,438	14	-	14	5,010
Total	871	106	977	4,309	4,775	9,084	24	-	24	10,085



%BNRS VS %PBR
May 2016 VS May 2015

* %BNRS VS %PBR	2016	2016%	2015	2015%
BNRS	20,830	67%	21,770	77%
PBR	10,085	33%	6,399	23%
TOTAL	30,915	100%	28,169	100%

**%BNRS VS %PBR = PBR new and with existing /TOTAL and BN new/TOTAL*

** BN new= New transactions though Web and Tellers*

For the utility ratio of both BNR (www.bnrs.dti.gov.ph) and PBR (www.business.gov.ph) systems, the BNRS covered 67% of the transactions this May 2016 with a decrease of 10% from its utility percentage last May 2015 of 77%. PBR recorded an increase of 10% from last year's 23% of utility, covering 33% of the total transactions this May 2016.

