

# **BNRS IN FIGURES**

**Monthly Report  
as of April 2016**

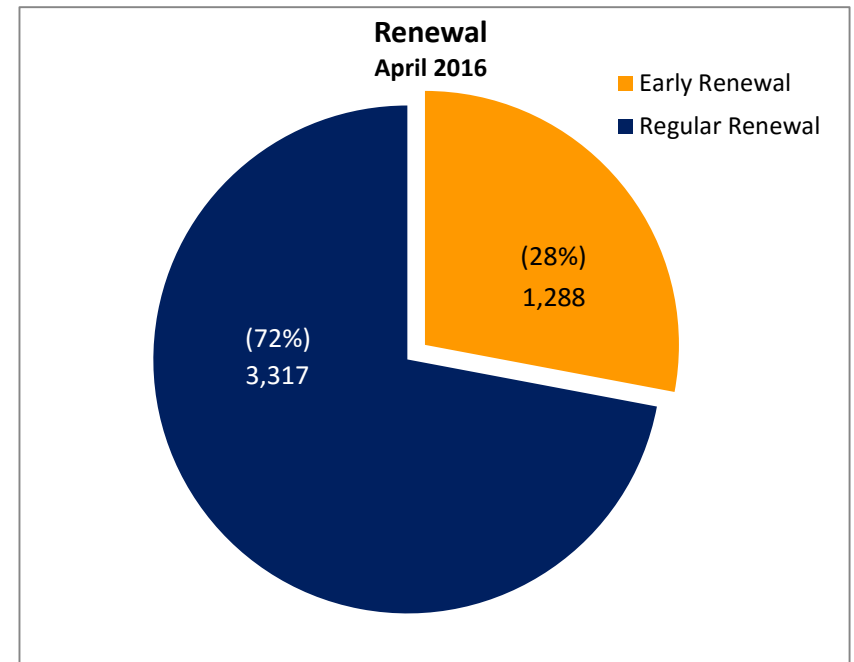
**Business Name (BN) Registration by Scope per Source  
April 2016 VS April 2015**

SCOPE	2016								2015								% Change April 2016 VS April 2015
	TELLER			WEB			PBR	Grand Total	TELLER			WEB			PBR	Grand Total	
	NEW	RENEWAL	Total	NEW	RENEWAL	Total	NEW		NEW	RENEWAL	Total	NEW	RENEWAL	Total	NEW		
National	1,414	298	1,712	535	93	628	336	<b>2,676</b>	1,315	289	1,604	342	110	452	264	<b>2,320</b>	15%
Regional	1,719	355	2,074	665	85	750	487	<b>3,311</b>	1,350	298	1,648	242	75	317	380	<b>2,345</b>	41%
City/ Municipality	4,731	1,426	6,157	1,020	282	1,302	1,550	<b>9,009</b>	4,663	1,167	5,830	836	242	1,078	1,250	<b>8,158</b>	10%
Barangay	9,057	1,779	10,836	1,534	287	1,821	2,671	<b>15,328</b>	9,626	1,828	11,454	1,088	277	1,365	1,889	<b>14,708</b>	4%
<b>Total</b>	<b>16,921</b>	<b>3,858</b>	<b>20,779</b>	<b>3,754</b>	<b>747</b>	<b>4,501</b>	<b>5,044</b>	<b>30,324</b>	<b>16,954</b>	<b>3,582</b>	<b>20,536</b>	<b>2,508</b>	<b>704</b>	<b>3,212</b>	<b>3,783</b>	<b>27,531</b>	<b>10%</b>

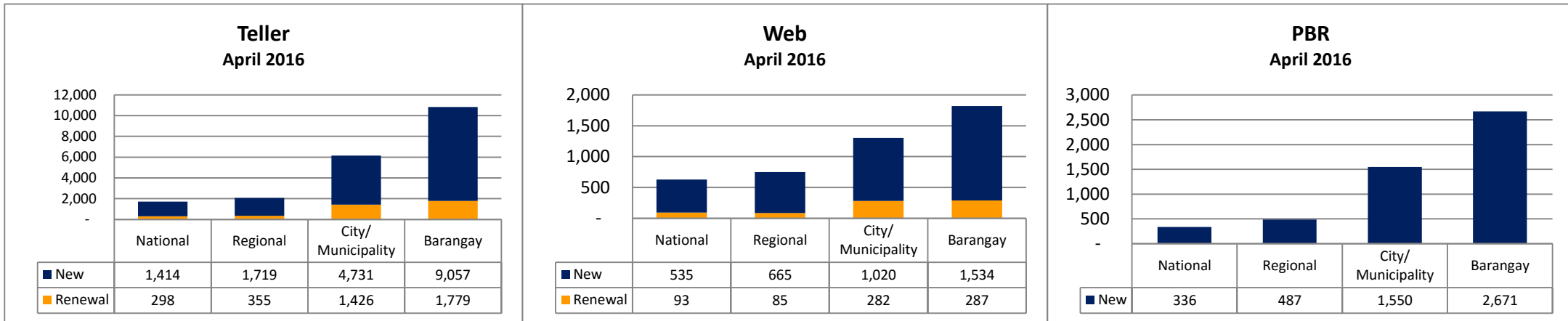
The business name (BN) registrations for April 2016 increased 10% to 30,324, from last year's registration of 27,531 for the same period. 85% of the totals or 25,719 are newly registered BNs, 11% increase from last year of the same period. Moreover, renewal BNs registration type recorded 4,605 business names or 15% of the total transactions for April 2016. Though there is an increase between the April 2015 and April 2016, it can be noticed that there is a 15% decrease from last month's registration of 35,527 March 2016. Since the start of the BN data consolidation list last 2011, it can be observed that business name registration tends to decline as the peak season ends (first month of the second quarter).

With its launch last November 2014, business proprietors can renew their business names 3 months prior to their BNs expiration date. With this scheme, 28% of the registered BN renewals or 1,288 business names are covered by early renewal. Business name in regular renewal tallied 72% or 3,317 of the total business name renewal this April 2016.

Type	2016	2015	% Change
New	25,719	23,245	11%
Renewal	4,605	4,286	7%
<b>Total</b>	<b>30,324</b>	<b>27,531</b>	<b>10%</b>



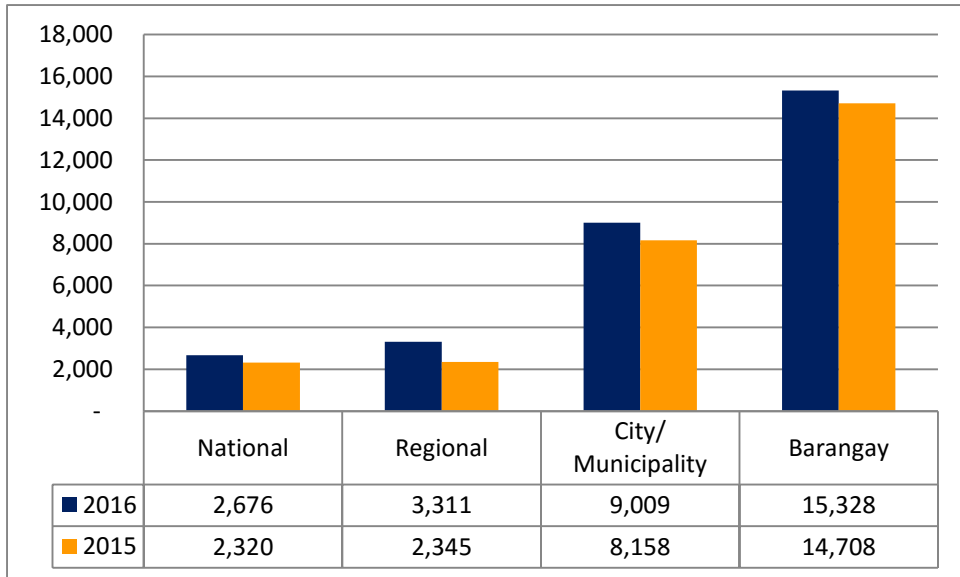
**Business Name (BN) Registration by Source  
April 2016 VS April 2015**



Business name registration by source (teller, web, and PBR), can be observed that the teller source covered most of the business names registered with 69% or 20,779 BNs (16,921 new registrations and 3,858- renewal registrations). Large number of business name registrations thru the teller assisted application can be attributed to the fact that sole proprietors are still into the traditional way of processing their applications. With the online application or web source which also offers an end- to-end business application process, the source tallied 4,501 business name registered or 15% of the total business name registration. Web transactions are comprised with 3,754 new business names registered and 747 renewal business names. PBR scope recorded 5,044 registrations or an increase of 33% from last year’s 3,783 BN’s of the same period of April through the PBR system ([www.business.gov.ph](http://www.business.gov.ph)).

As to determining the online applications and over-the-counter transaction, there are 5,285 business names registered through online application or 17 % of the total transaction, and 25,039 OTC transactions or 83% of the total transactions.

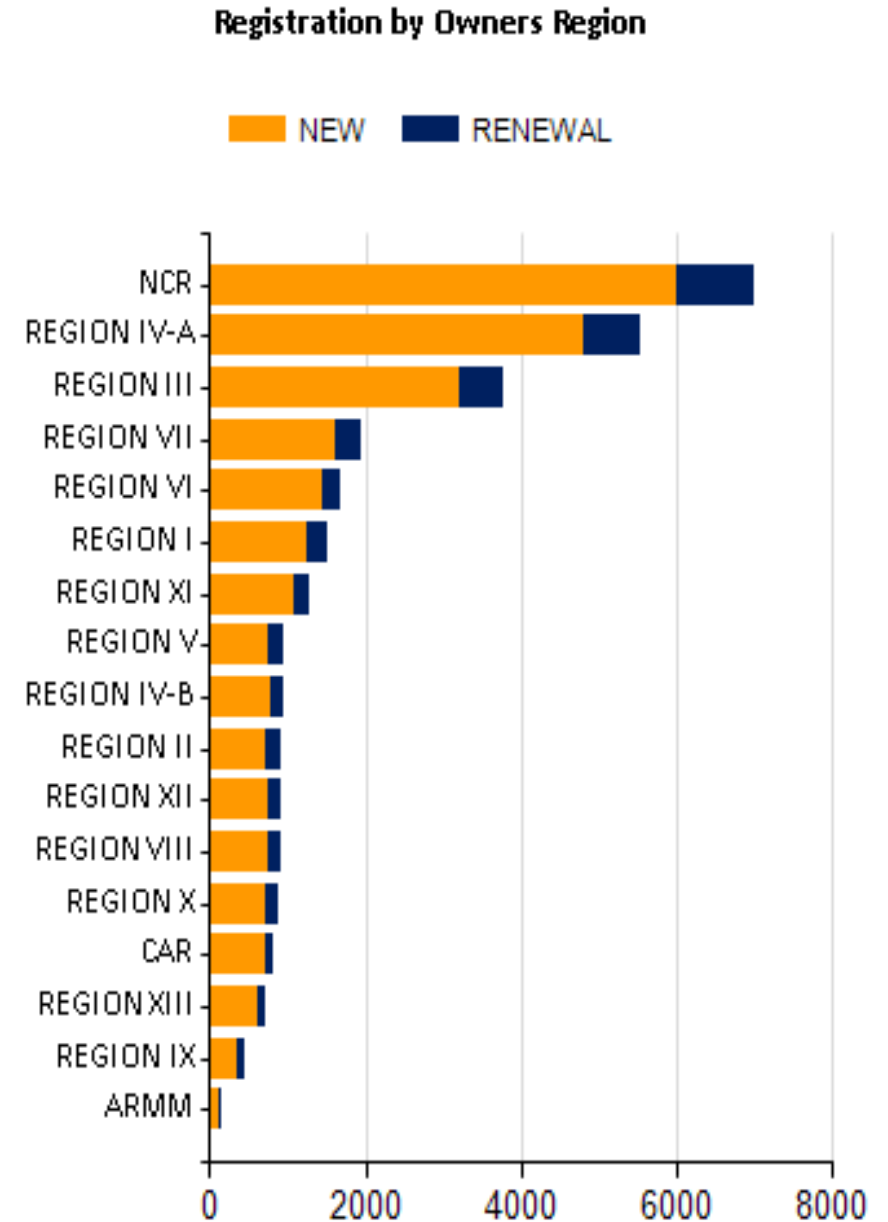
**Business Name (BN) Registration by Scope  
April 2016 VS April 2015**



In territorial scoping (National, Regional, City/Municipality, and Barangay), April 2016 recorded most registrations under the barangay scope. It covered 51% of the total transactions or 15,328 BN's (an increase or 4% from last year's 14,708). Registrations at City/Municipality recorded 9,009 BN's or 30% of the total transactions (10% increase compared to April 2015 of 8,158 business names registered), followed by those at the regional scope, with 3,311 BN business names or 11% of the total transactions (41% increase from last year's transactions of 2,345 business names recorded). There were 2,676 registrations made at the national level or 9% of the total transactions (15% increase from last year's registrations of 2,320 business names recorded same period).

**Business Name (BN) Registration by Region based on Owner's Location April 2016**

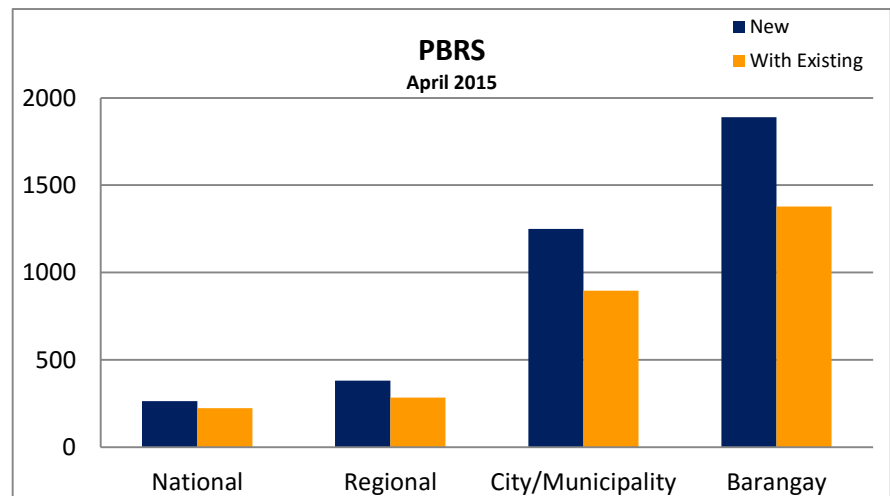
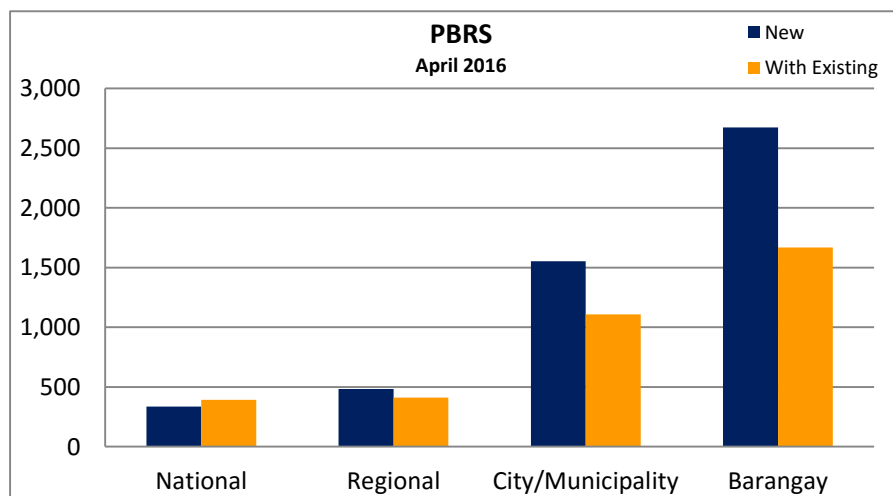
Owners Region	NEW	RENEWAL	Total	%Total
NATIONAL CAPITAL REGION (NCR)	5,983	1,017	7,000	<b>23%</b>
REGION 4-A (CALABARZON)	4,817	708	5,525	<b>18%</b>
REGION 3 (CENTRAL LUZON)	3,221	539	3,760	<b>12%</b>
REGION 7 (CENTRAL VISAYAS)	1,608	350	1,958	<b>6%</b>
REGION 6 (WESTERN VISAYAS)	1,437	252	1,689	<b>6%</b>
REGION 1 (ILOCOS REGION)	1,255	251	1,506	<b>5%</b>
REGION 11 (DAVAO REGION)	1,073	203	1,276	<b>4%</b>
REGION 5 (BICOL REGION)	736	212	948	<b>3%</b>
REGION 4-B (MIMAROPA)	779	160	939	<b>3%</b>
REGION 12 (SOCCSKSARGEN)	757	164	921	<b>3%</b>
REGION 2 (CAGAYAN VALLEY)	730	191	921	<b>3%</b>
REGION 8 (EASTERN VISAYAS)	741	174	915	<b>3%</b>
REGION 10 (NORTHERN MINDANAO)	734	136	870	<b>3%</b>
CORDILLERA ADMINISTRATIVE REGION (CAR)	719	94	813	<b>3%</b>
REGION 13 (CARAGA)	634	74	708	<b>2%</b>
REGION 9 (ZAMBOANGA PENINSULA)	367	70	437	<b>1%</b>
AUTONOMOUS REGION IN MUSLIM MINDANAO (ARMM)	128	10	138	<b>0%</b>
<b>Total</b>	<b>25,719</b>	<b>4,605</b>	<b>30,324</b>	<b>100%</b>



**Philippine Business Registration System (PBR) by Scope  
April 2016 VS April 2015**

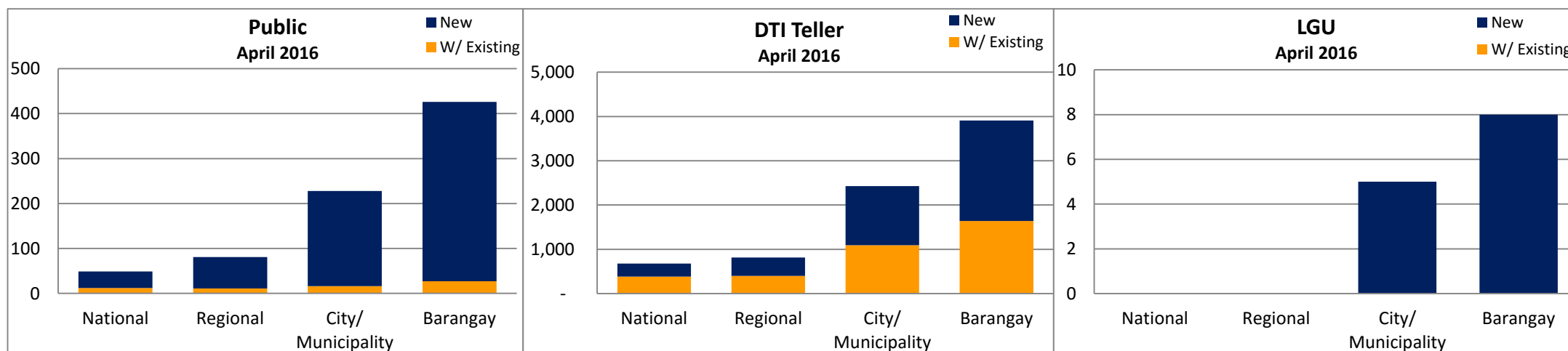
PBR							
SCOPE	2016			2015			% Change April 2016 VS April 2015
	New	With Existing	Total	New	With Existing	Total	
National	336	393	729	264	223	487	50%
Regional	483	412	895	380	283	663	35%
City/Municipality	1,552	1107	2,659	1,250	895	2,145	24%
Barangay	2,673	1,668	4,341	1,889	1,377	3,266	33%
<b>Total</b>	<b>5,044</b>	<b>3,580</b>	<b>8,624</b>	<b>3,783</b>	<b>2,778</b>	<b>6,561</b>	<b>31%</b>

As the PBR system only facilitates new business registrations compared to the BNR system which allows both new and renewal, the PBR system also allows the validation of taxpayer's identification number (TIN), Home Development Mutual Fund (HDMF or Pag-ibig), employer's registration number (ERN) under the Social Security System (SSS), Philippine Health Insurance Corporation (PHIC or PhilHealth). There was a recorded registration of 8,624 or 31% increase from last year's 6,561, April 2016. New business name registration thru the PBR system or [www.business.gov.ph](http://www.business.gov.ph) registered 5,044 or 58% of the total registration and an increase of 33% from last year's registration of 3,783. Registrations considered as 'with existing' are those who already have an existing business name registration but intended to register with the partner agencies (BIR, SSS, HDMF, and PHIC) using the PBR system. Registrations with existing BN's tallied 3,580 registrations or 42% of the total transaction thru PBRs this April 2016 (29% increase from last year's 2,778).



**Philippine Business Registration System (PBRs) by Source**  
**April 2016**

SCOPE	PUBLIC			DTI TELLER			LGU			Grand Total
	New	With Existing	Total	New	With Existing	Total	New	With Existing	Total	
National	37	12	49	299	381	680	-	-	-	729
Regional	70	11	81	413	401	814	-	-	-	895
City/ Municipality	212	16	228	1,335	1,091	2,426	5	-	5	2,659
Barangay	399	27	426	2,266	1,641	3,907	8	-	8	4,341
<b>Total</b>	<b>718</b>	<b>66</b>	<b>784</b>	<b>4,313</b>	<b>3,514</b>	<b>7,827</b>	<b>13</b>	<b>-</b>	<b>13</b>	<b>8,624</b>



**%BNRS VS %PBR**  
**April 2016 VS April 2015**

* %BNRS VS %PBR	2016	2016%	2015	2015%
<b>BNRS</b>	<b>21,700</b>	72%	<b>20,970</b>	76%
<b>PBR</b>	<b>8,624</b>	28%	<b>6,561</b>	24%
<b>TOTAL</b>	<b>30,324</b>	<b>100%</b>	<b>27,531</b>	<b>100%</b>

*\*%BNRS VS %PBR = PBR new and with existing /TOTAL and BN new/TOTAL*

*\* BN new= New transactions through Web and Tellers*

For the utility ratio of both BNR ([www.bnrs.dti.gov.ph](http://www.bnrs.dti.gov.ph)) and PBR ([www.business.gov.ph](http://www.business.gov.ph)) systems, the BNRS covered 72% of the transactions this April 2016 with a decrease of 4% from its utility percentage last April 2015 of 76%. PBR recorded an increase of 4% from last year's 24% of utility, covering 28% of the total transactions this April 2016.

