



BNRS IN FIGURES

**Monthly Report
as of March 2016**

Business Name (BN) Registration by Scope per Source

March 2016 VS March 2015

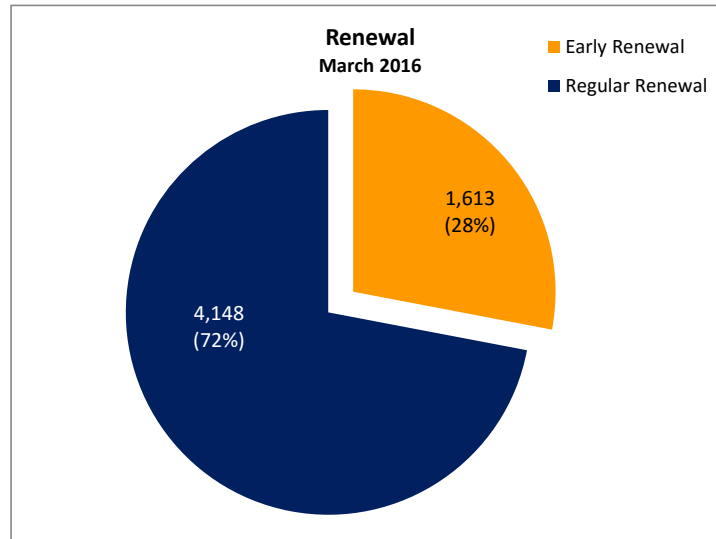
SCOPE	2016								2015								% Change March 2016 VS March 2015
	TELLER			WEB			PBR	Grand Total	TELLER			WEB			PBR	Grand Total	
	NEW	RENEWAL	Total	NEW	RENEWAL	Total	NEW		NEW	RENEWAL	Total	NEW	RENEWAL	Total	NEW		
National	1,634	349	1,983	551	112	663	361	3,007	1,629	339	1,968	523	137	660	276	2,904	4%
Regional	1,822	430	2,252	605	111	716	551	3,519	1,608	419	2,027	389	99	488	423	2,938	20%
City/Municipality	5,659	1,928	7,587	1,237	309	1546	1,706	10,839	6,115	1,674	7,789	1,151	333	1484	1,633	10,906	-1%
Barangay	10,825	2,211	13,036	1,727	311	2038	3,088	18,162	12,850	2,339	15,189	1,622	423	2045	2,422	19,656	-8%
Total	19,940	4,918	24,858	4,120	843	4,963	5,706	35,527	22,202	4,771	26,973	3,685	992	4,677	4,754	36,404	-2%

The business name (BN) registrations for March 2016 decreased 2% or 35,527 from last year's registration of 36,404 for the same period. 84% of the totals or 29,766 are newly registered BNs, a 3% decrease from last year of the same period. Moreover, renewal BNs registration type recorded 5,761 business names or 16% of the total transactions for March 2016. The decline of business name registrations can be attributed to the holy week holidays and start of summer season as people tend to go somewhere to spend their vacation along with their family.

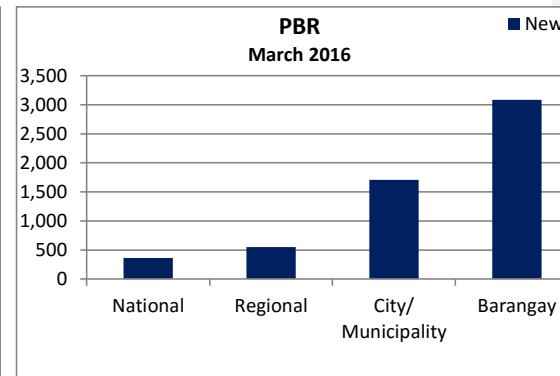
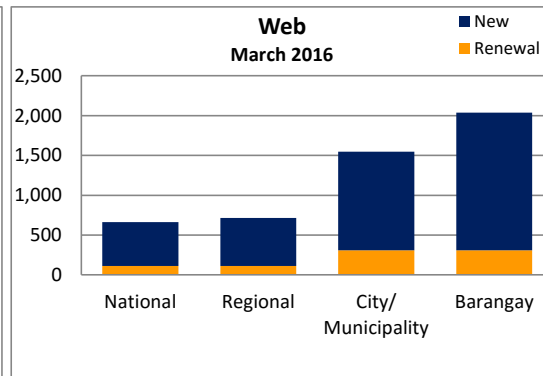
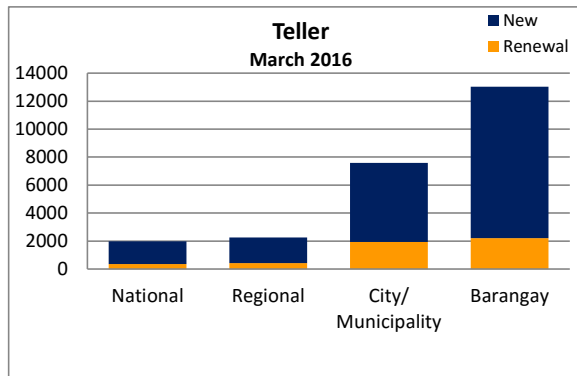
Type	2016	2015	% Change
New	29,766	30,641	-3%
Renewal	5,761	5,763	0%
Total	35,527	36,404	-2%

With its launch last November 2014, business proprietors can renew their business names 3 months prior to their BNs expiration date. With this scheme, 28% of the registered BN renewals or

1,613 business names are covered by early renewal. Business name in regular renewal tallied 72% or 4,148 of the total business name renewal this March 2016.



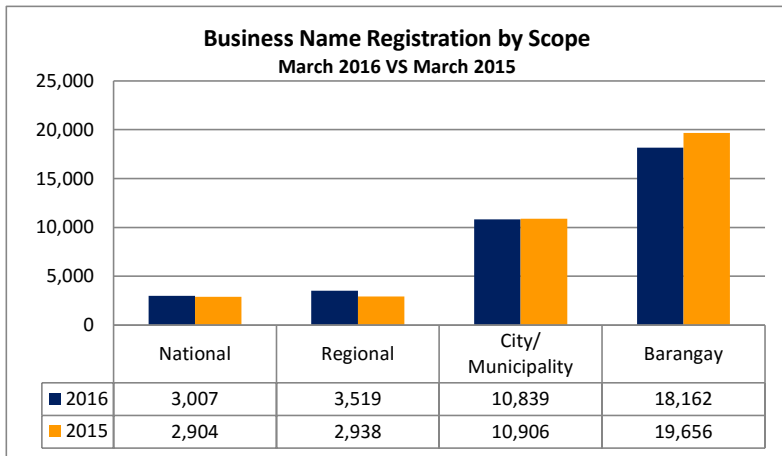
**Business Name (BN) Registration by Source
March 2016 VS March 2015**



Business name registration by source (teller, web, and PBR), can be observed that the teller source covered most of the business names registered with 70% or 24,858 BNs (19,940- new registrations and 4,918- renewal registrations). Large number of business name registrations thru the teller assisted application can be attributed to the fact that sole proprietors are still into the traditional way of processing their applications. With the online application or web source which also offers an end- to-end business application process, the source tallied 4,963 business name registered or 14% of the total business name registration. Web transactions are comprised with 4,120 new business names registered and 843 renewal business names. PBR scope recorded 5,706 registrations or an increase of 20% from last year's 4,754 BN's of the same period of March through the PBR system (www.business.gov.ph).

As to determining the online applications and over-the-counter transaction, there are 5,605 business names registered through online application or 16 % of the total transaction, and 29,922 OTC transactions or 84% of the total transactions.

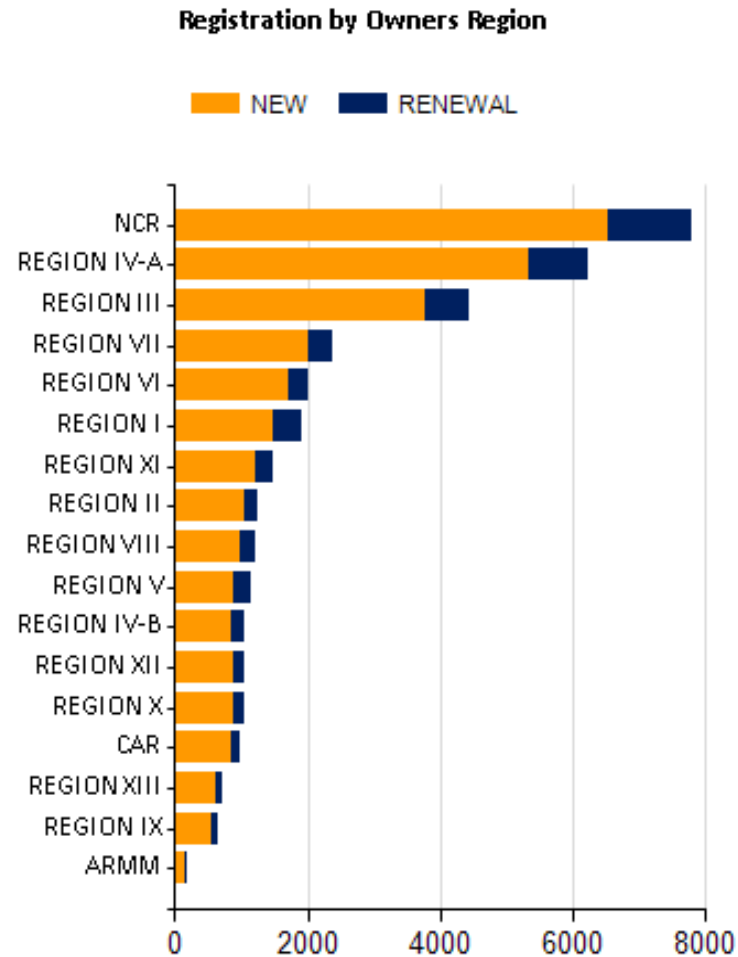
**Business Name (BN) Registration by Scope
March 2016 VS March 2015**



In territorial scoping (National, Regional, City/Municipality, and Barangay), March 2016 recorded most registrations under the barangay scope. It covered 51% of the total transactions or 18,162 BN's (a decrease or 8% from last year's 19,656). Registrations at City/Municipality recorded 10,839 BN's or 31% of the total transactions (1% decrease compared to March 2015 of 11,906 business names registered), followed by those at the regional scope, with 3,519 BN business names or 10% of the total transactions (20% increase from last year's transactions of 2,938 business names recorded). There were 3,007 registrations made at the national level or 8% of the total transactions (4% increase from last year's registrations of 2,904 business names recorded same period).

**Business Name (BN) Registration by Region based on Owner's Location
March 2016**

Owners Region	NEW	RENEWAL	Total	%Total
NATIONAL CAPITAL REGION (NCR)	6,532	1,263	7,795	22%
REGION 4-A (CALABARZON)	5,327	902	6,229	18%
REGION 3 (CENTRAL LUZON)	3,770	662	4,432	12%
REGION 7 (CENTRAL VISAYAS)	2,012	358	2,370	7%
REGION 6 (WESTERN VISAYAS)	1,712	302	2,014	6%
REGION 1 (ILOCOS REGION)	1,497	426	1,923	5%
REGION 11 (DAVAO REGION)	1,210	263	1,473	4%
REGION 2 (CAGAYAN VALLEY)	1,039	224	1,263	4%
REGION 8 (EASTERN VISAYAS)	987	242	1,229	3%
REGION 5 (BICOL REGION)	895	254	1,149	3%
REGION 4-B (MIMAROPA)	865	183	1,048	3%
REGION 12 (SOCCSKSARGEN)	871	171	1,042	3%
REGION 10 (NORTHERN MINDANAO)	870	166	1,036	3%
CORDILLERA ADMINISTRATIVE REGION (CAR)	862	107	969	3%
REGION 13 (CARAGA)	633	86	719	2%
REGION 9 (ZAMBOANGA PENINSULA)	538	127	665	2%
AUTONOMOUS REGION IN MUSLIM MINDANAO (ARMM)	146	25	171	0%
Total	29,766	5,761	35,527	100%

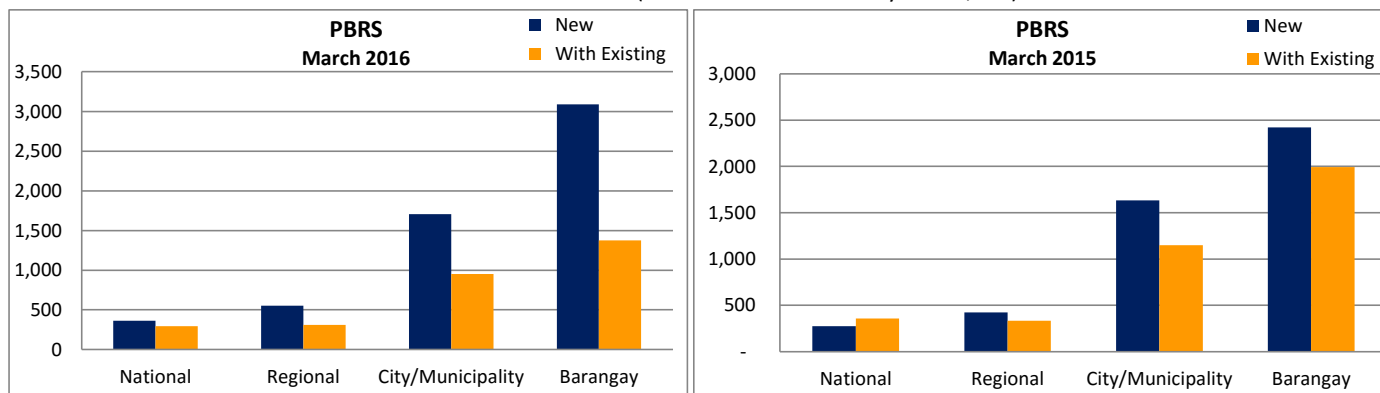


As to the regional report based on owner's location, NCR tallied most with 7,795 business name registration covering 22% of the total business name registration, followed by Region IV-A with 6,229 business name registration or 18% to total this March 2016. Region 3 registered 4,432 BN's or 12% of all the transactions comprised of 3,770 new registrations and 662 renewal BN's registered.

**Philippine Business Registration System (PBRS) by Scope
March 2016 VS March 2015**

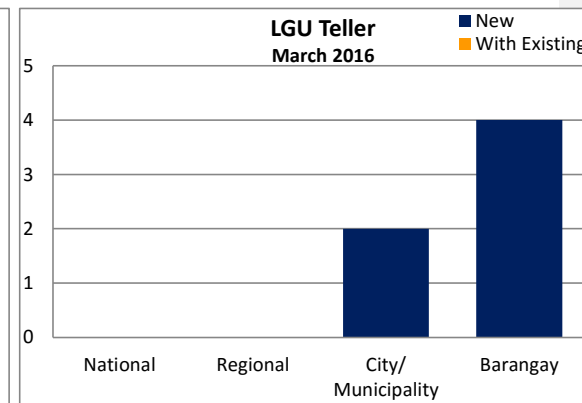
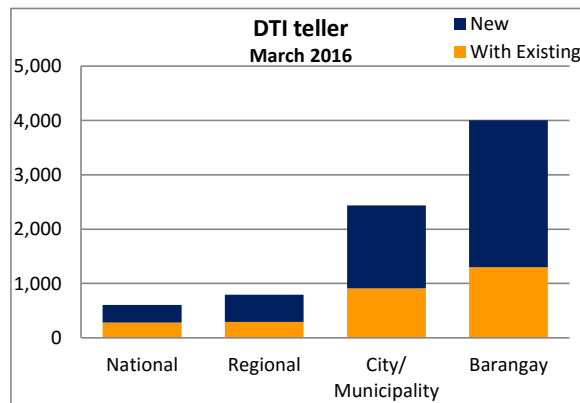
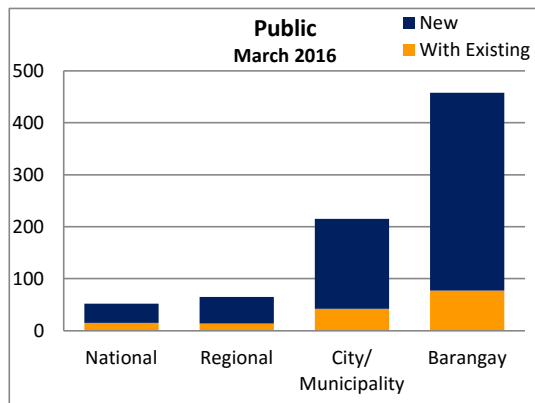
SCOPE	PBR						% Change 2016 VS 2015
	2016			2015			
	New	With Existing	Total	New	With Existing	Total	
National	361	294	655	276	359	635	3%
Regional	551	309	860	423	332	755	14%
City/Municipality	1,706	950	2,656	1,633	1,150	2,783	-5%
Barangay	3,088	1,375	4,463	2,422	1,994	4,416	1%
Total	5,706	2,928	8,634	4,754	3,835	8,589	1%

As the PBR system only facilitates new business registration compared to the BNR system which allows both new and renewal, the PBR system also allows the validation of taxpayer's identification number (TIN), Home Development Mutual Fund (HDMF or Pag-ibig), employer's registration number (ERN) under the Social Security System (SSS), Philippine Health Insurance Corporation (PHIC or PhilHealth). There was a recorded registration of 8,634 or 1% increase from last year's 8,589, March 2016. New business name registration thru the PBR system or www.business.gov.ph registered 5,706 or 66% of the total registration and an increase of 20% from last year's registration of 4,754. Registrations considered as 'with existing' are those who already have an existing business name registration but intended to register with the partner agencies (BIR, SSS, HDMF, and PHIC) using the PBR system. Registrations with existing BN's tallied 2,928 registrations or 34% of the total transaction thru PBRS this March 2016 (24% decrease from last year's 3,835).



**Philippine Business Registration System (PBRs) by Source
March 2016**

SCOPE	PUBLIC			DTI TELLER			LGU			Grand Total
	New	With Existing	Total	New	With Existing	Total	New	With Existing	Total	
National	37	15	52	324	279	603	0	0	0	655
Regional	51	14	65	500	295	795	0	0	0	860
City/ Municipality	173	42	215	1,531	908	2439	2		2	2,656
Barangay	381	77	458	2,703	1,298	4001	4		4	4,463
Total	642	148	790	5058	2780	7838	6	0	6	8,634



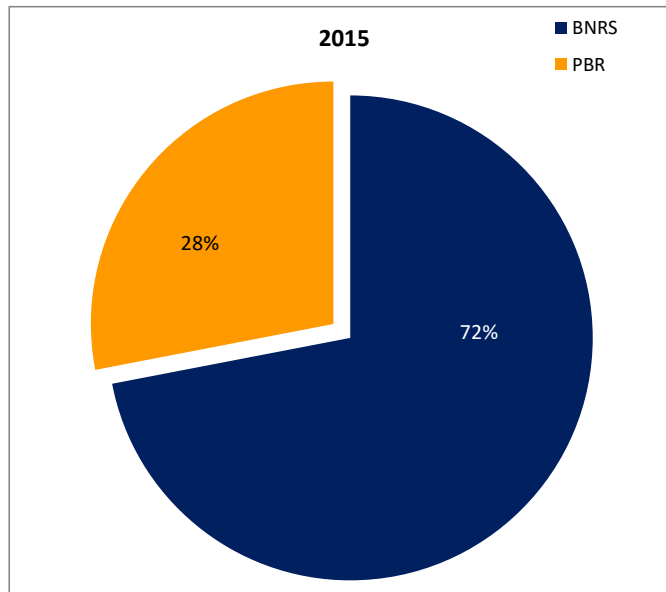
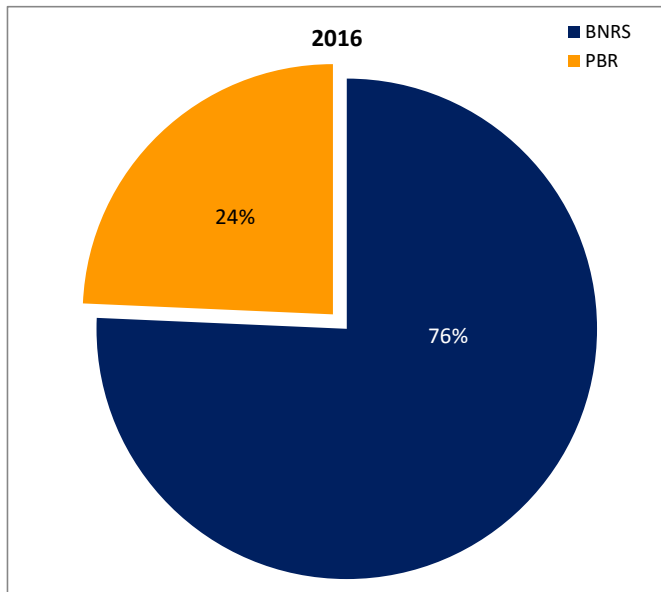
%BNRS VS %PBR
March 2016 VS March 2015

* %BNRS VS %PBR	2016	2016%	2015	2015%
BNRS	26,893	76%	22,052	72%
PBR	8,634	24%	8,589	28%
TOTAL	35,527	100%	30,641	100%

**%BNRS VS %PBR = PBR new and with existing /TOTAL and BN new/TOTAL*

** BN new= New transactions though Web and Tellers*

For the utility ratio of both BNR (www.bnrs.dti.gov.ph) and PBR (www.business.gov.ph) systems, the BNRS covered 76% of the transactions this March 2016 with an increase of 4% from its utility percentage last March 2015 of 72%. PBR recorded a decrease of 4% from last year's 28% of utility, covering 24% of the total transactions this March 2016.



Formatted: Left