



BNRS IN FIGURES

**Monthly Report
as of February 2016**

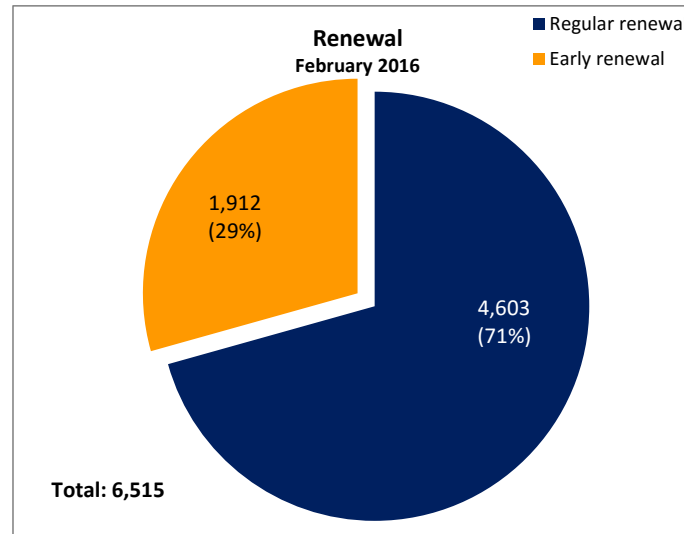
Business Name (BN) Registration by Scope per Source
February 2016 VS February 2015

SCOPE	2016								2015								2016 to 2015 % Change
	TELLER			WEB			PBR	Grand Total	TELLER			WEB			PBR	Grand Total	
	New	Renewal	Total	New	Renewal	Total	New		New	Renewal	Total	New	Renewal	Total	New		
National	1,755	413	2,168	635	140	775	376	3,319	1,596	311	1,907	457	123	580	278	2,765	20%
Regional	2,078	424	2,502	741	109	850	585	3,937	1,698	392	2,090	347	86	433	393	2,916	35%
City/ Municipality	6,747	2,179	8,926	1,383	349	1,732	2,195	12,853	7,088	1,765	8,853	1,107	327	1,434	1,703	11,990	7%
Barangay	13,998	2,512	16,510	2,651	389	3,040	3,839	23,389	16,209	2,856	19,065	1,828	385	2,213	2,619	23,897	-2%
Total	24,578	5,528	30,106	5,410	987	6,397	6,995	43,498	26,591	5,324	31,915	3,739	921	4,660	4,993	41,568	5%

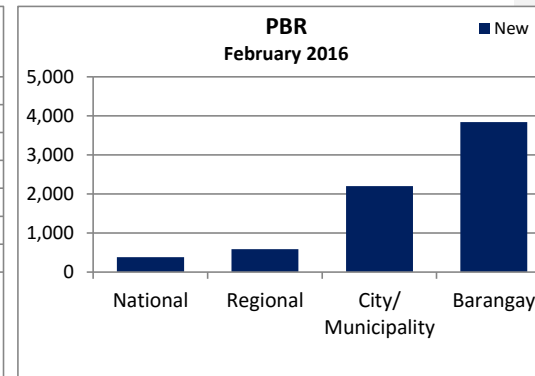
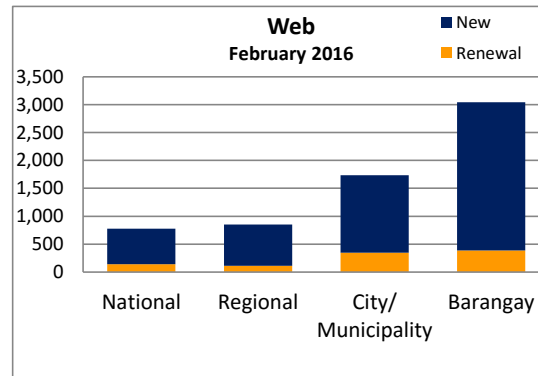
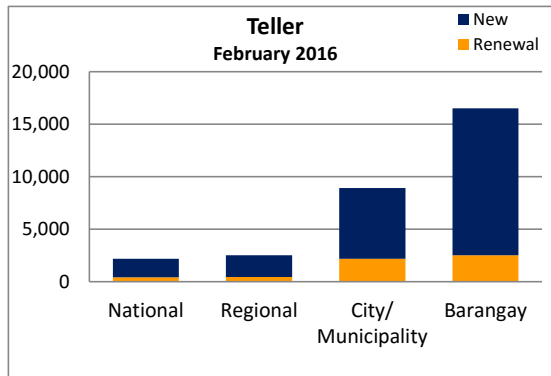
The business name (BN) registration for February 2016 increased 5%, or 43,398 from last year's registration of 41,568 during the same period. 85% of the totals registered are new BNs, 36,983 in number or an 11% increase from last year's registered Feb 2016. Moreover, renewal BNs registration type recorded 6,515 business names or 15% of the total transaction for February 2016. Registered renewal BNs this February of 2016 have an increase of 4% from last year's 6,245, same period.

Type	2016	2015	% Change 2016 VS 2015
New	36,983	35,323	11%
Renewal	6,515	6,245	4%
Total	43,498	41,568	5%

With its launch last November 2014, business proprietors can renew their business names 3 months prior to the BNs expiration date. With this scheme, 29% of the registered BN renewals or 1,912 business names are covered by early renewal. Business names in regular renewal tallied 71% or 4,603 of the total business name renewal this February 2016.



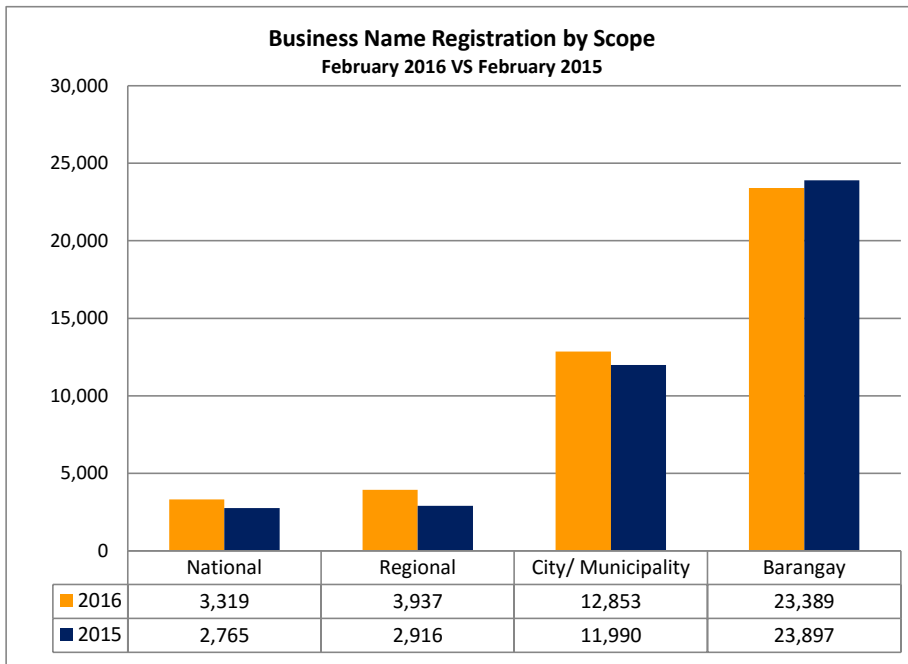
**Business Name (BN) Registration by Source
February 2016 VS February 2015**



Business name registration by source (teller, web, and PBR), it can be observed that the teller source covered most of the business names registered with 69% or 30,106 BNs (24,578- new registration and 5,528- renewal registration). Large number of business name registration thru teller-assisted application can be attributed to the fact that sole proprietors still prefer the conventional way of processing their business name application. The online application or web source also offers an end- to-end business application process; the source tallied 6,397 business name registered or 15% of the total business name registration. Web transaction is comprised with 5,410 new business name registered and 987 renewal business names. PBR scope recorded 6,995 registrations or an increase of 40% from last year's 4,993 BN's of the same period of February through the PBR system (www.business.gov.ph).

As to determining the online applications and over-the-counter transaction, there are 7,120 business names registered through online application or 16 % of the total transaction and 36,378 OTC transactions or 84% of the total transactions.

**Business Name (BN) Registration by Scope
February 2016 VS February 2015**



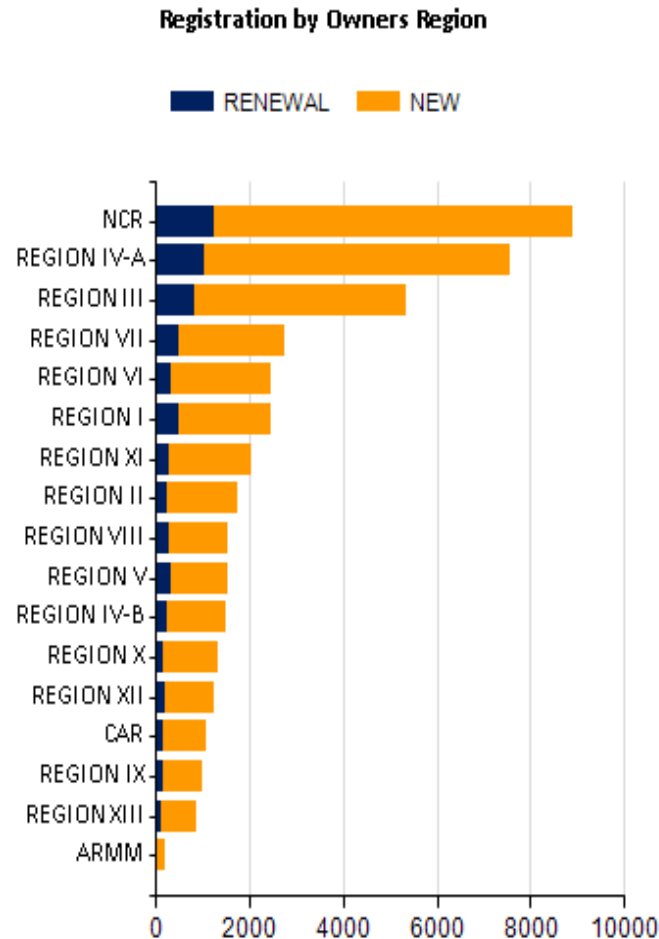
In territorial scoping (National, Regional, City/Municipality, and Barangay), February 2016 recorded most of the registrations under the barangay scope. It covered 54% of the total transactions or 23,389 BN's (a decrease or 2% from last year's 23,897). Registrations at City/Municipality recorded 12,853 BN's or 30% of the total transactions (7% increase compared to February 2016 of 11,990 business names registered), followed by those at the regional scope, with 3,937 BN business names or 9% of the total transactions (35% increase from last year's transactions of 2,916 business names recorded). There were 3,319 registrations made at the national level or 7% of the total transactions (20% increase from last year's registrations of 2,765 business names recorded same period).

Business Name (BN) Registration by Region based on Owner's Location

February 2016

Owners Region	NEW	RENEWAL	Total	%Total
NATIONAL CAPITAL REGION (NCR)	7,653	1,229	8,882	20%
REGION 4-A (CALABARZON)	6,511	1,032	7,543	17%
REGION 3 (CENTRAL LUZON)	4,550	805	5,355	12%
REGION 7 (CENTRAL VISAYAS)	2,253	484	2,737	6%
REGION 6 (WESTERN VISAYAS)	2,145	329	2,474	6%
REGION 1 (ILOCOS REGION)	1,962	477	2,439	6%
REGION 11 (DAVAO REGION)	1,756	289	2,045	5%
REGION 2 (CAGAYAN VALLEY)	1,484	255	1,739	4%
REGION 8 (EASTERN VISAYAS)	1,275	274	1,549	4%
REGION 5 (BICOL REGION)	1,215	316	1,531	4%
REGION 4-B (MIMAROPA)	1,269	233	1,502	3%
REGION 10 (NORTHERN MINDANAO)	1,176	166	1,342	3%
REGION 12 (SOCCSKSARGEN)	1,020	213	1,233	3%
CORDILLERA ADMINISTRATIVE REGION (CAR)	926	138	1,064	2%
REGION 9 (ZAMBOANGA PENINSULA)	821	158	979	2%
REGION 13 (CARAGA)	766	106	872	2%
AUTONOMOUS REGION IN MUSLIM MINDANAO (ARMM)	201	11	212	0%
Total	36,983	6,515	43,498	100%

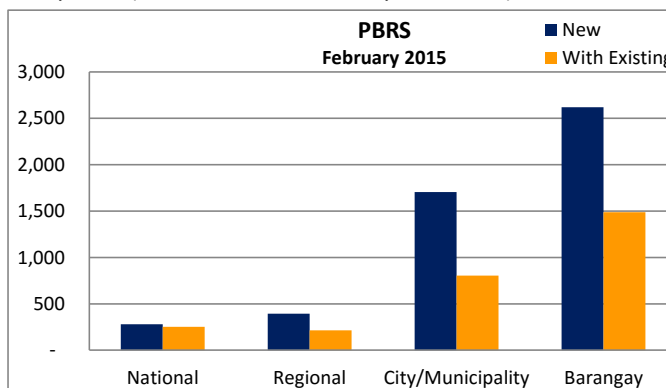
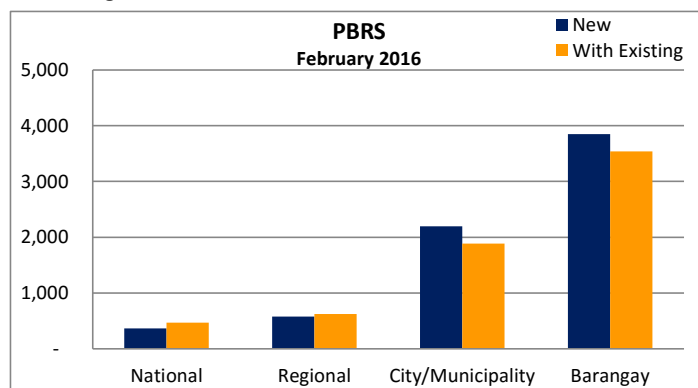
As to the regional report based on owner's location, NCR surpassed Region IV-A with 8,882 business name registration covering 20% of the total business name registration, followed by Region IV-A which was on the top list last month of January with 7,543 business name registration or 17% to total this February 2016. Region 3 registered 5,355 BN's or 12% of all the transactions comprised of 6,511 new registrations and 1,032 BN renewals registered.



**Philippine Business Registration System (PBR) by Scope
February 2016 VS February 2015**

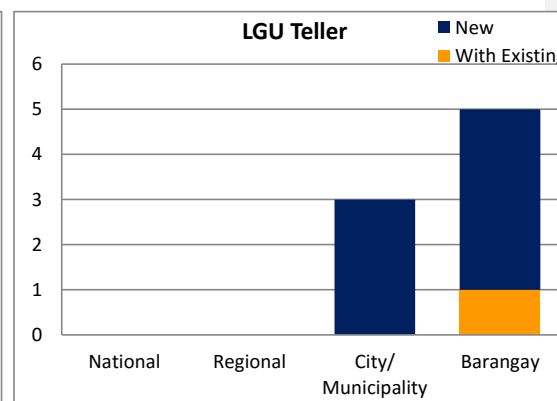
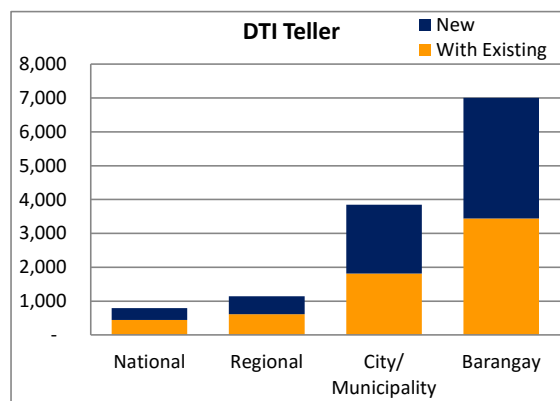
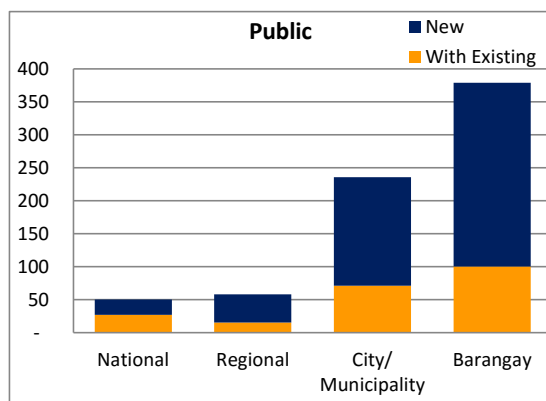
SCOPE	PBR						% Change 2016 VS 2015
	2016			2015			
	New	With Existing	Total	New	With Existing	Total	
National	369	470	839	278	252	530	58%
Regional	580	625	1,205	393	215	608	98%
City/Municipality	2,195	1,889	4,084	1,703	805	2,508	63%
Barangay	3,851	3,537	7,388	2,619	1,487	4,106	80%
Total	6,995	6,521	13,516	4,993	2,759	7,752	74%

As the PBR system only facilitates new business registration compared to the BNR system which allows both new and renewal, the PBR system also allows the validation of taxpayer's identification number (TIN), Home Development Mutual Fund (HDMF or Pag-ibig), employer's registration number (ERN) under the Social Security System (SSS), Philippine Health Insurance Corporation (PHIC or PhilHealth). There was a recorded registration of 13,516 or 74% increase from last year's 7,752, February 2016. New business name registration thru the PBR system or www.business.gov.ph registered 6,995 or 52% of the total registration and an increase of 40 from last year's registration of 4,993. Registrations considered as 'with existing' are those who already have an existing business name registration but intended to register with the partner agencies (BIR, SSS, HDMF, and PHIC) using the PBR system. Registrations with existing BN's tallied 6,521 registrations or 48% of the total transaction thru PBRs this February 2016 (16% decrease from last year's 7,752).



**Philippine Business Registration System (PBRs) by Source
February 2016**

SCOPE	PUBLIC			DTI TELLER			LGU			Grand Total
	New	With Existing	Total	New	With Existing	Total	New	With Existing	Total	
National	23	27	50	346	443	789			-	839
Regional	43	15	58	537	610	1,147			-	1,205
City/Municipality	165	71	236	2,027	1,818	3,845	3		3	4,084
Barangay	279	100	379	3,568	3,436	7,004	4	1	5	7,388
Total	510	213	723	6,478	6,307	12,785	7	1	8	13,516



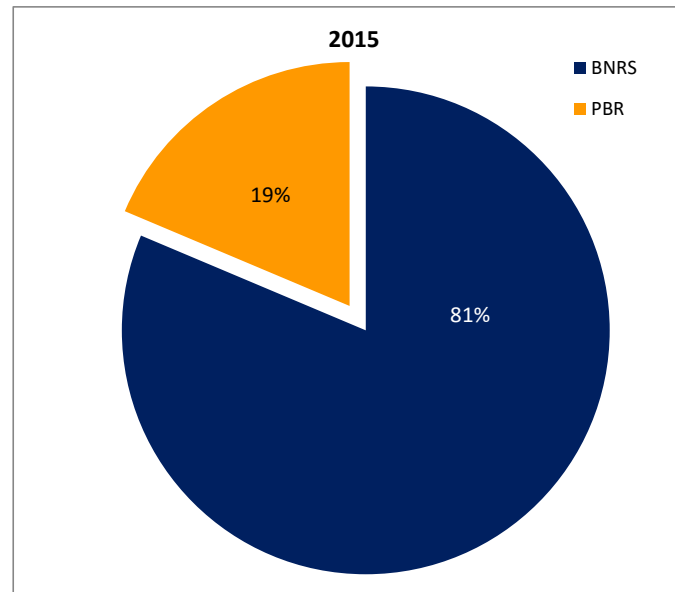
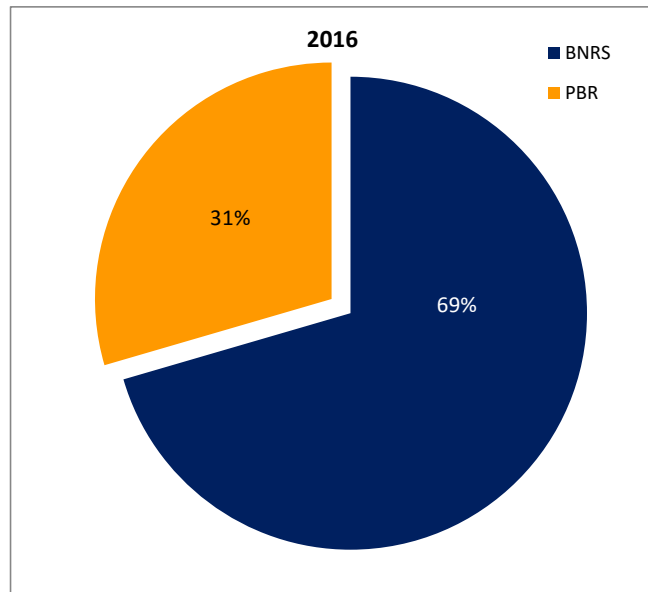
%BNRS VS %PBR
February 2016 VS February 2015

* %BNRS VS %PBR	2016	2016%	2015	2015%
BNRS	29,982	69%	33,816	81%
PBR	13,516	31%	7,752	19%
TOTAL	43,498	100%	41,568	100%

*%BNRS VS %PBR = PBR new and with existing /TOTAL and BN new/TOTAL

* BN new= New transactions though Web and Tellers

For the utility ratio of both BNR (www.bnrs.dti.gov.ph) and PBR (www.business.gov.ph) systems, the BNRS covered 69% of the transactions this February 2016 with a decrease of 12% from its utility percentage last February 2015 of 81%. PBR recorded an increase of 12% from last year's 19% of utility, covering 31% of the total transactions this February 2016.



Business Name Registration EPayment Report

Formatted: Space After: 0 pt