



# **BNRS IN FIGURES**

**Monthly Report  
as of January 2016**

## Business Name (BN) Registration by Scope per Source

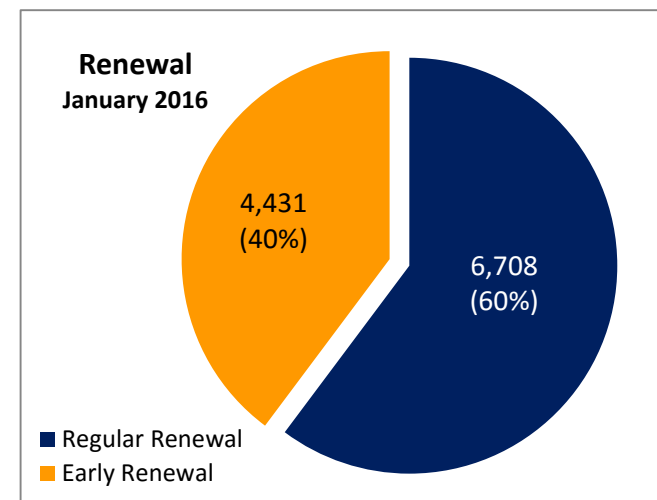
January 2016 VS January 2015

SCOPE	2016								2015								2016 to 2015 % Change
	TELLER			WEB			PBR	Grand Total	TELLER			WEB			PBR	Grand Total	
	New	Renewal	Total	New	Renewal	Total	New		New	Renewal	Total	New	Renewal	Total	New		
National	2,138	561	2,699	630	217	847	372	3,918	1,885	384	2,269	482	83	565	262	3,096	27%
Regional	3,230	656	3,886	1,026	131	1,157	677	5,720	2,382	521	2,903	391	70	461	455	3,819	50%
City/ Municipality	10,622	3,559	14,181	1,603	588	2,191	3,148	19,520	11,041	2,413	13,454	1,339	235	1,574	2,351	17,379	12%
Barangay	26,060	4,825	30,885	3,142	602	3,744	5,094	39,723	27,471	4,359	31,830	2,399	419	2,818	3,706	38,354	4%
<b>Total</b>	<b>42,050</b>	<b>9,601</b>	<b>51,651</b>	<b>6,401</b>	<b>1,538</b>	<b>7,939</b>	<b>9,291</b>	<b>68,881</b>	<b>42,779</b>	<b>7,677</b>	<b>50,456</b>	<b>4,611</b>	<b>807</b>	<b>5,418</b>	<b>6,774</b>	<b>62,648</b>	<b>10%</b>

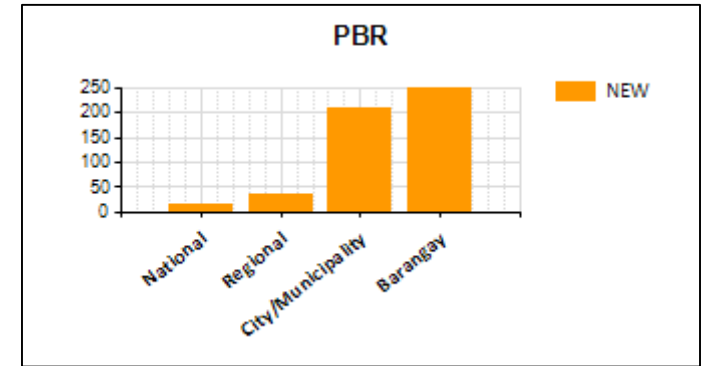
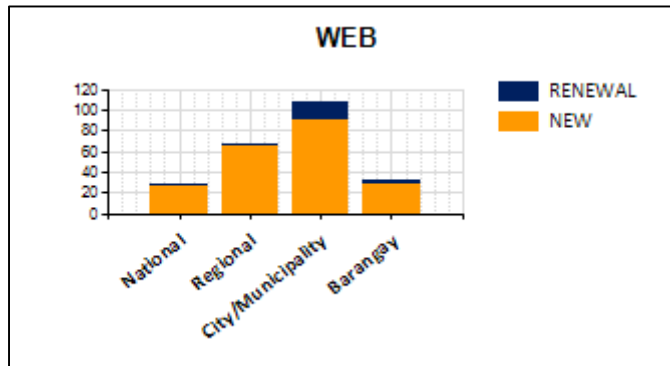
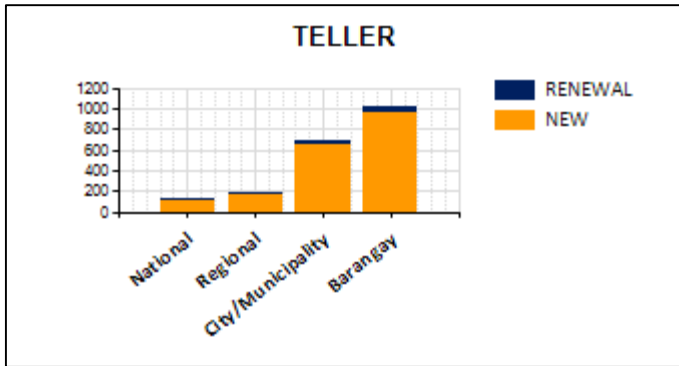
As the DTI continuous to help and facilitate the MSMEs in starting up their businesses through an effective online registration system that allows every Filipino entrepreneurs to contribute in the economic growth of the country, the business name (BN) registration tallied an increase of 9% last 2015 (382,932 business names 2015 VS 352,851 business names 2014- yearly basis). With constant systems development in online facilities to provide a one-stop-shop to every entrepreneur, more registrations are recorded since the start of the year 2016. There was a remarkable increase in business name registrations tallied at 68,881 this January 2016, a growth of 10% from last year's 62,648 of the same period.

Type	2016	2015	% Change
New	57,742	54,164	7%
Renewal	11,139	8,484	31%

As to the business name registrations by type (new and renewal), new BNs tallied an increase of 7% with 57,742 or 84% of the total January 2016 from 54,164 same period of 2015. Moreover, renewal BN registration type tallied 11,139 business names or 16% of the total transactions. Since November 2014, business names can be renewed three months prior to the BNs expiration date. With the early renewal scheme, business owners are encouraged to renew their business name registrations earlier to avoid surcharges and far more, business name expiration. Renewal type of registration recorded an increase of 31% from 8,484 January 2015, to 11,139 of January this year.



### Business Name (BN) Registration by Source January 2016 VS January 2015



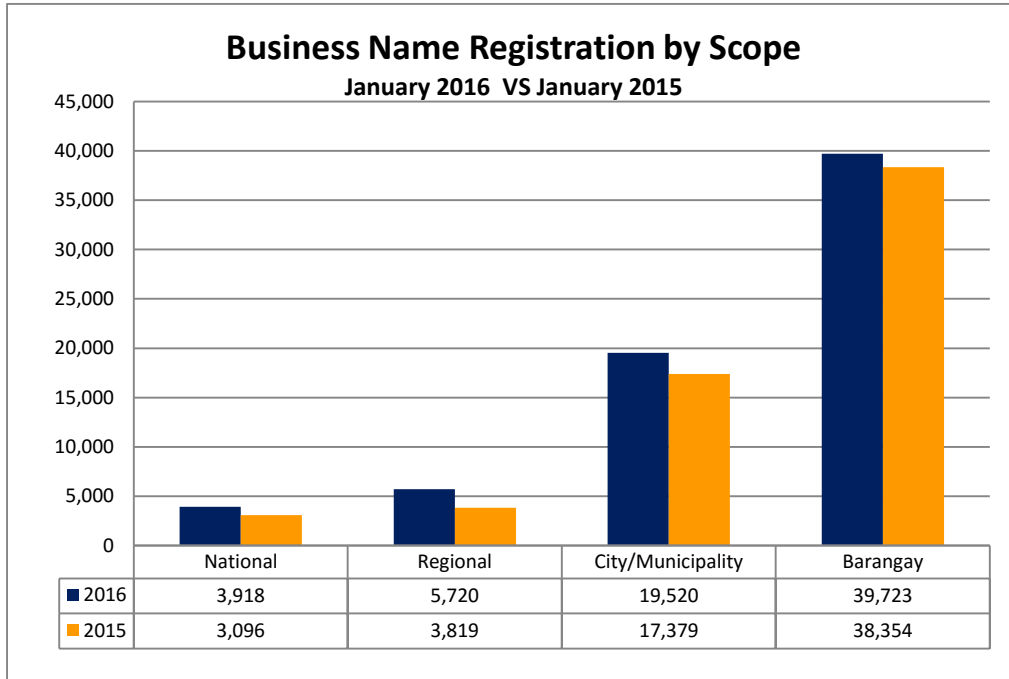
As to the business name registrations by source (teller, web and PBR), it can be observed that majority of business name applicants registered through the Teller which covered 75% of the total transactions. The upsurge of business name registrations through the teller source this January 2016 can be attributed to the launching of 144 Negosyo Centers last 2015 that cater to business registration assistance, business advisory services, business information, advocacy and market linkages. With the numerous 98 Regional and Provincial DTI offices and satellite offices, 144 new Negosyo Centers established in year 2015, and SM & Robinson business centers, business name registration is made more available wherever in the Philippines. Teller source increased 2% or 51,651 registrations, compared to last year's 50,456 business names.

Registrations through the Web or using the [www.bnrs.dti.gov.ph](http://www.bnrs.dti.gov.ph) recorded 7,939 BNs, an increase of 47% from last year's 5,418 of the same period. This can be attributed to the continuous aim of the team to improve its online business registration facility specifically through their online payment. The Gcash locking issue was resolved June of 2015 which made online payment using Gcash accounts easier for our online applicants.

Lastly, PBR scope recorded 9,291 registrations or an increase of 37% from last year's 3,706 BN's of the same period of January through the PBR system ([www.business.gov.ph](http://www.business.gov.ph)).

As to determining our online applications and over-the-counter transactions, there are 8,535 business names registered through online application or 12% of the total transaction and 60,346 OTC transactions or 88% or the total transactions.

**Business Name (BN) Registration by Scope  
January 2016 VS January 2015**

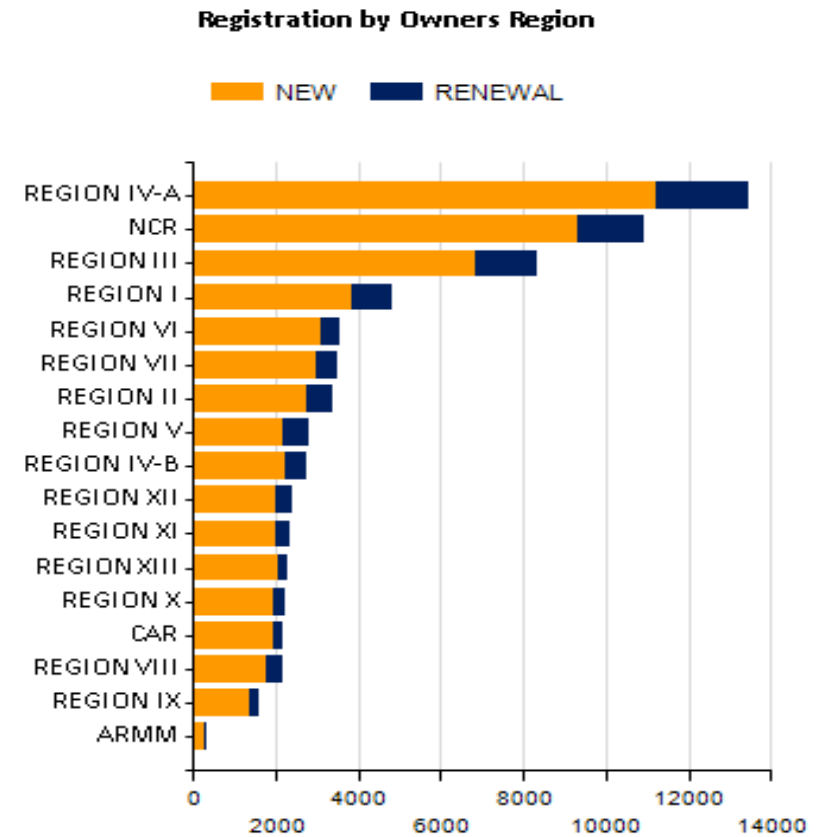


As to the territorial scoping, entrepreneurs can use their registered BN anywhere within their declared territory in geographical divisions namely: National, Regional, City/ Municipality, and Barangay.

For January 2016, majority of the registrations were at the Barangay level which recorded 39,723 registrations or 58% of the total business name registrations (4% increase from last year of the same period). Registrations at the City/Municipality recorded 19,520 BNs or 28% of the total transactions (12% increase compared to January 2015), followed by those at the regional scope, with 5,720 business names or 8% of total registrations (50% increase from last year's registrations of 3,819 business name Regional scope of the same period). There were 3,918 registrations made at the National level or 6% of the total transactions (27% increase from last year's National scope January of 2015).

**Business Name (BN) Registration by Region based on Owner's Location  
January 2016**

Owners Region	NEW	RENEWAL	Total	% to Total
REGION 4-A (CALABARZON)	11,206	2,280	13,486	20%
NATIONAL CAPITAL REGION (NCR)	9,320	1,585	10,905	16%
REGION 3 (CENTRAL LUZON)	6,821	1,533	8,354	12%
REGION 1 (ILOCOS REGION)	3,863	959	4,822	7%
REGION 6 (WESTERN VISAYAS)	3,070	456	3,526	5%
REGION 7 (CENTRAL VISAYAS)	2,994	504	3,498	5%
REGION 2 (CAGAYAN VALLEY)	2,720	639	3,359	5%
REGION 5 (BICOL REGION)	2,194	630	2,824	4%
REGION 4-B (MIMAROPA)	2,229	504	2,733	4%
REGION 12 (SOCCSKSARGEN)	1,990	407	2,397	3%
REGION 11 (DAVAO REGION)	2,001	347	2,348	3%
REGION 13 (CARAGA)	2,067	189	2,256	3%
REGION 10 (NORTHERN MINDANAO)	1,935	264	2,199	3%
REGION 8 (EASTERN VISAYAS)	1,773	371	2,144	3%
CORDILLERA ADMINISTRATIVE REGION (CAR)	1,915	229	2,144	3%
REGION 9 (ZAMBOANGA PENINSULA)	1,380	225	1,605	2%
AUTONOMOUS REGION IN MUSLIM MINDANAO (ARMM)	264	17	281	0%
<b>Total</b>	<b>57,742</b>	<b>11,139</b>	<b>68,881</b>	<b>100%</b>

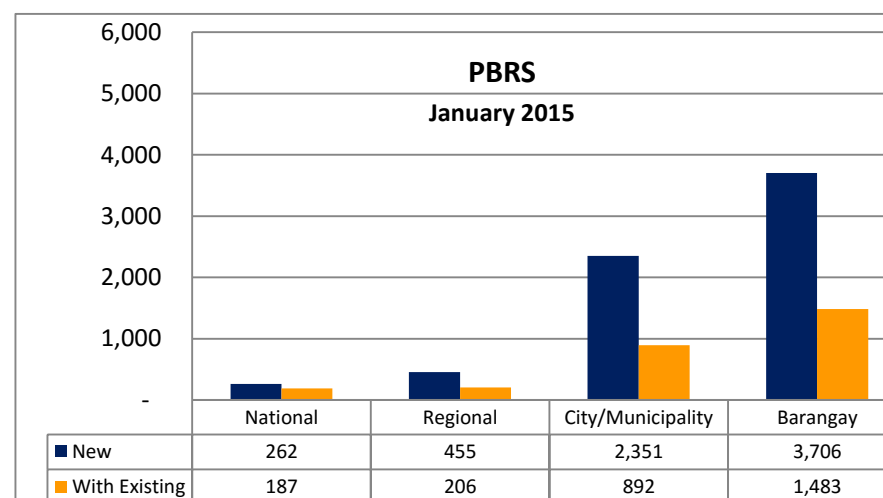
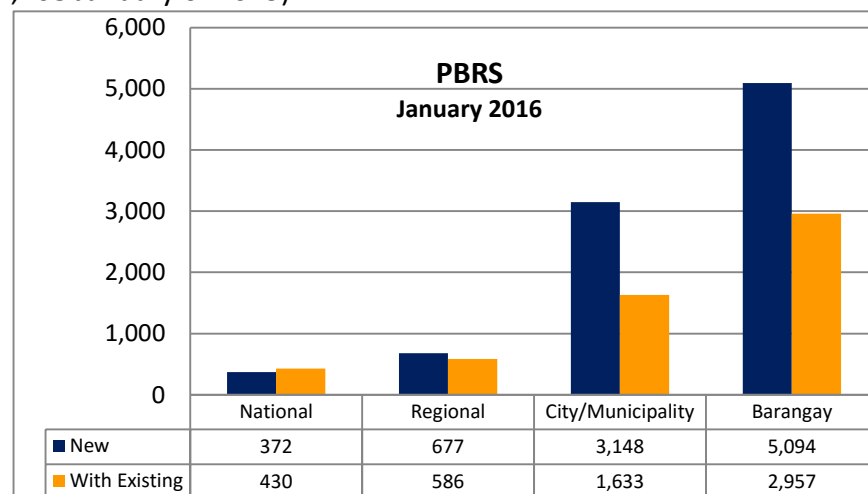


Based on the business name registration by region based on owner's location, top 3 regions are Region IV-A, NCR and Region 3. Region-IVA registered most number of registrations covering 13,486 BNs or 20% of the total registration followed by the NCR with 10,905 or 16% of total transactions and Region 3 with 8,354 or 12% of the total BNs registered January of 2016. Talled least is ARMM which recorded 281 BN registrations or 0.4% of the total BNs registered.

**Philippine Business Registration System (PBR) by Scope  
January 2016 VS January 2015**

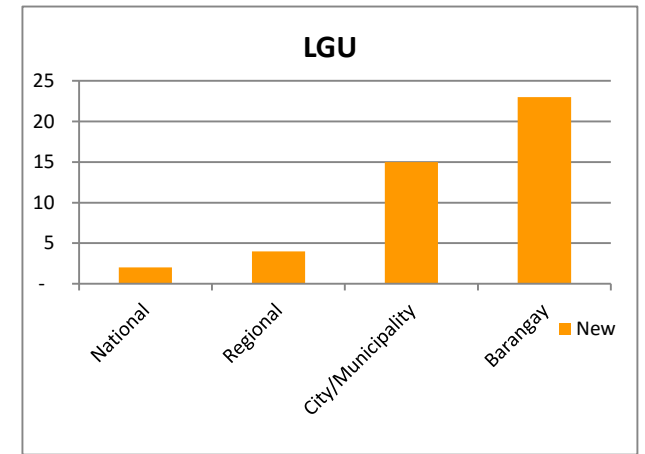
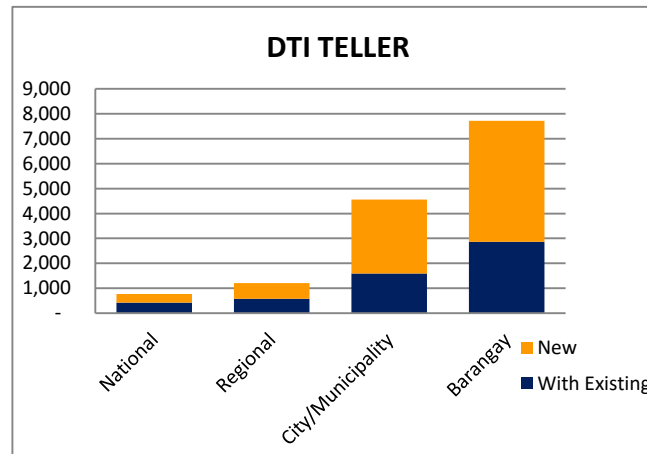
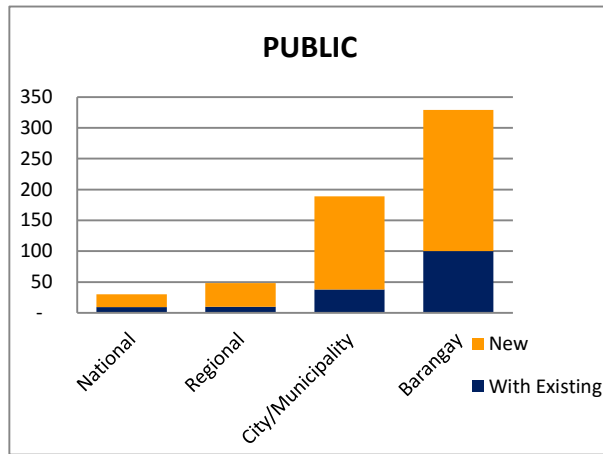
PBR							
SCOPE	2016			2015			2016-2015
	New	With Existing	Total	New	With Existing	Total	% Change
<b>National</b>	372	430	<b>802</b>	262	187	<b>449</b>	<b>79%</b>
<b>Regional</b>	677	586	<b>1,263</b>	455	206	<b>661</b>	<b>91%</b>
<b>City/Municipality</b>	3,148	1,633	<b>4,781</b>	2,351	892	<b>3,243</b>	<b>47%</b>
<b>Barangay</b>	5,094	2,957	<b>8,051</b>	3,706	1,483	<b>5,189</b>	<b>55%</b>
<b>Total</b>	<b>9,291</b>	<b>5,606</b>	<b>14,897</b>	<b>6,774</b>	<b>2,768</b>	<b>9,542</b>	<b>56%</b>

PBR registrations are business registrations supported thru the PBRs or [www.business.gov.ph](http://www.business.gov.ph). The PBRs only facilitates new business registration compared to the BNRS which allows renewal of business name registration. The PBRs is a system that allows the validation of taxpayer's identification number (TIN), Home Development Mutual Fund (HDMF or Pag-ibig), employer's registration number (ERN) under the Social Security System (SSS), and Philippine Health Insurance Corporation (PHIC or PhilHealth). There was a recorded registration of 14,897 or 56% increase from last year's 9,542, January of 2016. New business registrations recorded 9,291 or 62% of the total registrations January of 2016 (up by 37% from last year's record of the same period). Registrations whose records are considered as 'with existing records' are those who already have their business names registered under either the PBRs or BNRS who registered to the partner agencies (BIR, SSS, HDMF, and PHIC) using the PBRs. Registrations with existing BNs tallied 5,606 or 38% of the total registration for January 2016 (increased 80% compared to 2,768 January of 2015).



**Philippine Business Registration System (PBRS) by Source**  
**January 2016**

SCOPE	PUBLIC			DTI TELLER			LGU	Grand Total
	New	With Existing	Total	New	With Existing	Total	New	
National	21	9	30	348	421	769	2	801
Regional	38	10	48	629	576	1205	4	1,257
City/Municipality	151	38	189	2,964	1,595	4559	15	4,763
Barangay	229	100	329	4,867	2,857	7724	23	8,076
<b>Total</b>	<b>439</b>	<b>157</b>	<b>596</b>	<b>8,808</b>	<b>5,449</b>	<b>14,257</b>	<b>44</b>	<b>14,897</b>

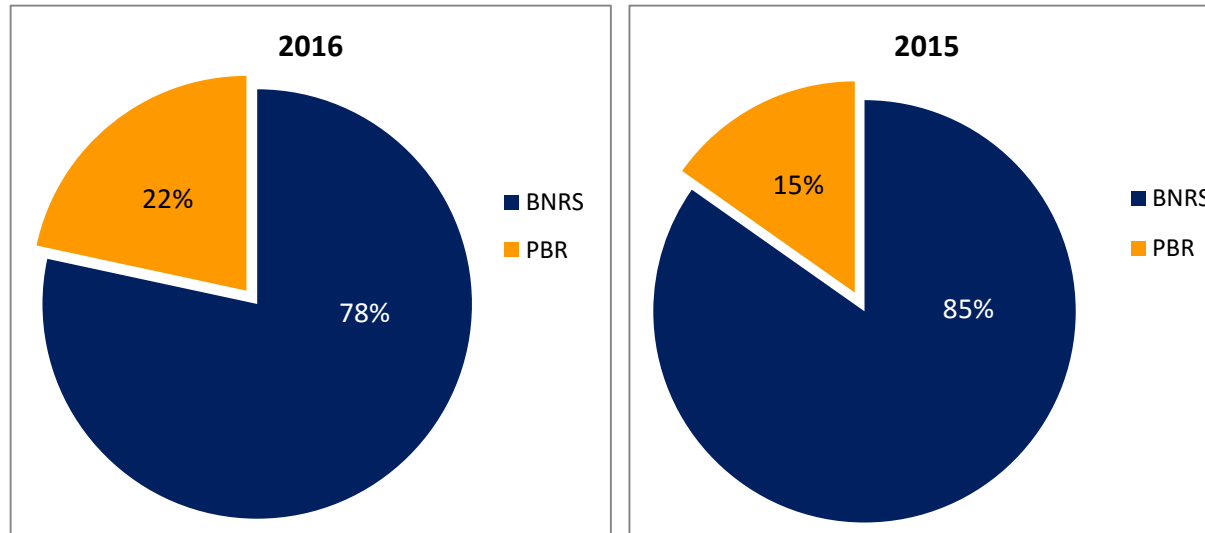


**%BNRS VS %PBR**  
**January 2016 VS January 2015**

* %BNRS VS %PBR	2016	2016%	2015	2015%
<b>BNRS</b>	<b>53,984</b>	78%	<b>53,106</b>	85%
<b>PBR</b>	<b>14,897</b>	22%	<b>9,542</b>	15%
<b>TOTAL</b>	<b>68,881</b>	<b>100%</b>	<b>62,648</b>	<b>100%</b>

*\*%BNRS VS %PBR = PBR new and with existing /TOTAL and BN new/TOTAL*

*\* BN new= New transactions through Web and Tellers*



The ratio pertains to the total number of new registrations, on both systems. For the BNRS, this accounts to registrations both by our tellers and web or online (processed using [www.bnrs.dti.gov.ph](http://www.bnrs.dti.gov.ph)), while the PBR represents new registrations or those with existing or with active BN registrations. Of the total recorded figure of 68,881, 78% or 53,984 were processed using the BNRS (down by 2% compared to January last year's record of 53,106-BNRS) while the PBRs, 22% or 14,897 were processed through the PBR (increased 56% from January last year's record of 9,542-PBRs).