

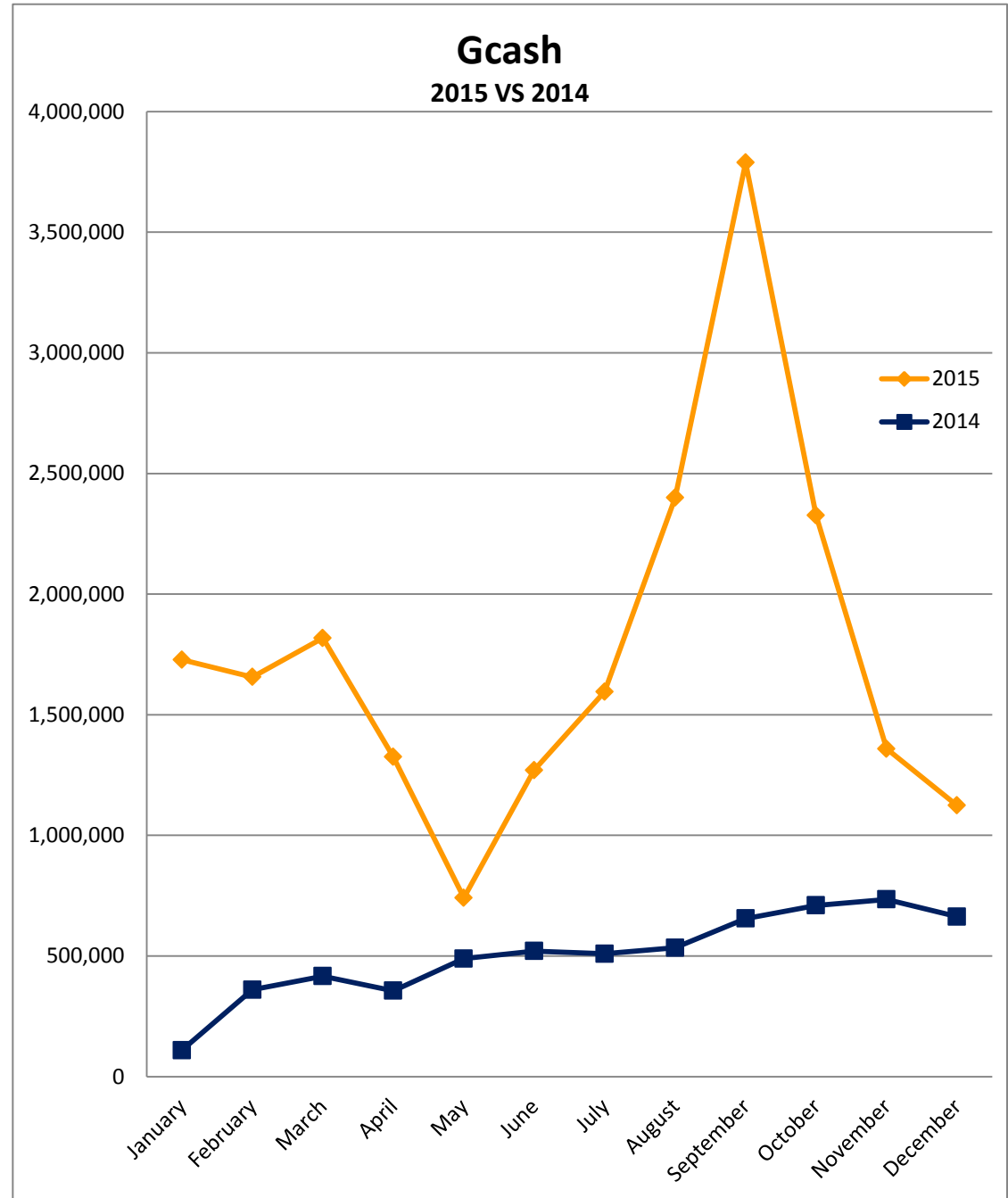


E-PAYMENT IN FIGURES

**Yearly Report
January to December 2015**

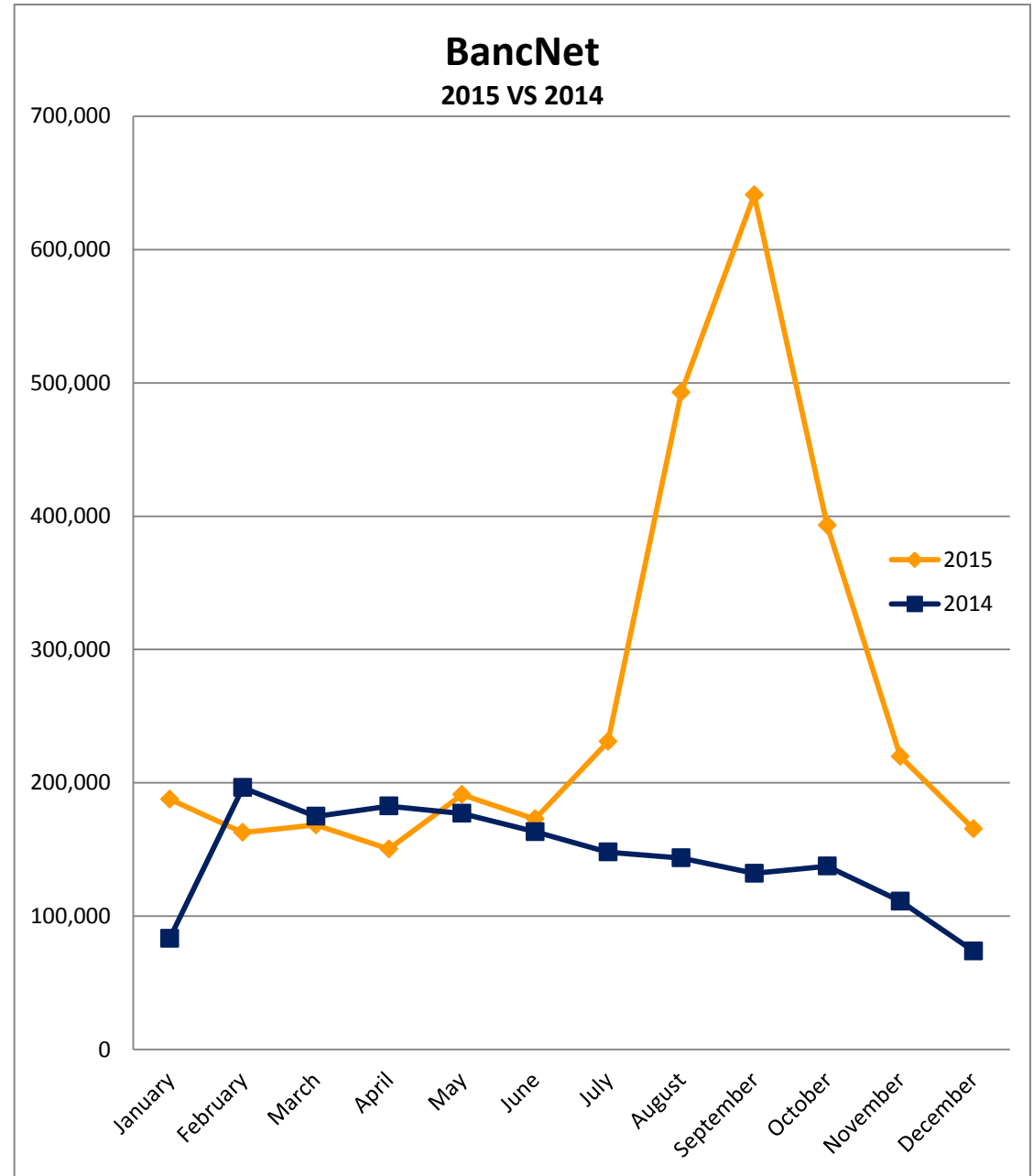
Business Name (BN) Registration E-Payment Report
GCash
January to December 2015 VS January to December 2014

MONTH	2015	2014	% Change
January	1,727,950.00	109,400.00	1479 %
February	1,656,100.00	360,000.00	360%
March	1,817,600.00	416,650.00	336%
April	1,325,050.00	355,965.00	272%
May	741,250.00	489,400.00	51%
June	1,269,750.00	520,250.00	144%
July	1,595,350.00	509,250.00	213%
August	2,399,350.00	533,970.00	349%
September	3,788,150.00	655,150.00	478%
October	2,325,600.00	710,050.00	228%
November	1,358,730.00	734,530.00	85%
December	1,123,950.00	663,300.00	69%
TOTAL	21,128,830.00	6,057,915.00	249%

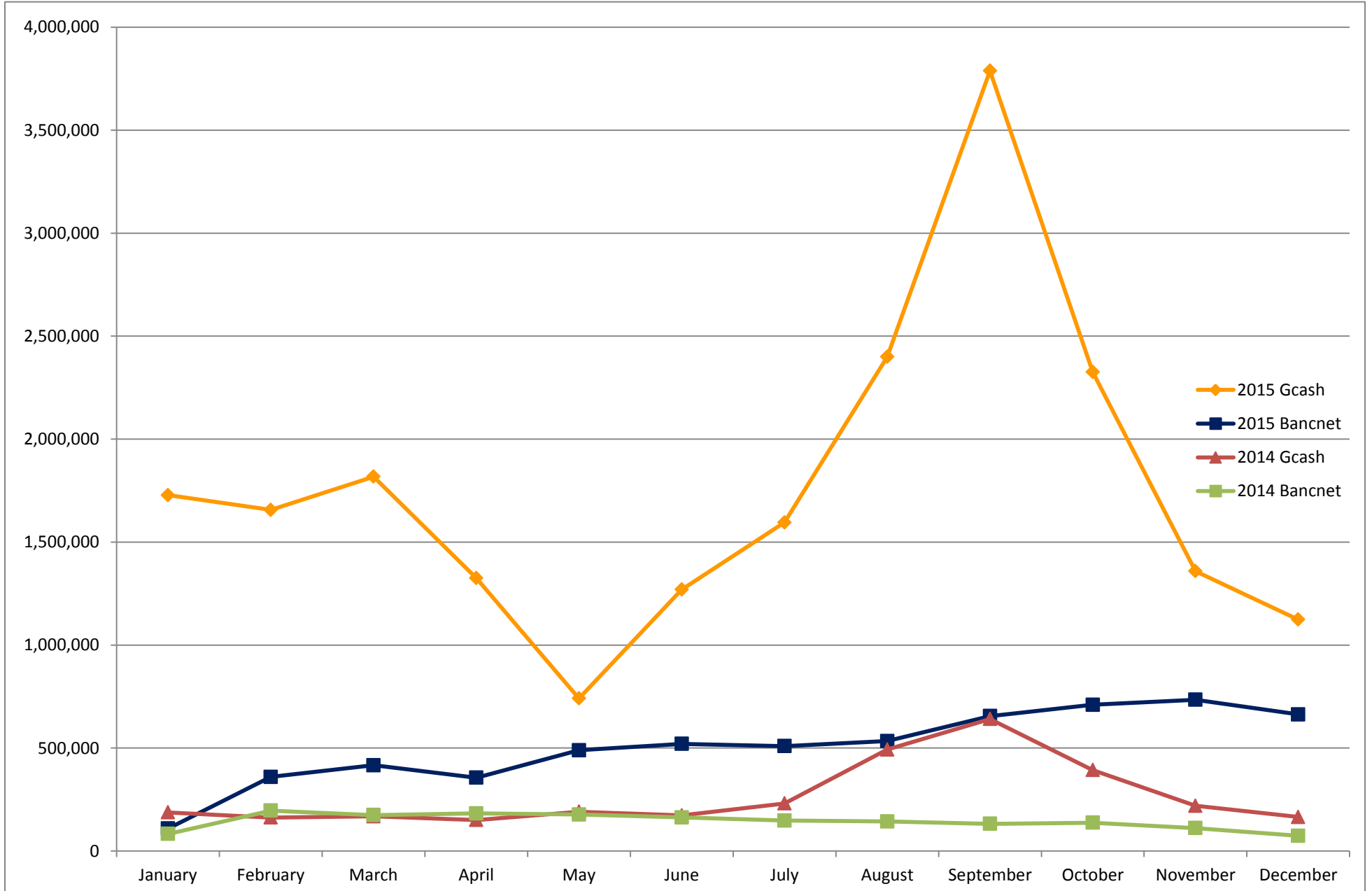


Business Name (BN) Registration E-Payment Report
BancNet
January to December 2015 VS January to December 2014

MONTH	2015	2014	% Change
January	187,660.00	83,150.00	126%
February	162,800.00	196,400.00	-17%
March	168,365.00	174,800.00	-4%
April	150,350.00	182,520.00	-18%
May	191,100.00	177,030.00	8%
June	172,850.00	163,330.00	6%
July	230,900.00	148,060.00	56%
August	492,750.00	143,580.00	243%
September	640,950.00	132,040.00	385%
October	393,210.00	137,510.00	186%
November	219,650.00	111,200.00	98%
December	165,500.00	73,780.00	124%
TOTAL	3,176,085.00	1,723,400.00	84%



Business Name (BN) Registration E-Payment Report
GCash and BancNet
January 2014 to December 2015



Month	2015				Month	2014				GCASH % CHANGE	BANCNET % CHANGE
	Gcash	%	Bancnet	%		Gcash	%	Bancnet	%		
January	1,727,950.00	90%	187,660.00	10%	January	109,400.00	57%	83,150.00	43%	1479 %	126%
February	1,656,100.00	91%	162,800.00	9%	February	360,000.00	65%	196,400.00	35%	360%	-17%
March	1,817,600.00	92%	168,365.00	8%	March	416,650.00	70%	174,800.00	30%	336%	-4%
April	1,325,050.00	90%	150,350.00	10%	April	355,965.00	66%	182,520.00	34%	272%	-18%
May	741,250.00	80%	191,100.00	20%	May	489,400.00	73%	177,030.00	27%	51%	8%
June	1,269,750.00	88%	172,850.00	12%	June	520,250.00	76%	163,330.00	24%	144%	6%
July	1,595,350.00	87%	230,900.00	13%	July	509,250.00	77%	148,060.00	23%	213%	56%
August	2,399,350.00	83%	492,750.00	17%	August	533,970.00	79%	143,580.00	21%	349%	243%
September	3,788,150.00	86%	640,950.00	14%	September	655,150.00	83%	132,040.00	17%	478%	385%
October	2,325,600.00	86%	393,210.00	14%	October	710,050.00	84%	137,510.00	16%	228%	186%
November	1,358,730.00	86%	219,650.00	14%	November	734,530.00	87%	111,200.00	13%	85%	98%
December	1,123,950.00	87%	165,500.00	13%	December	663,300.00	90%	73,780.00	10%	69%	124%
Total	21,128,830.00	87%	3,176,085.00	13%	Total	6,057,915.00	78%	1,723,400.00	22%	249%	84%

For the month of January to December 2015, Gcash registered transactions amounted to PHP 21,128,830 with 249% increase from last year's PHP 6,057,915 January to December. On the other hand, BancNet transaction of January to December 2015 amounted to PHP 3,176,085, with an increase of 84% from PHP 1,723,400 same period of 2014.

The enormous 249% GCash increase in total payment may be attributed to the enhancement made on Gcash ePayment facility that resolves Gcash TRN locking issues which was successfully implemented starting 24 Aug. 2015. BancNet is currently working towards the resolution for their TRN locking issues. The Development Bank of the Philippines is working towards an effective communication plan to further increase its transactions.