



BNRS IN FIGURES

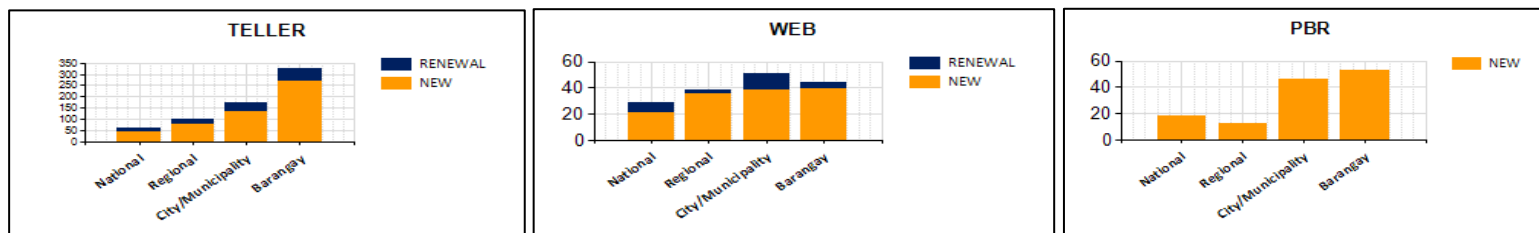
**Monthly Report
as of December 2015**

Business Name (BN) Registration by Scope per Source

SCOPE	2015								2014							
	TELLER			WEB			PBR	Grand Total	TELLER			WEB			PBR	Grand Total
	NEW	RENEWAL	Total	NEW	RENEWAL	Total	NEW		NEW	RENEWAL	Total	NEW	RENEWAL	Total	NEW	
National	880	282	1,162	288	153	441	155	1,758	702	162	864	188	24	212	139	1,215
Regional	1,178	250	1,428	441	71	512	220	2,160	730	196	926	147	26	173	128	1,227
City/ Municipality	2,635	793	3,428	488	202	690	705	4,823	2,333	736	3,069	414	78	492	440	4,001
Barangay	4,614	836	5,450	603	149	752	1,019	7,221	4,254	1,012	5,266	471	74	545	680	6,491
Total	9,307	2,161	11,468	1,820	575	2,395	2,099	15,962	8,019	2,106	10,125	1,220	202	1,422	1,387	12,934

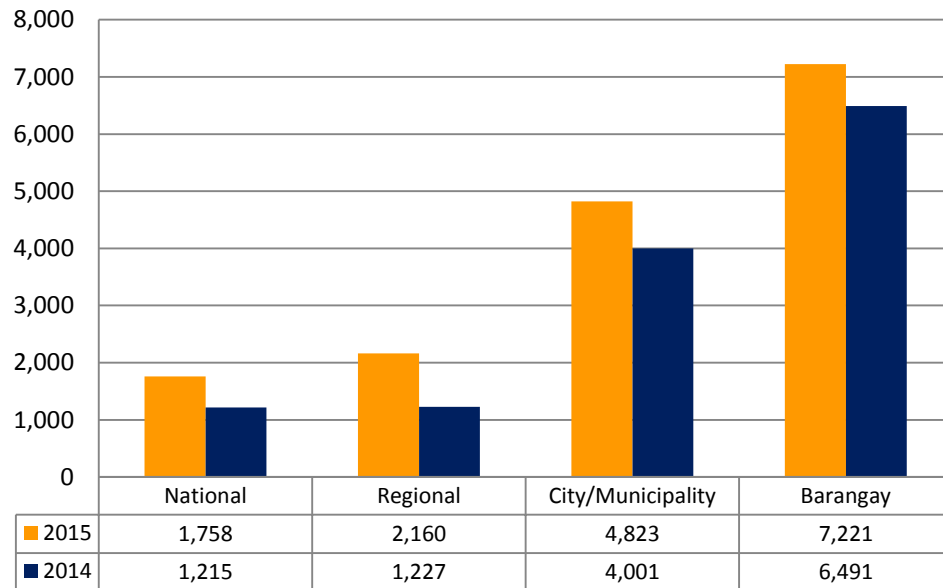
Change 2015 VS 2014	23.41%
----------------------------	---------------

For the month of December 2015, there was a noted increase of business name (BN) registrations compared with the same month last year; up by 23.41% or 15,962 BNs registered from the total recorded 12,934 registered BNs in 2014. It can be observed that new BN registrations contributed 82.86% or 13,226 BNs to the total registrations for the month. This figure records a 24.47% increase compared with the December 2014 total new registered BNs of 10,626. On the other hand, there were 2,736 2015 renewals or 17.14% to total transactions. This shows a decrease by 18.54% compared with the 2,308 renewals recorded for the same period in 2014.



BN Renewal is not applicable under PBR source

Business Name (BN) Registration by Scope December 2015

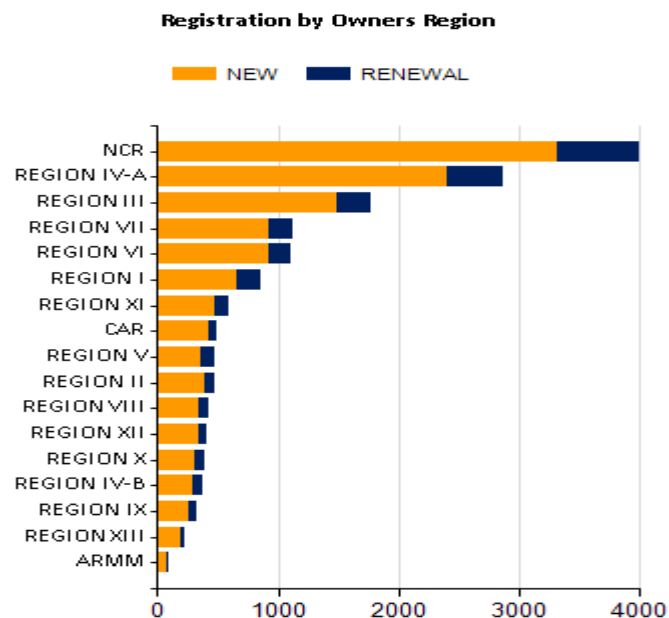


In terms of territorial scoping (i.e. National, Regional, City and Barangay), Barangay level records 7,221 BN registrations or 11.25% increase compared to December 2014 registrations of 6,491. Registration at the City/ Municipality recorded 4,823 BNs or a 20.54% increase compared to last year's 4,001 BNs registered. Meantime, there were 2,160 BNs registered under the Regional scope December 2015, or an increase of 76.04% from 1,227 in December 2014. Finally, BN registered at the National level is 1,758 (or 11% to total), an increase of 44.69% from last year's 1,215 BNs registered.

**Business Names (BN) Registration by Region based on Owner's Location
December 2015**

Owners Region	NEW	RENEWAL	Total	%Total
NATIONAL CAPITAL REGION (NCR)	3,319	675	3,994	25%
REGION 4-A (CALABARZON)	2,410	454	2,864	18%
REGION 3 (CENTRAL LUZON)	1,489	288	1,777	11%
REGION 7 (CENTRAL VISAYAS)	928	195	1,123	7%
REGION 6 (WESTERN VISAYAS)	927	186	1,113	7%
REGION 1 (ILOCOS REGION)	650	200	850	5%
REGION 11 (DAVAO REGION)	474	110	584	4%
CORDILLERA ADMINISTRATIVE REGION (CAR)	429	58	487	3%
REGION 5 (BICOL REGION)	361	112	473	3%
REGION 2 (CAGAYAN VALLEY)	399	73	472	3%
REGION 8 (EASTERN VISAYAS)	346	80	426	3%
REGION 12 (SOCCSKSARGEN)	344	58	402	3%
REGION 10 (NORTHERN MINDANAO)	316	75	391	2%
REGION 4-B (MIMAROPA)	299	84	383	2%
REGION 9 (ZAMBOANGA PENINSULA)	267	51	318	2%
REGION 13 (CARAGA)	186	33	219	1%
AUTONOMOUS REGION IN MUSLIM MINDANAO (ARMM)	82	4	86	1%
Total	13,226	2,736	15,962	100.00%

Based on owner's location, National Capital Region (NCR) registered the most number of BN registrants with 3,319 new and 675 renewals. This is followed by Region 4A with 2,410 and 454 (or combined representing 18% of the total), then by Region 3 with 1,489 and 288 new and renewal registrations, respectively.

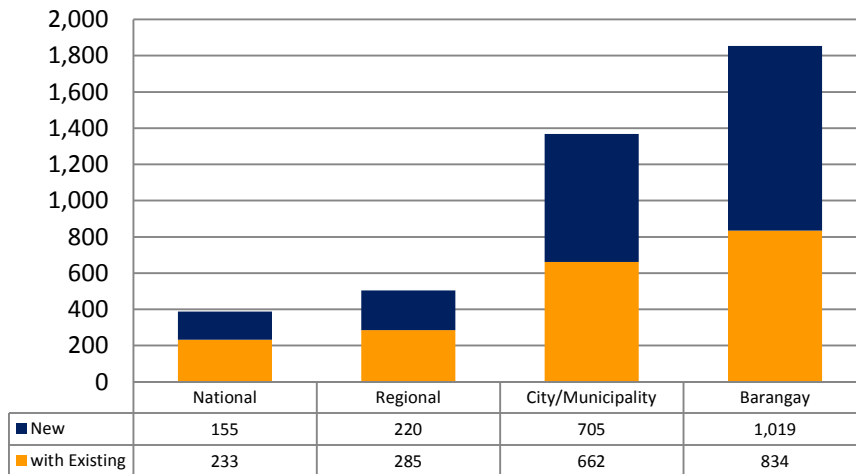


Business (BN) Registration by Scope

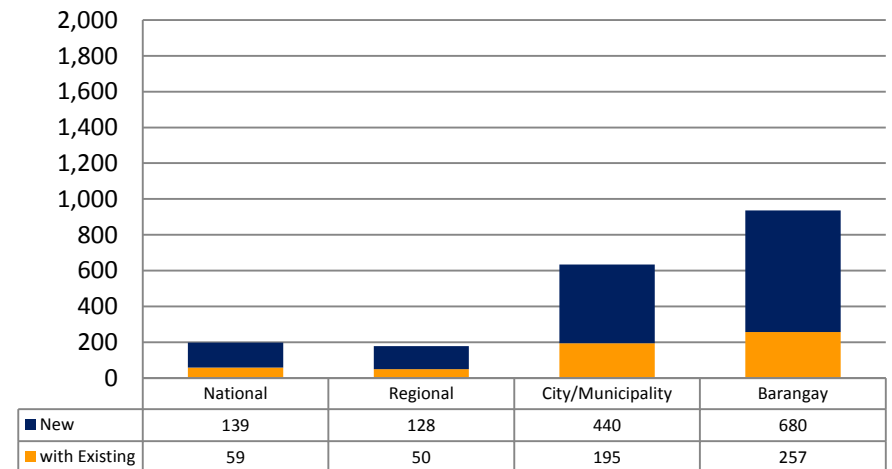
December 2015 vs 2014

PBR							
SCOPE	2015			2014			2014-2015 % Change
	New	w\Existing	Total	New	w\Existing	Total	
National	155	233	388	139	59	198	96%
Regional	220	285	505	128	50	178	184%
City/Municipality	705	662	1,367	440	195	635	115%
Barangay	1,019	834	1,853	680	257	937	98%
Total	2,099	2,014	4,113	1,387	561	1,948	111%

**Business Name (BN) Registration by Scope
December 2015**



**Business Name (BN) Registration by Scope
December 2014**



%BNRS VS %PBR

December (2015 vs 2014)

	2015	2015%	2014	2014%
BNRS	9,113	69%	8,678	82%
PBR	4,113	31%	1,948	18%
TOTAL	13,226	100%	10,626	100%

**%BNRS VS %PBR = PBR new and with existing /TOTAL and BN new/TOTAL*

** BN new= New transactions though Web and Tellers*

