



BNRS

IN FIGURES

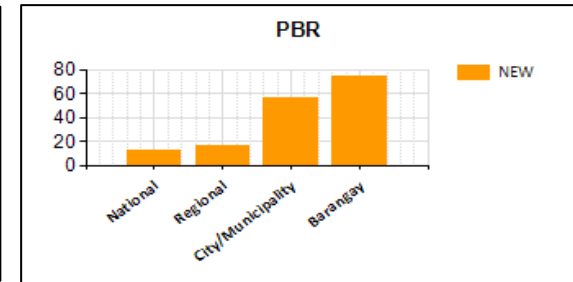
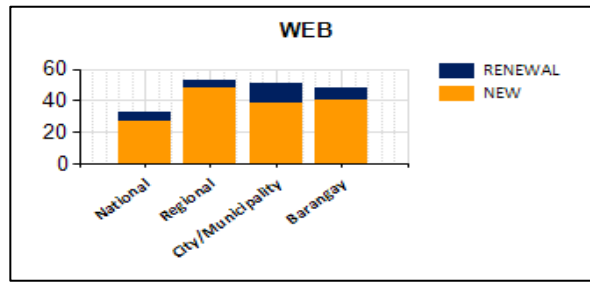
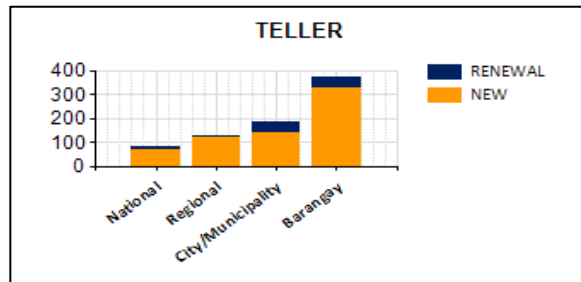
Monthly Report
as of November 2015

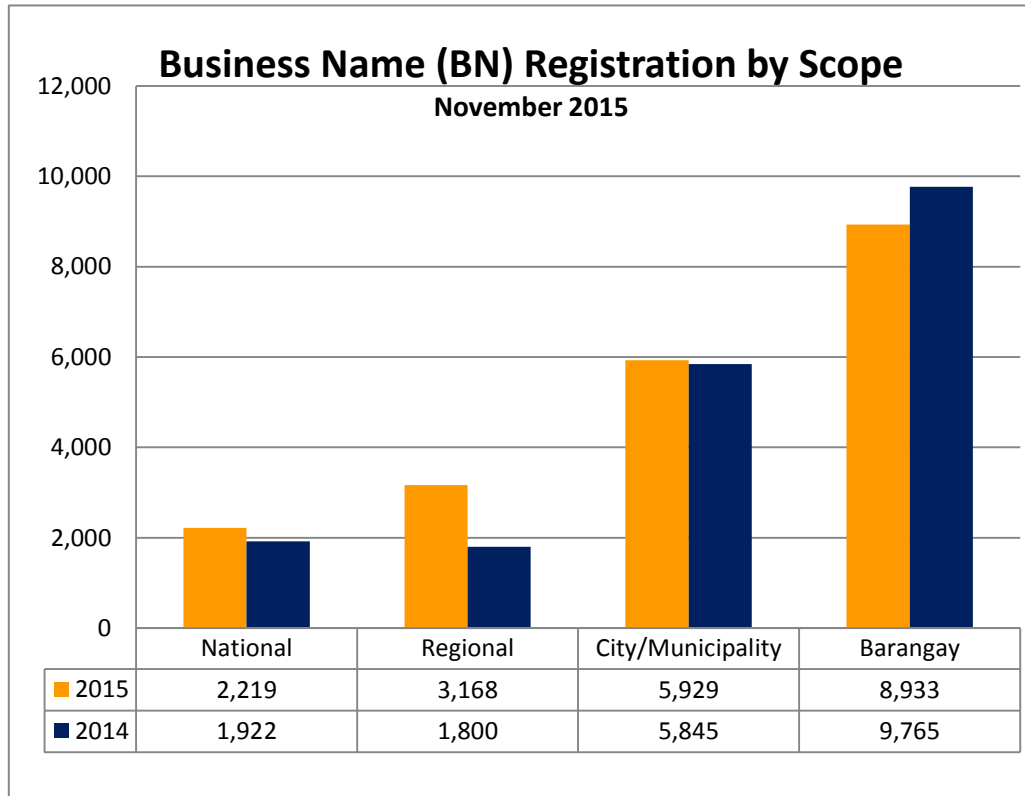
Business Name (BN) Registration by Scope per Source

SCOPE	2015								2014							
	TELLER			WEB			PBR	Grand Total	TELLER			WEB			PBR	Grand Total
	NEW	RENEWAL	Total	NEW	RENEWAL	Total	NEW		NEW	RENEWAL	Total	NEW	RENEWAL	Total	NEW	
National	1,123	357	1,480	345	121	466	273	2,219	1,095	258	1,353	323	53	376	193	1,922
Regional	1,797	265	2,062	662	85	747	359	3,168	1,095	281	1,376	185	24	209	215	1,800
City/ Municipality	3,033	1,036	4,069	579	218	797	1,063	5,929	3,246	1,205	4,451	588	127	715	679	5,845
Barangay	5,525	1,006	6,531	677	160	837	1,565	8,933	6,522	1,573	8,095	577	109	686	984	9,765
Total	11,478	2,664	14,142	2,263	584	2,847	3,260	20,249	11,958	3,317	15,275	1,673	313	1,986	2,071	19,332

Change 2015 VS 2014	4.74%
----------------------------	--------------

For the month of November 2015, there is an increase of business name (BN) registrations compared with the same month last year; up by 4.74% or 20,249 BNs registered from the total recorded, compared with 19,332 registered BNs in 2014. It can be observed that new BN registrations contributed 83.96% or 17,001 BNs to the total registrations for the month. This figure records an 8.27% increase compared with the November 2014 total new registered BNs of 15,702. On the other hand, there are 3,248 2015 renewals or 16.04% to total transactions. This shows a decrease by 10.52% compared with the 3,630 renewals recorded for the same period in 2014.





In terms of territorial scoping (i.e. National, Regional, City and Barangay), Barangay level records 8,933 registrations or 8.52% decrease compared to November 2014 registrations of 9,765. Registrations at the City/ Municipality recorded 5,929 BNs or a 1.42% increase compared to last year's 5,845 BNs registered. Meantime, there are 3,168 BNs registered under the Regional scope November 2015, or an increase of 76% from 1,800 in November 2014. Finally, BNs registered at the National level is 2,219 (or 11% to total), an increase of 15.45% from last year's 1,922 BNs registered.

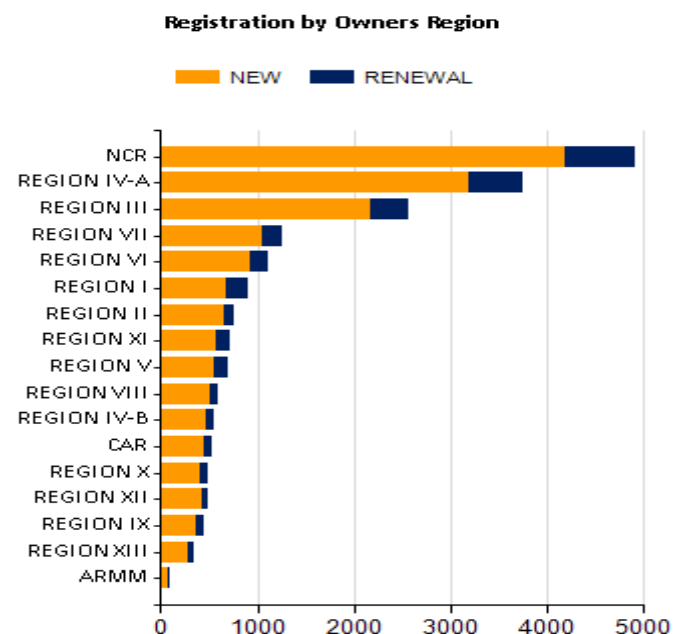
Since October to December is a lean season for business registrations, there is a remarkable decrease of -31.16% of the total transactions from October 2015 (26,559 BN registered). In starting up a business, there are certain requirements before a

sole proprietor can operate. Some of the requirements are as follow: barangay clearance, community tax clearance, permit to operate, TIN, and other regulatory permits such as environmental permit and fire permit. Most business permits expire on the 31st of December unless the permits are issued on a quarterly basis. The business permit expiration can be a reason for the downfall of business name registrations. Sole proprietors tend to register their business name every start of the year rather than having it registered during the lean season (October to December) in which permits will be renewed and paid year start and can only be used for a few months*

*<http://ndvlaw.com/how-to-get-business-permits-in-the-philippines-2/>

**Business Names (BN) Registration by Region based on Owner's Location
November 2015**

Owners Region	NEW	RENEWAL	Total	%Total
NATIONAL CAPITAL REGION (NCR)	4,185	731	4,916	24%
REGION 4-A (CALABARZON)	3,198	555	3,753	19%
REGION 3 (CENTRAL LUZON)	2,182	376	2,558	13%
REGION 7 (CENTRAL VISAYAS)	1,050	210	1,260	6%
REGION 6 (WESTERN VISAYAS)	924	186	1,110	5%
REGION 1 (ILOCOS REGION)	685	224	909	4%
REGION 2 (CAGAYAN VALLEY)	649	120	769	4%
REGION 11 (DAVAO REGION)	577	134	711	4%
REGION 5 (BICOL REGION)	551	147	698	3%
REGION 8 (EASTERN VISAYAS)	513	80	593	3%
REGION 4-B (MIMAROPA)	479	82	561	3%
CORDILLERA ADMINISTRATIVE REGION (CAR)	446	85	531	3%
REGION 10 (NORTHERN MINDANAO)	414	85	499	2%
REGION 12 (SOCCSKSARGEN)	418	78	496	2%
REGION 9 (ZAMBOANGA PENINSULA)	360	90	450	2%
REGION 13 (CARAGA)	288	58	346	2%
AUTONOMOUS REGION IN MUSLIM MINDANAO (ARMM)	82	7	89	0%
Total	17,001	3,248	20,249	100.00%



Based on owner's location, National Capital Region (NCR) registered the most number of BN registrants with 4,185 new and 731 renewals. This is followed by Region 4A with 3,198 and 555 (or combined representing 19% of the total), then by Region 3 with 2,182 and 376 new and renewal registrations, respectively.

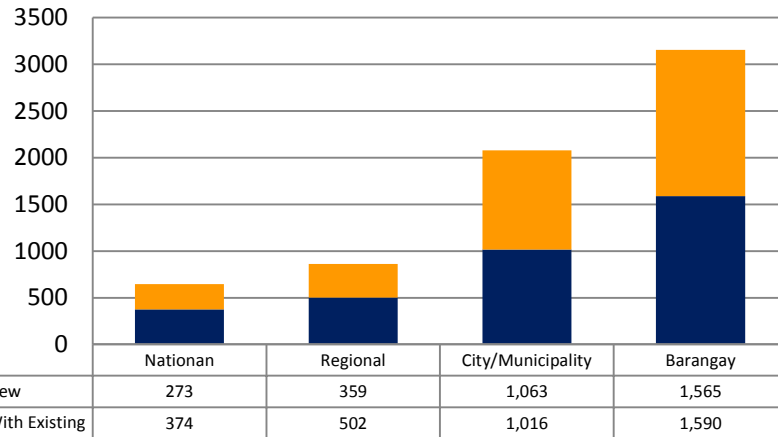
Business (BN) Registration by Scope

November 2015 vs 2014

PBR							
SCOPE	2015			2014			2014-2015 % Change
	New	w\Existing	Total	New	w\Existing	Total	
National	273	374	647	193	122	315	105%
Regional	359	502	861	215	90	305	182%
City/Municipality	1,063	1,016	2,079	679	401	1,080	92.5%
Barangay	1,565	1,590	3,155	984	549	1,533	106%
Total	3,260	3,482	6,742	2,071	1,162	3,233	109%

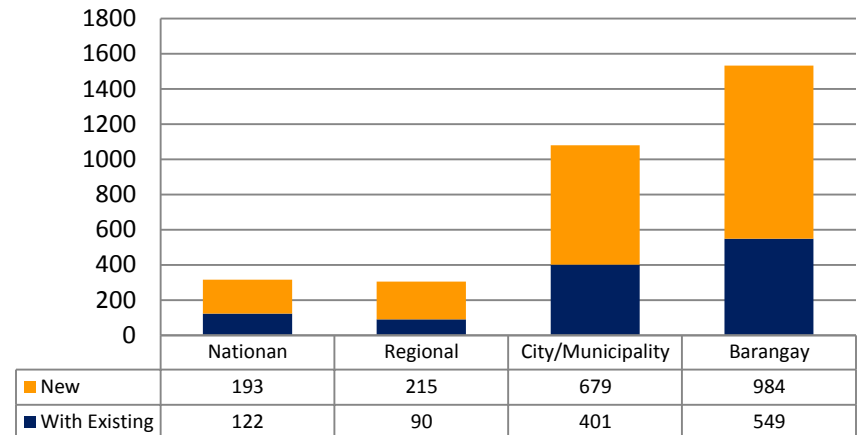
Business (BN) Registration by Scope

November 2015



Business (BN) Registration by Scope

November 2014



%BNRS VS %PBR

November (2015 vs 2014)

	2015	2015%	2014	2014%
BNRS	13,741	67%	13,631	81%
PBR	6,742	33%	3,233	19%
TOTAL	20,483	100%	16,864	100%

**%BNRS VS %PBR = PBR new and with existing /TOTAL and BN new/TOTAL*

** BN new= New transactions though Web and Tellers*

