



# **BNRS & PBRs**

# **IN FIGURES**

**Monthly Report**  
**as of October 2015**

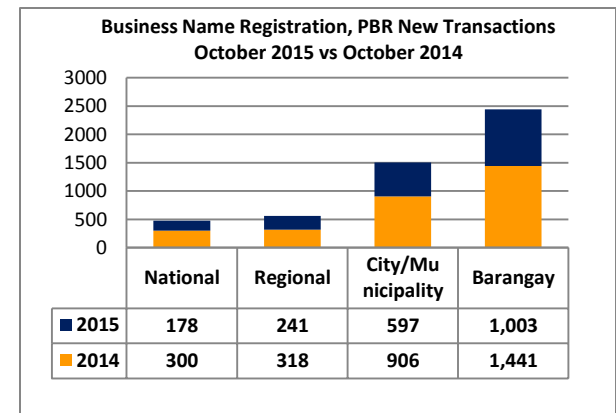
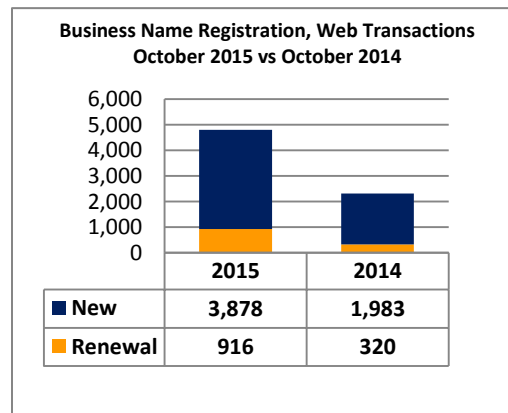
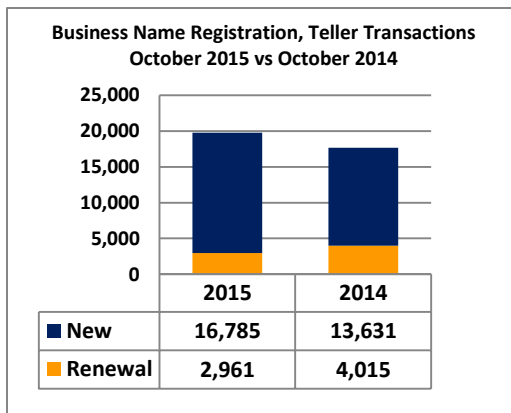
## Business Name (BN) Registration October 2015 vs 2014

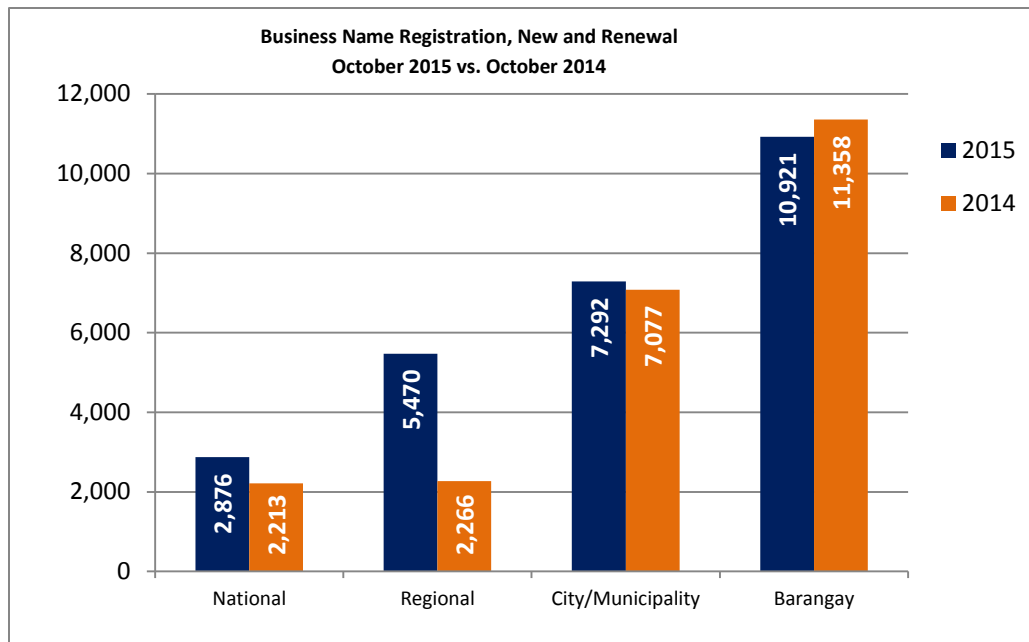
SCOPE	2015								2014							
	TELLER			WEB			PBR	Grand Total	TELLER			WEB			PBR	Grand Total
	NEW	RENEWAL	Total	NEW	RENEWAL	Total	NEW		NEW	RENEWAL	Total	NEW	RENEWAL	Total	NEW	
National	1,543	438	<b>1,981</b>	504	213	<b>717</b>	178	<b>2,876</b>	1,239	271	<b>1,510</b>	359	44	<b>403</b>	300	<b>2,213</b>
Regional	3,313	275	<b>3,588</b>	1,521	120	<b>1,641</b>	241	<b>5,470</b>	1,287	350	<b>1,637</b>	277	34	<b>311</b>	318	<b>2,266</b>
City/ Municipality	4,436	1,095	<b>5,531</b>	826	338	<b>1,164</b>	597	<b>7,292</b>	3,968	1,394	<b>5,362</b>	673	136	<b>809</b>	906	<b>7,077</b>
Barangay	7,493	1,153	<b>8,646</b>	1,027	245	<b>1,272</b>	1,003	<b>10,921</b>	7,137	2,000	<b>9,137</b>	674	106	<b>780</b>	1,441	<b>11,358</b>
<b>Total</b>	<b>16,785</b>	<b>2,961</b>	<b>19,746</b>	<b>3,878</b>	<b>916</b>	<b>4,794</b>	<b>2,019</b>	<b>26,559</b>	<b>13,631</b>	<b>4,015</b>	<b>17,646</b>	<b>1,983</b>	<b>320</b>	<b>2,303</b>	<b>2,965</b>	<b>22,914</b>

<b>Change 2015 VS 2014</b>	<b>15.91%</b>
----------------------------	---------------

For the month of October 2015, there was a noted increase of business name (BN) registration compared with the same month last year; up by 15.91% or 26,599 BNs registered from the total recorded 22,914 registered BNs in 2014.

It can be observed that new BN registration contributed 85% or 22,682 BNs to the total registration for the month. This figure records a 23% increase compared with October 2014 total new registered BNs of 13,631. On the other hand, there were 3,877 renewals or 15% to total transactions. This shows a decrease by 11% compared with the 4,335 renewals recorded for the same period in 2014.



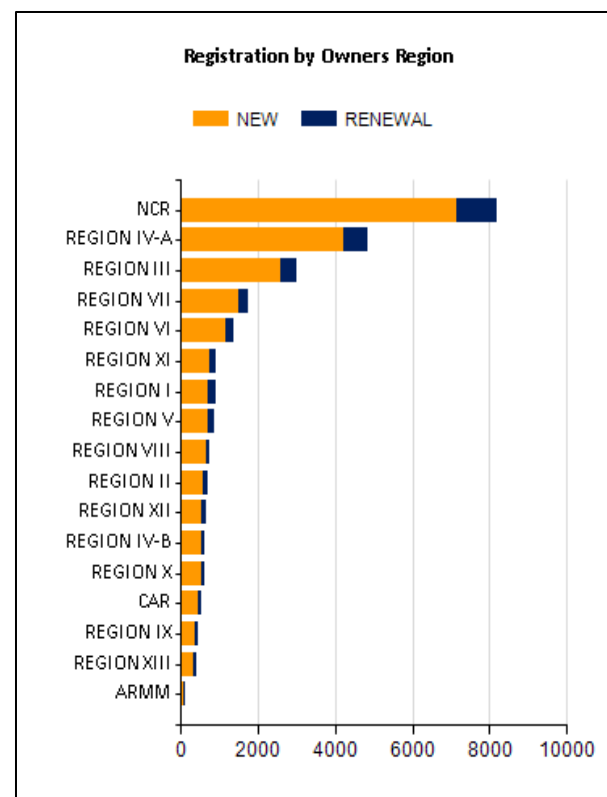


In terms of territorial scoping (i.e. National, Regional, City and Barangay), Barangay level records 10,921 registrations or a 3.8 decrease compared to October 2014 registration of 11,358. Registration at the City/ Municipality recorded 7,292 BNs or a 3% increase compared to last year's 7,077 BNs registered. Meantime, there were 5,400 BNs registered, or an increase of 141% from 2,266 in October 2015. This great upturn may be attributed to the Memorandum Circular No. 2015-017 issued by the Land Transportation Franchising and Regulatory Board (LTFRB) last May 30, 2015 which requires online ride sharing services companies such as UBER and GRAB Taxi to have the necessary franchise or provisional authority

before they can start operating. Part of the said registration requirements is the Certificate of Business Name from DTI. Remarkably, BN registration in line with transportation service increased by 394%, with 18,735 registrations recorded at the Regional level from June to October 2015, compared to 3,792 Regional registrations for the same period in 2014. Finally, BN registered at the National level is 2,876 (or 11% to total), an increase of 30% from last year's 2,213 BNs registered.

**Business Names (BN) Registration by Region based on Owner's Location  
October 2015**

Owners Region	NEW	RENEWAL	Total	% to Total
NATIONAL CAPITAL REGION (NCR)	7,157	1,043	8,200	31%
REGION 4-A (CALABARZON)	4,204	641	4,845	18%
REGION 3 (CENTRAL LUZON)	2,568	420	2,988	11%
REGION 7 (CENTRAL VISAYAS)	1,486	265	1,751	7%
REGION 6 (WESTERN VISAYAS)	1,148	222	1,370	5%
REGION 11 (DAVAO REGION)	724	182	906	3%
REGION 1 (ILOCOS REGION)	688	197	885	3%
REGION 5 (BICOL REGION)	685	159	844	3%
REGION 8 (EASTERN VISAYAS)	635	115	750	3%
REGION 2 (CAGAYAN VALLEY)	569	135	704	3%
REGION 12 (SOCCSKSARGEN)	537	105	642	2%
REGION 4-B (MIMAROPA)	520	104	624	2%
REGION 10 (NORTHERN MINDANAO)	527	76	603	2%
CORDILLERA ADMINISTRATIVE REGION (CAR)	461	75	536	2%
REGION 9 (ZAMBOANGA PENINSULA)	369	68	437	2%
REGION 13 (CARAGA)	329	68	397	1%
AUTONOMOUS REGION IN MUSLIM MINDANAO (ARMM)	75	2	77	0%
<b>Total</b>	<b>22,682</b>	<b>3,877</b>	<b>26,559</b>	<b>100%</b>

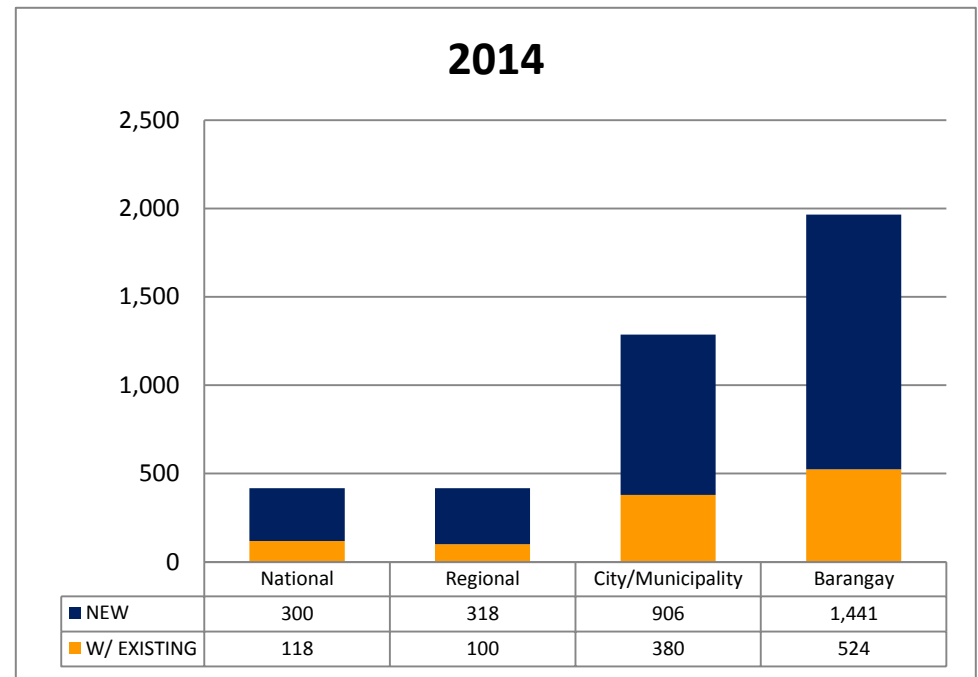
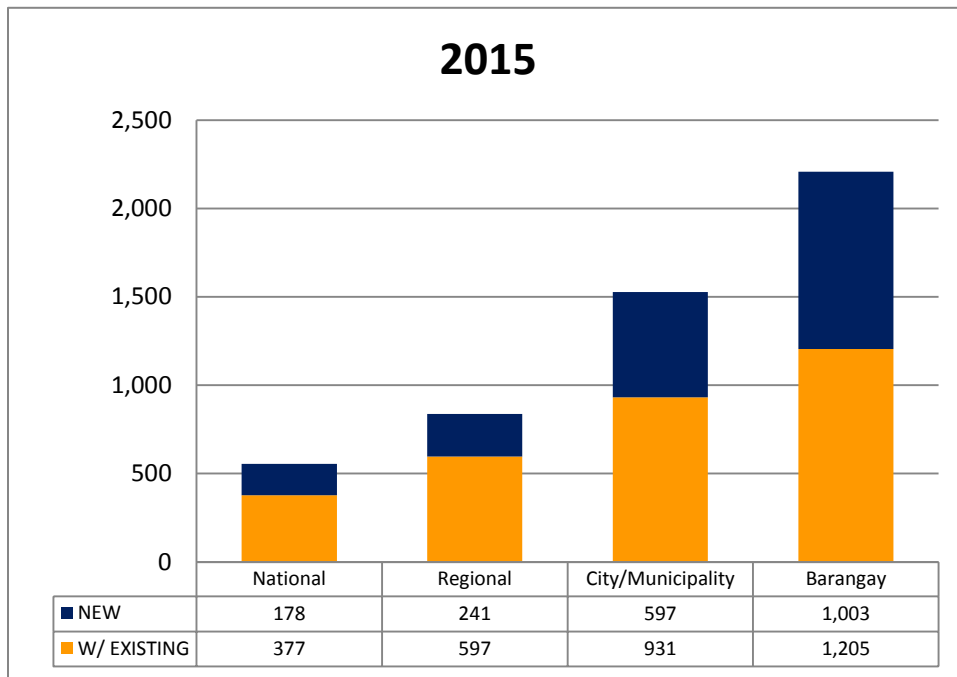


Based on owner's location, National Capital Region (NCR) registered the most number of BN registrants with 7,157 new and 1,043 renewals. This is followed by Region 4A with 4,204 and 641 (or combined representing 18% of the total), then by Region 3 with 2,568 and 420 new and renewal registrations, respectively.

## Business (BN) Registration by Scope

October 2015 vs 2014

PBR							
SCOPE	2015			2014			2014-2015 % Change
	New	w\Existing	Total	New	w\Existing	Total	
<b>National</b>	178	<b>377</b>	555	300	118	418	<b>3.3%</b>
<b>Regional</b>	241	<b>597</b>	838	318	100	418	<b>100.5%</b>
<b>City/Municipality</b>	597	<b>931</b>	1528	906	380	1286	<b>18.8%</b>
<b>Barangay</b>	1,003	<b>1,205</b>	2208	1,441	524	1965	<b>12.4%</b>
<b>Total</b>	<b>2,019</b>	<b>3,110</b>	<b>5,129</b>	2,965	1,122	<b>4,087</b>	<b>25.50%</b>



## %BNRS VS %PBR

October (2015 vs 2014)

	2015	2015%	2014	2014%
<b>BNRS</b>	<b>20,663</b>	<b>80%</b>	<b>15,614</b>	<b>79%</b>
<b>PBR</b>	<b>5,129</b>	<b>20%</b>	<b>4,087</b>	<b>21%</b>
<b>TOTAL</b>	<b>25,792</b>	<b>100%</b>	<b>19,701</b>	<b>100%</b>

*\*%BNRS VS %PBR = PBR new and with existing /TOTAL and BN new/TOTAL*

*\* BN new= New transactions though Web and Tellers*

