



BNRS

IN FIGURES

Monthly Report
as of September 2015

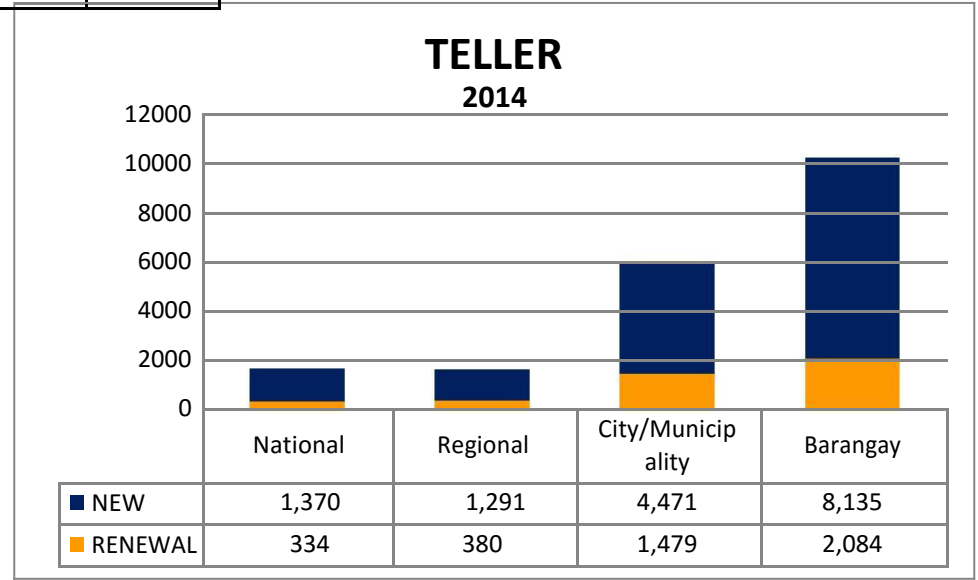
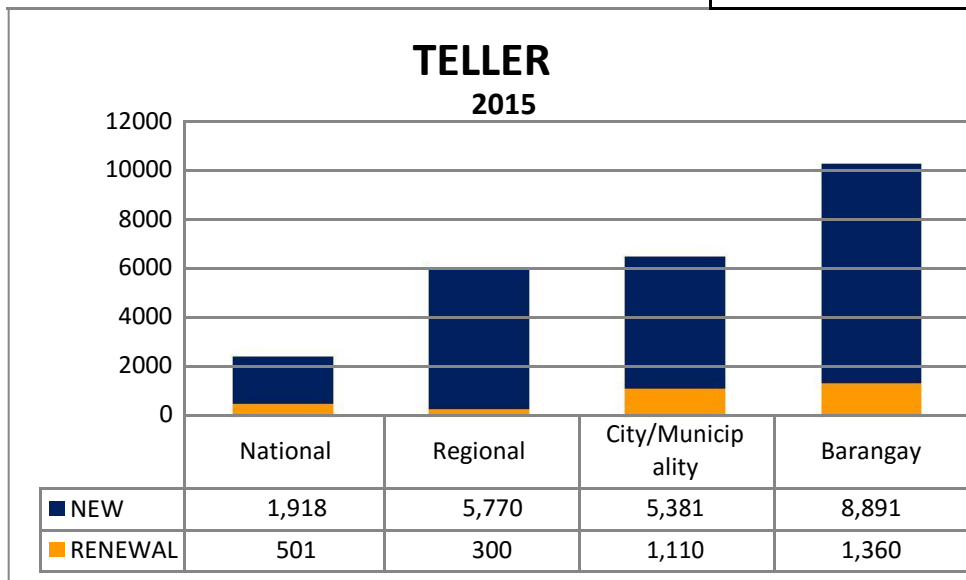
Business Name (BN) Registration

September 2015 vs 2014

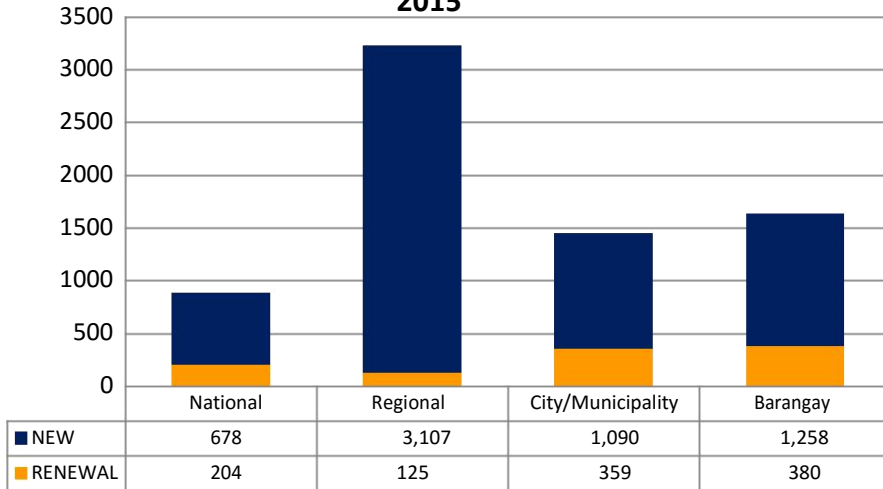
2015								
SCOPE	TELLER			WEB			PBR	Grand Total
	NEW	RENEWAL	Total	NEW	RENEWAL	Total	NEW	
National	1,918	501	2,419	678	204	882	174	3,475
Regional	5,770	300	6,070	3,107	125	3,232	315	9,617
City/Municipality	5,381	1,110	6,491	1,090	359	1,449	587	8,527
Barangay	8,891	1,360	10,251	1,258	380	1,638	973	12,862
Total	21,960	3,271	25,231	6,133	1,068	7,201	2,049	34,481

2014								
SCOPE	TELLER			WEB			PBR	Grand Total
	NEW	RENEWAL	Total	NEW	RENEWAL	Total	NEW	
National	1,370	334	1,704	408	63	471	294	2,469
Regional	1,291	380	1,671	264	29	293	379	2,343
City/Municipality	4,471	1,479	5,950	790	136	926	1,021	7,897
Barangay	8,135	2,084	10,219	1,018	153	1,171	1,576	12,966
Total	15,267	4,277	19,544	2,480	381	2,861	3,270	25,675

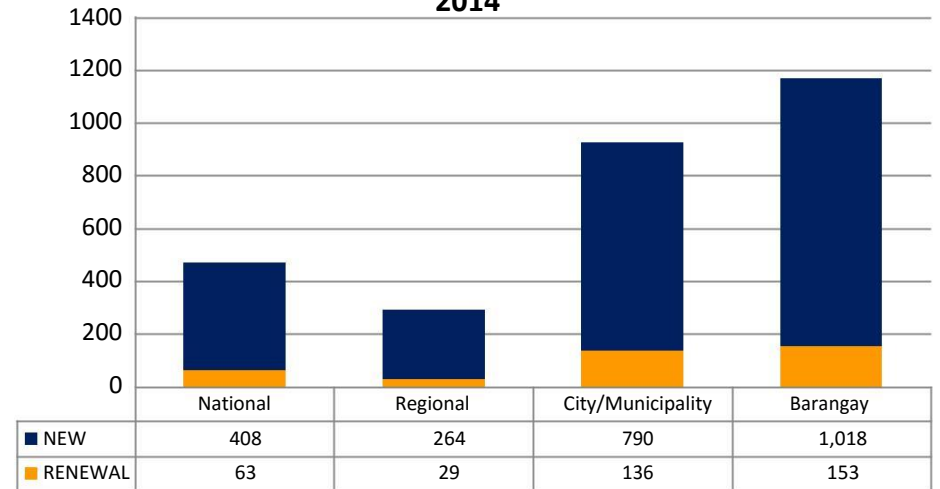
Change 2015 VS 2014	34.3%
----------------------------	--------------



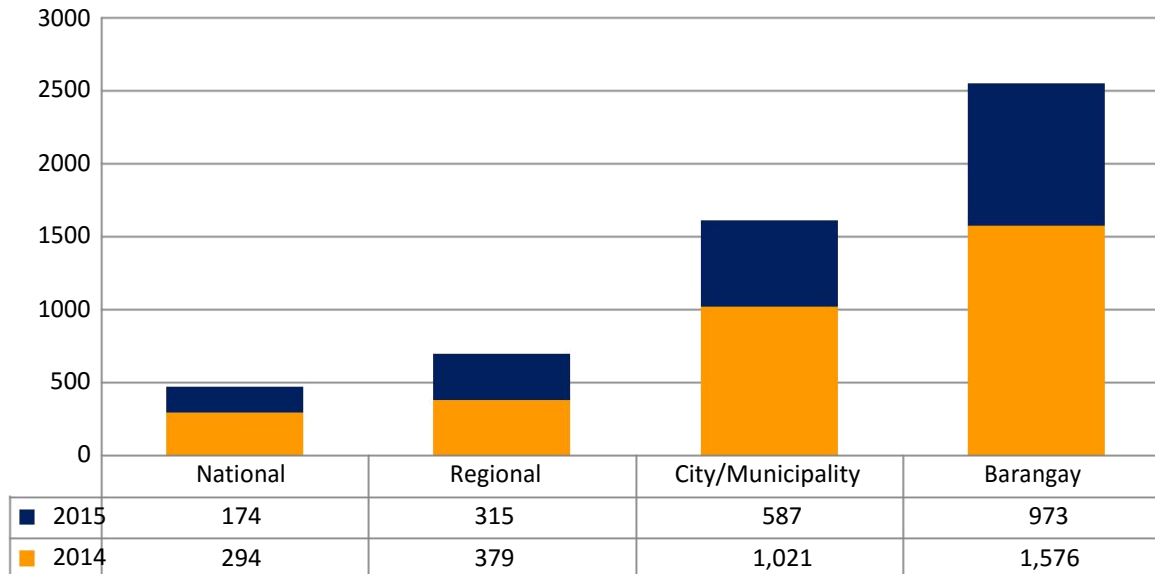
WEB 2015



WEB 2014



PBR 2015 AND 2014



-Business name Renewal is not applicable under PBR Source

Business Names (BN) Registration by Region based on Owner's Location

September 2015

Owners Region	NEW	RENEWAL	Total	%Total
NATIONAL CAPITAL REGION (NCR)	10,636	1,109	11745	34%
REGION 4-A (CALABARZON)	5,678	687	6365	18%
REGION 3 (CENTRAL LUZON)	3,671	512	4183	12%
REGION 7 (CENTRAL VISAYAS)	1,478	289	1767	5%
REGION 6 (WESTERN VISAYAS)	1,410	256	1666	5%
REGION 1 (ILOCOS REGION)	1,017	264	1281	4%
REGION 11 (DAVAO REGION)	805	184	989	3%
REGION 8 (EASTERN VISAYAS)	826	132	958	3%
REGION 2 (CAGAYAN VALLEY)	731	182	913	3%
REGION 5 (BICOL REGION)	645	170	815	2%
CORDILLERA ADMINISTRATIVE REGION (CAR)	641	90	731	2%
REGION 10 (NORTHERN MINDANAO)	605	123	728	2%
REGION 12 (SOCCSKSARGEN)	598	109	707	2%
REGION 4-B (MIMAROPA)	587	117	704	2%
REGION 13 (CARAGA)	384	48	432	1%
REGION 9 (ZAMBOANGA PENINSULA)	313	61	374	1%
AUTONOMOUS REGION IN MUSLIM MINDANAO (ARMM)	117	6	123	0%
Total	30,142	4,339	34,481	100.00%

