



BNRS

IN FIGURES

Monthly Report
as of August 2015

Business Name (BN) Registration

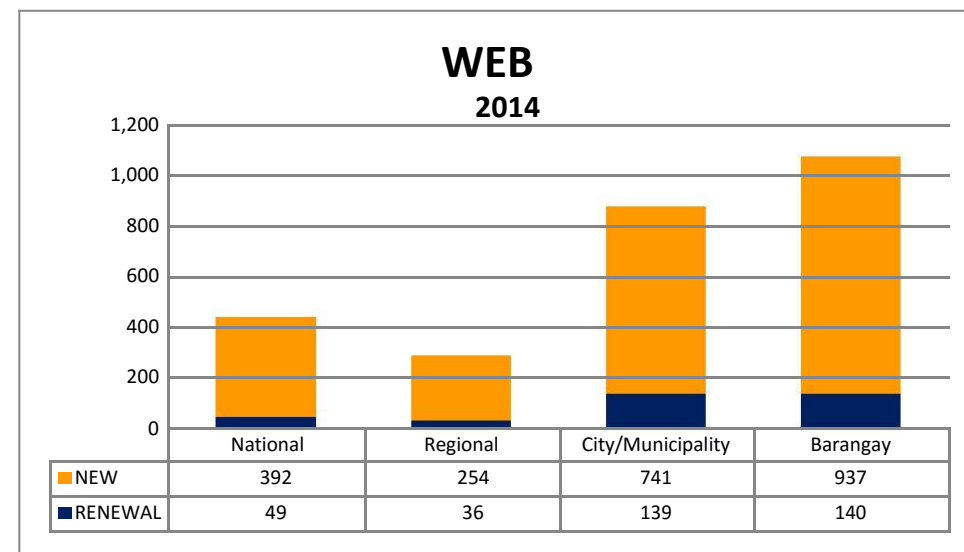
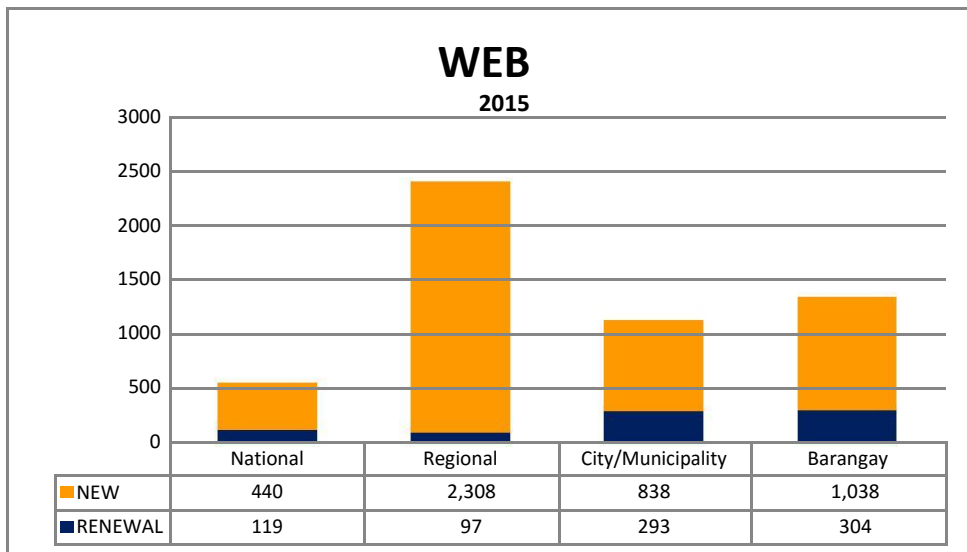
August 2015 vs 2014

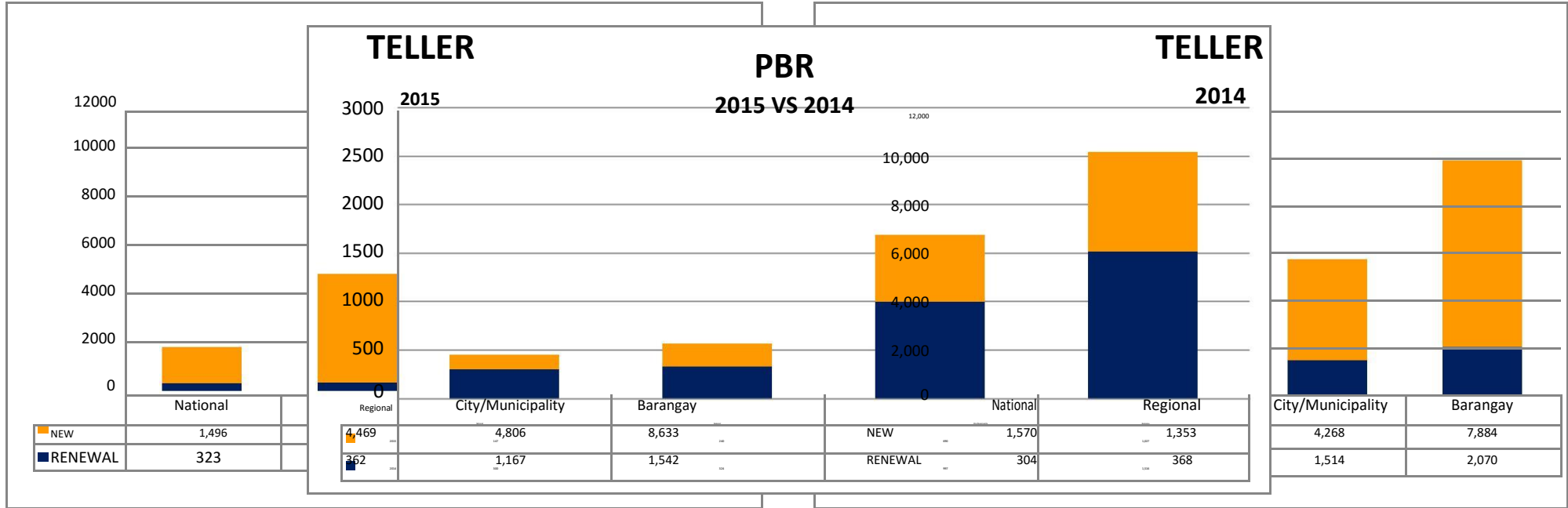
2015								
SCOPE	TELLER			WEB			PBR	Grand Total
	NEW	RENEWAL	Total	NEW	RENEWAL	Total	NEW	
National	1,496	323	1,819	440	119	559	147	2,525
Regional	4,469	362	4,831	2,308	97	2,405	240	7,476
City/Municipality	4,806	1,167	5,973	838	293	1,131	690	7,794
Barangay	8,633	1,542	10,175	1,038	304	1,342	1,027	12,544
Total	19,404	3,394	22,798	4,624	813	5,437	2,104	30,339

2014								
SCOPE	TELLER			WEB			PBR	Grand Total
	NEW	RENEWAL	Total	NEW	RENEWAL	Total	NEW	
National	1,570	304	1,874	392	49	441	300	2,615
Regional	1,353	368	1,721	254	36	290	324	2,335
City/Municipality	4,268	1,514	5,782	741	139	880	997	7,659
Barangay	7,884	2,070	9,954	937	140	1,077	1,516	12,547
Total	15,076	4,256	19,332	2,324	364	2,688	3,137	25,157

Change 2015 VS 2014

20.59%





-Business name Renewal is not applicable under PBR Source

Business Names (BN) Registration by Region based on Owner's Location

August 2015

Owners Region	NEW	RENEWAL	Total	%Total
NATIONAL CAPITAL REGION (NCR)	8,541	981	9522	31%
REGION 4-A (CALABARZON)	4,955	659	5614	19%
REGION 3 (CENTRAL LUZON)	2,877	489	3366	11%
REGION 6 (WESTERN VISAYAS)	1,409	249	1658	5%
REGION 7 (CENTRAL VISAYAS)	1,379	278	1657	5%
REGION 1 (ILOCOS REGION)	912	254	1166	4%
REGION 11 (DAVAO REGION)	777	207	984	3%
REGION 5 (BICOL REGION)	660	188	848	3%
REGION 2 (CAGAYAN VALLEY)	691	153	844	3%
REGION 8 (EASTERN VISAYAS)	677	130	807	3%
REGION 10 (NORTHERN MINDANAO)	616	131	747	2%
REGION 4-B (MIMAROPA)	596	130	726	2%
REGION 12 (SOCCSKSARGEN)	601	119	720	2%
CORDILLERA ADMINISTRATIVE REGION (CAR)	564	84	648	2%
REGION 13 (CARAGA)	432	74	506	2%
REGION 9 (ZAMBOANGA PENINSULA)	340	74	414	1%
AUTONOMOUS REGION IN MUSLIM MINDANAO (ARMM)	105	7	112	0%
Total	26,132	4,207	30,339	100.00%

