



BNRS

IN FIGURES

Monthly Report⁰
as of May 2015

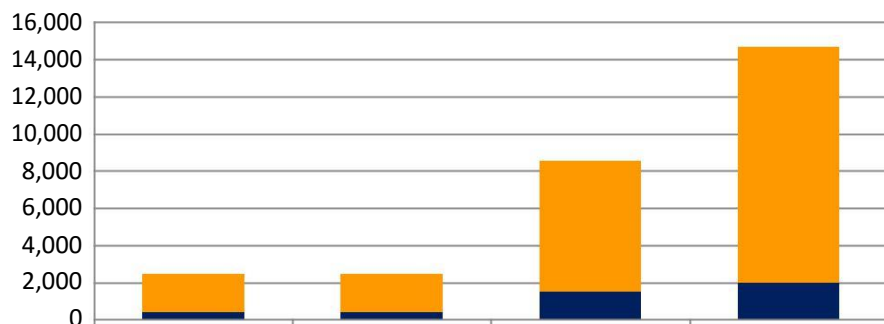
Business Name (BN) Registration by Scope

May 2015 vs 2014

TRANSACTION SCOPE	2015			2014			2014 to 2015 % Change
	New	Renewal	Total	New	Renewal	Total	
National	2,079	389	2,468	1,708	339	2,047	20.6%
Regional	2,090	397	2,487	1,878	397	2,275	9.3%
City/Municipality	7,015	1,521	8,536	7,020	1,832	8,852	-3.6%
Barangay	12,704	1,974	14,678	12,848	2,553	15,401	-4.7%
Total	23,888	4,281	28,169	23,454	5,121	28,575	-1.4%

BN REGISTRATION BY SCOPE

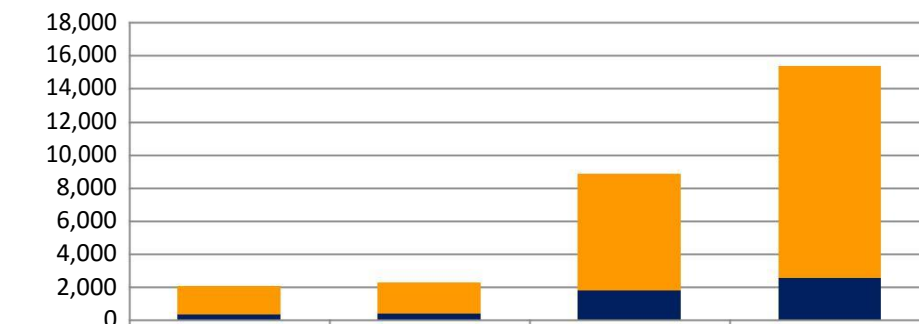
MAY 2015



■	New	2,079	2,090	7,015	12,704
■	Renewal	389	397	1,521	1,974

BN REGISTRATION BY SCOPE

MAY 2014

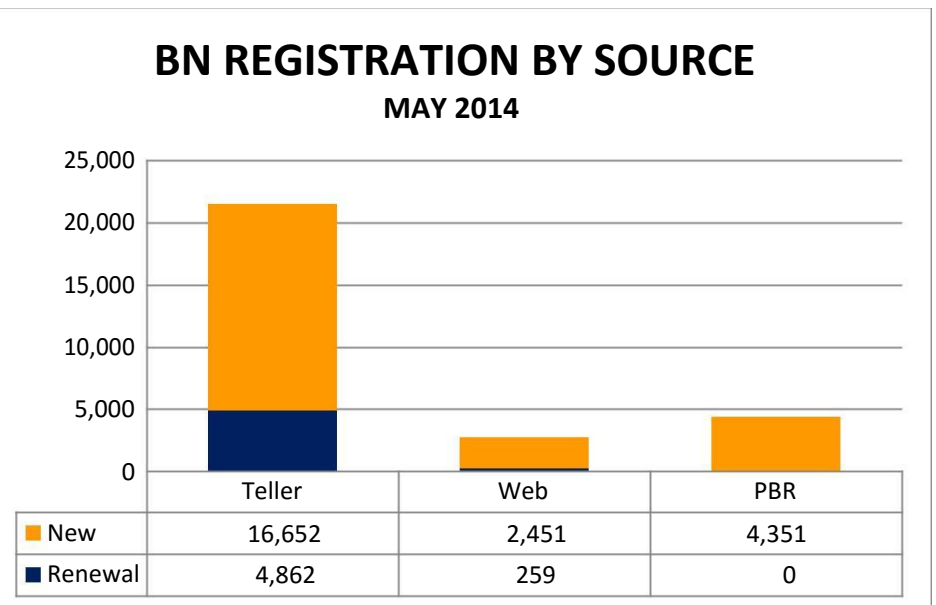
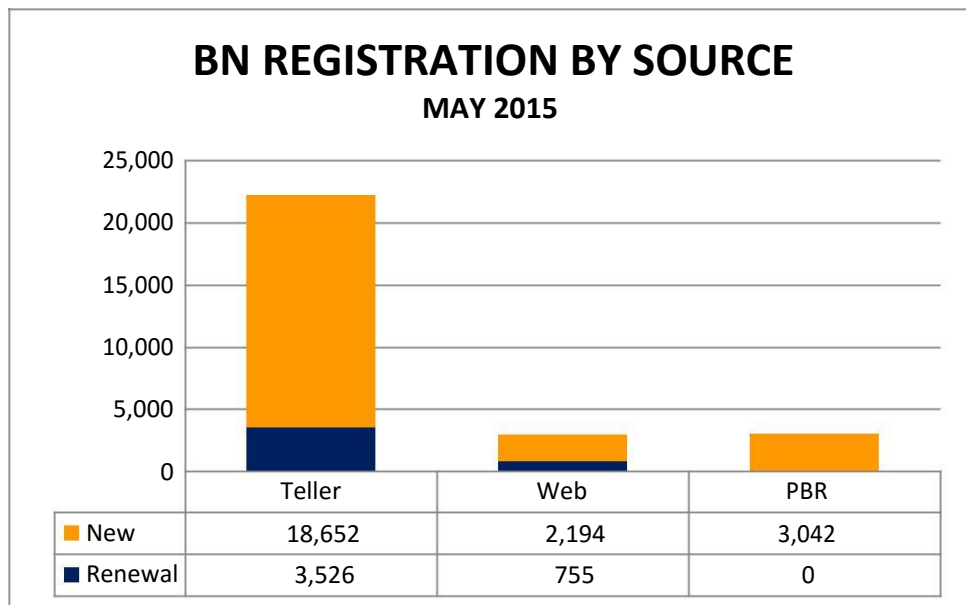


■	New	1,708	1,878	7,020	12,848
■	Renewal	339	397	1,832	2,553

Business Name (BN) Registration by Source

May 2015 vs 2014

TRANSACTION SOURCE	2015			2014			2014 to 2015 % Change
	New	Renewal	Total	New	Renewal	Total	
Teller	18,652	3,526	22,178	16,652	4,862	21,514	3.1%
Web	2,194	755	2,949	2,451	259	2,710	8.9%
PBR	3,042	*	3,042	4,351	*	4,351	-30.9%
Total	23,888	4,281	28,169	23,454	5,121	28,575	-1.4%



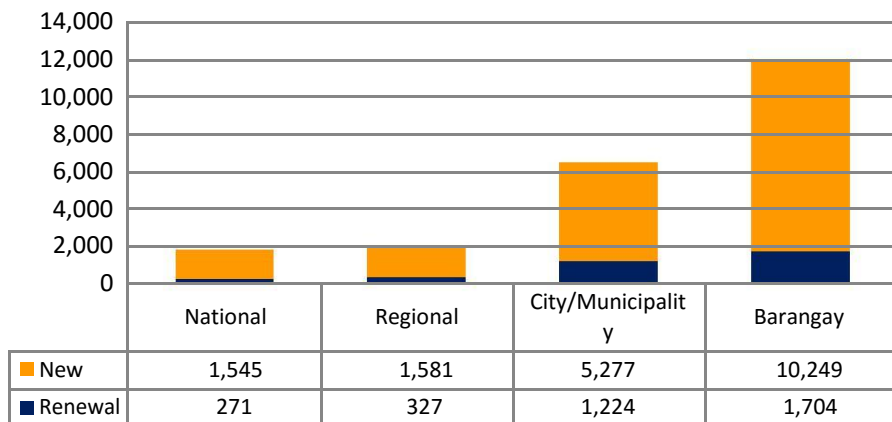
**Business name renewal is not applicable under PBR source*

Business Name (BN) Registration by Scope per Source (Teller)

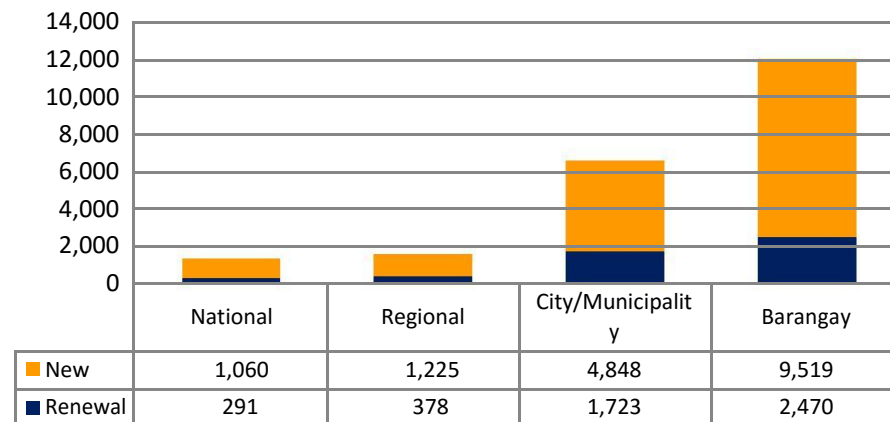
May 2015 vs 2014

Teller							
SCOPE PER SOURCE (TELLER)	2015			2014			2014 to 2015 % Change
	New	Renewal	Total	New	Renewal	Total	
National	1,545	271	1,816	1,060	291	1,351	34.4%
Regional	1,581	327	1,908	1,225	378	1,603	19.0%
City/Municipality	5,277	1,224	6,501	4,848	1,723	6,571	-1.1%
Barangay	10,249	1,704	11,953	9,519	2,470	11,989	-0.3%
Total	18,652	3,526	22,178	16,652	4,862	21,514	-3.08%

**TELLER
MAY 2015**



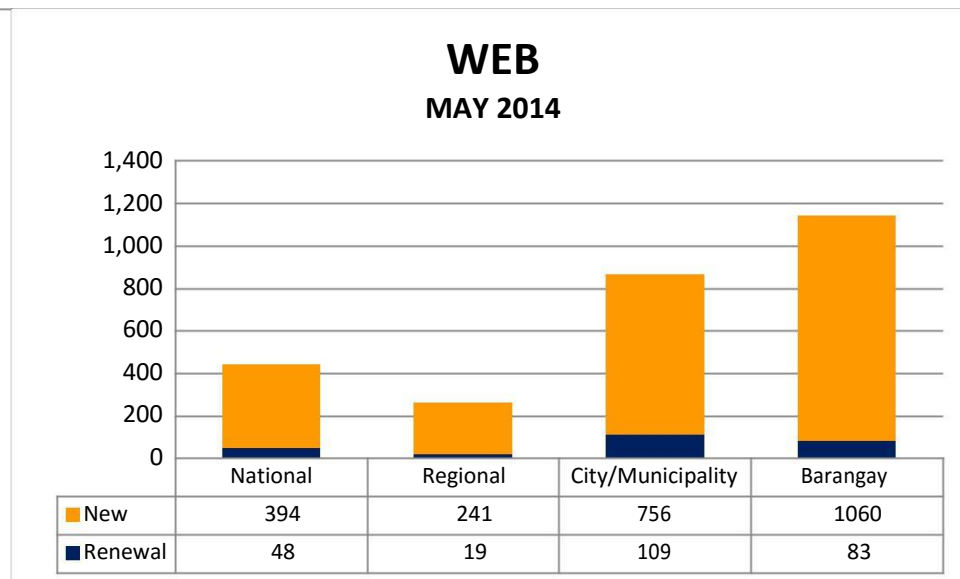
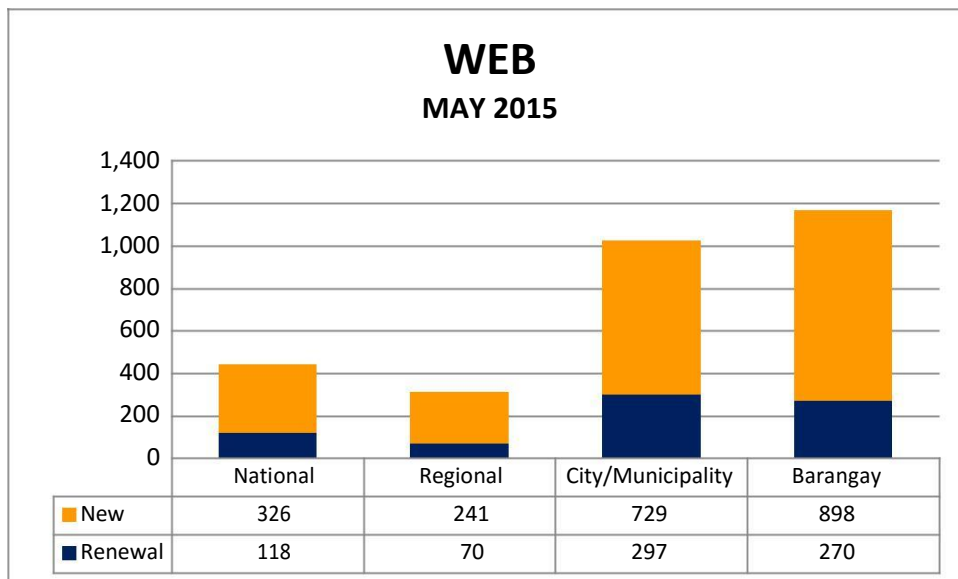
**TELLER
MAY 2014**



Business Name (BN) Registration by Scope per Source (Web)

May 2015 vs 2014

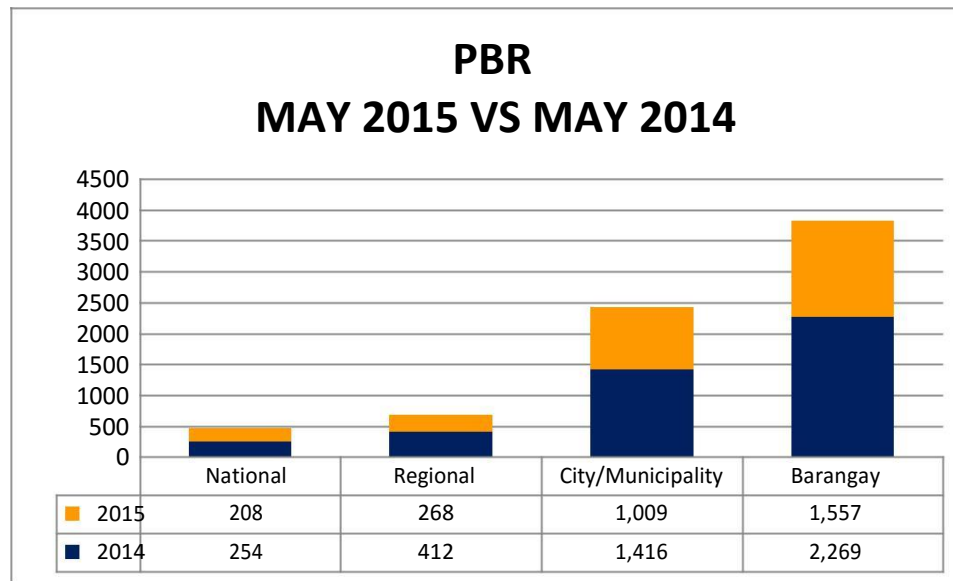
Web							
SCOPE PER SOURCE (WEB)	2015			2014			2014 to 2015 % Change
	New	Renewal	Total	New	Renewal	Total	
National	326	118	444	394	48	442	27.0%
Regional	241	70	311	241	19	260	37.8%
City/Municipality	729	297	1,026	756	109	865	69.5%
Barangay	898	270	1,168	1060	83	1,143	83.5%
Total	2,194	755	2,949	2451	259	2,710	63.4%



Business Name (BN) Registration by Scope per Source (PBR)*

May 2015 vs 2014

PBR					
	2015		2014		2014 to 2015 % Change
	New	Total	New	Total	
National	208	208	254	254	9.1%
Regional	268	268	412	412	10.1%
City/Municipality	1,009	1,009	1,416	1,416	0.2%
Barangay	1,557	1,557	2,269	2,269	-8.7%
Total	3,042	3,042	4,351	4,351	-3.2%



**Business name renewal is not applicable under PBR source*

Business Names (BN) Registration by Region based on Owner's Location

May 2015

	New	Renewal	Total	%Total
NCR (NATIONAL CAPITAL REGION)	5,177	939	6,116	21.71%
REGION IV-A (CALABARZON)	4,033	658	4,691	16.65%
REGION III (CENTRAL LUZON)	2,897	478	3,375	11.98%
REGION VII (CENTRAL VISAYAS)	1,564	354	1,918	6.81%
REGION VI (WESTERN VISAYAS)	1,551	274	1,825	6.48%
REGION I (ILOCOS REGION)	1,234	287	1,521	5.40%
REGION XI (DAVAO REGION)	1,075	162	1,237	4.39%
REGION II (CAGAYAN VALLEY)	891	156	1,047	3.72%
REGION VIII (EASTERN VISAYAS)	897	129	1,026	3.64%
REGION V (BICOL REGION)	754	211	965	3.43%
REGION X (NORTHERN MINDANAO)	773	131	904	3.21%
REGION XII (SOCCSKSARGEN)	740	122	862	3.06%
REGION IV-B (MIMAROPA)	606	103	709	2.52%
CAR (CORDILLERA ADMINISTRATIVE REGION)	604	95	699	2.48%
REGION XIII(CARAGA)	508	75	583	2.07%
REGION IX (ZAMBOANGA PENINSULA)	456	97	553	1.96%
ARMM (AUTONOMOUS REGION IN MUSLIM MINDANAO)	128	10	138	0.49%
TOTAL	23,888	4,281	28,169	100.00%

