



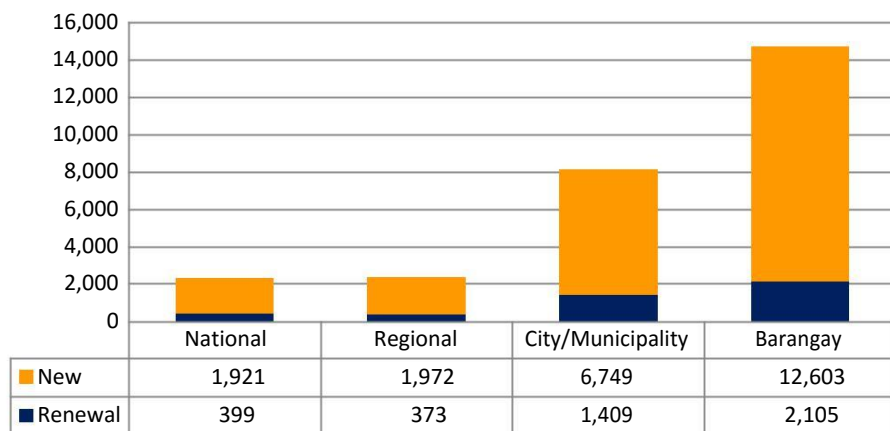
BNRS IN FIGURES

**Monthly Report
as of April 2015**

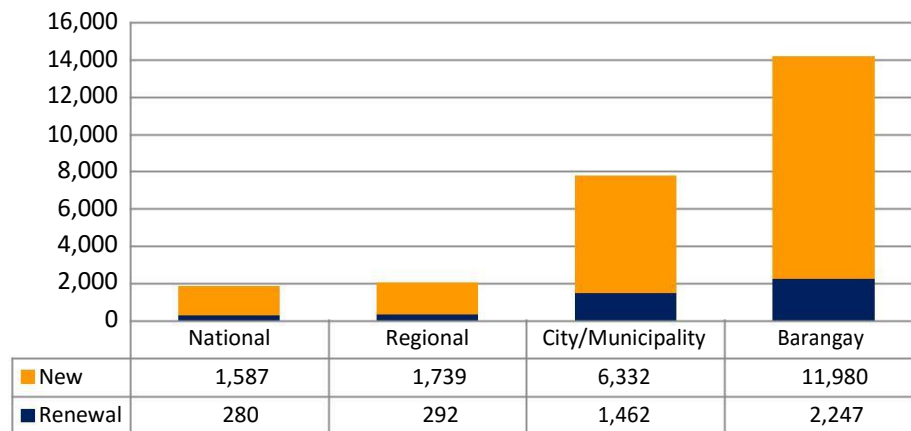
Business Name (BN) Registration by Scope April 2015 vs 2014

TRANSACTION SCOPE	2015			2014			2014 to 2015
	New	Renewal	Total	New	Renewal	Total	% Change
National	1,921	399	2,320	1,587	280	1,867	24.3%
Regional	1,972	373	2,345	1,739	292	2,031	15.5%
City/Municipality	6,749	1,409	8,158	6,332	1,462	7,794	4.7%
Barangay	12,603	2,105	14,708	11,980	2,247	14,227	3.4%
Total	23,245	4,286	27,531	21,638	4,281	25,919	6.2%

BN REGISTRATION BY SCOPE APRIL 2015

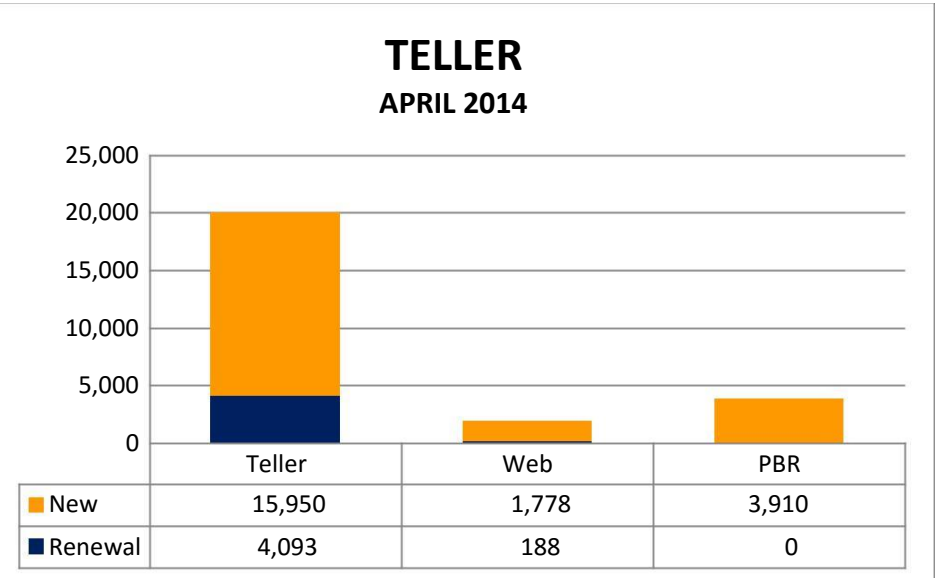
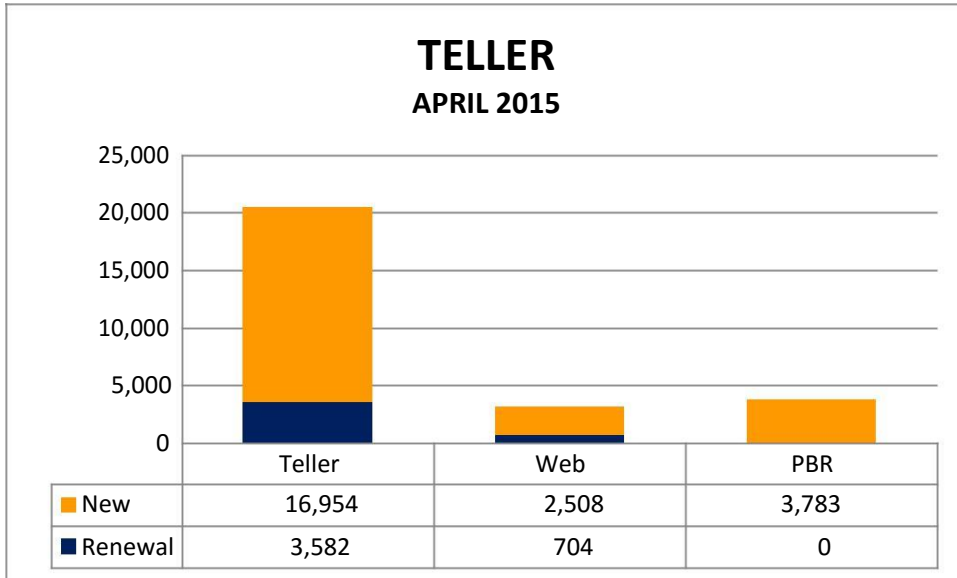


BN REGISTRATION BY SCOPE APRIL 2014



**Business Name (BN) Registration by Source
April 2015 vs 2014**

TRANSACTION SOURCE	2015			2014			2014 to 2015 % Change
	New	Renewal	Total	New	Renewal	Total	
Teller	16,954	3,582	20,536	15,950	4,093	20,043	2.5%
Web	2,508	704	3,212	1,778	188	1,966	63.4 %
PBR	3,783	*	3,783	3,910	*	3,910	-3.2%
Total	23,245	4,286	27,531	21,638	4,281	25,919	6.2%

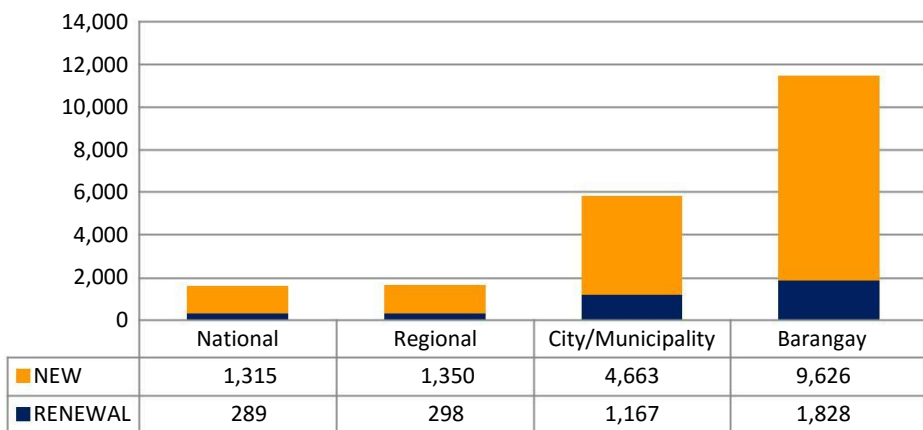


**Business name Renewal is not applicable under PBR Source*

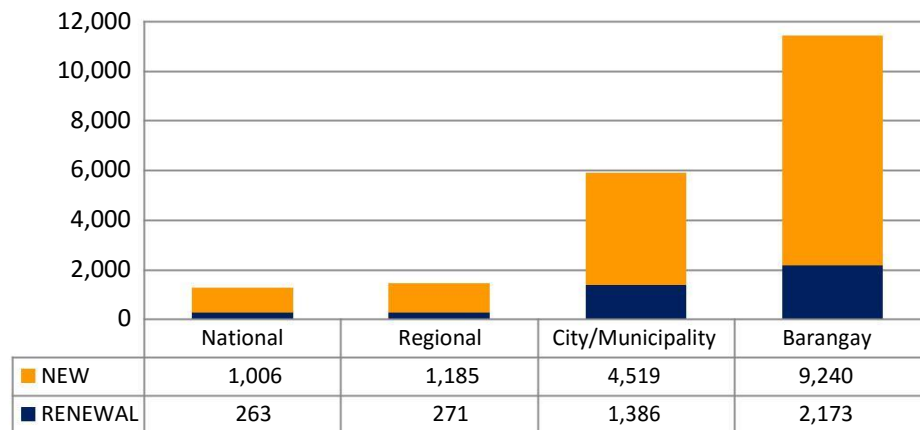
Business Name (BN) Registration by Scope per Source (Teller)
April 2015 vs 2014

Teller							
SCOPE PER SOURCE (TELLER)	2015			2014			2014 to 2015 % Change
	New	Renewal	Total	New	Renewal	Total	
National	1,315	289	1,604	1,006	263	1,269	26.4%
Regional	1,350	298	1,648	1,185	271	1,456	13.2%
City/Municipality	4,663	1,167	5,830	4,519	1,386	5,905	-1.3%
Barangay	9,626	1,828	11,454	9,240	2,173	11,413	0.4%
Total	16,954	3,582	20,536	15,950	4,093	20,043	2.5%

TELLER
APRIL 2015



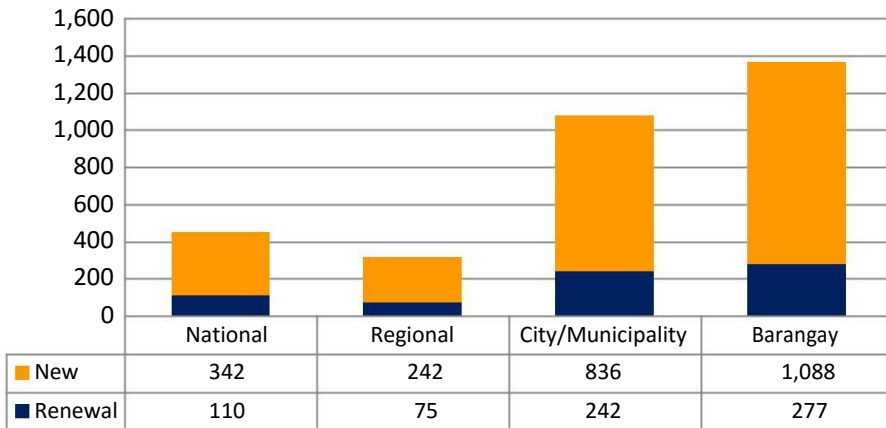
TELLER
APRIL 2014



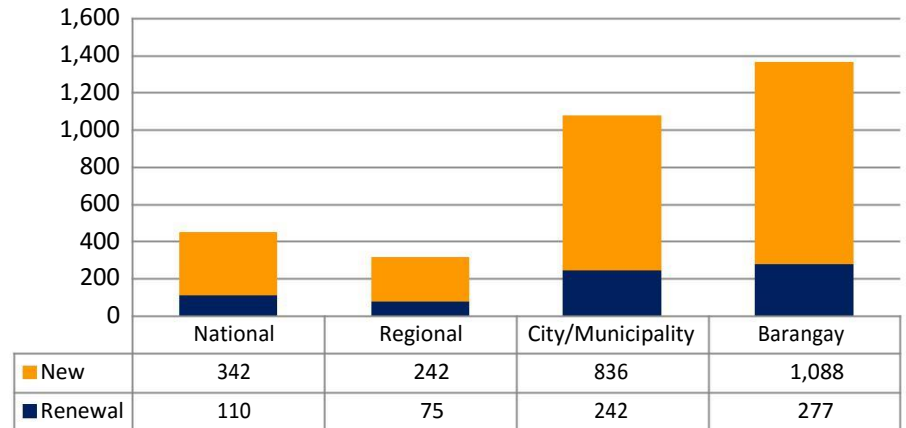
**Business Name (BN) Registration by Scope per Source (Web)
April 2015 vs 2014**

Web							
SCOPE PER SOURCE (WEB)	2015			2014			2014 to 2015 % Change
	New	Renewal	Total	New	Renewal	Total	
National	342	110	452	339	17	356	30.0%
Regional	242	75	317	209	21	230	37.8%
City/Municipality	836	242	1,078	560	76	636	69.5%
Barangay	1,088	277	1,365	670	74	744	83.5%
Total	2,508	704	3,212	1,778	188	1,966	63.4%

**WEB
APRIL 2015**

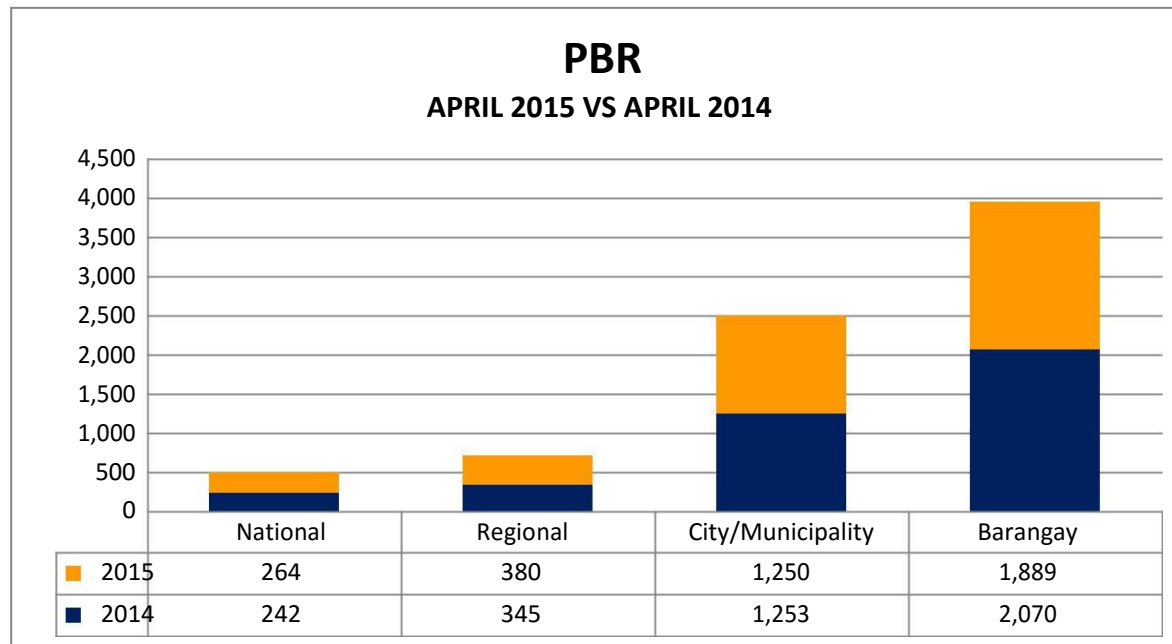


**WEB
APRIL 2014**



**Business Name (BN) Registration by Scope per Source (PBR)*
April 2015 vs 2014**

PBR					
SCOPE PER SOURCE (PBR)	2015		2014		2014 to 2015 % Change
	New	Total	New	Total	
National	264	264	242	242	9.1%
Regional	380	380	345	345	10.1%
City/Municipality	1,250	1,250	1,253	1,253	0.2%
Barangay	1,889	1,889	2,070	2,070	-8.7%
Total	3,783	3,783	3,910	3,910	-3.2%



**Business name Renewal is not applicable under PBR Source*

Business Names (BN) Registration by Region based on Owner's Location April 2015

	New	Renewal	Total	%Total
NCR (NATIONAL CAPITAL REGION)	5,123	918	6,041	21.94%
REGION IV-A (CALABARZON)	4,059	677	4,736	17.20%
REGION III (CENTRAL LUZON)	2,724	514	3,238	11.76%
REGION VII (CENTRAL VISAYAS)	1,472	332	1,804	6.55%
REGION VI (WESTERN VISAYAS)	1,402	234	1,636	5.94%
REGION I (ILOCOS REGION)	1,223	306	1,529	5.55%
REGION XI (DAVAO REGION)	1,079	176	1,255	4.56%
REGION VIII (EASTERN VISAYAS)	994	114	1,108	4.02%
REGION IV-B (MIMAROPA)	779	146	925	3.36%
REGION X (NORTHERN MINDANAO)	741	134	875	3.18%
REGION XII (SOCCSKSARGEN)	723	148	871	3.16%
REGION V (BICOL REGION)	694	174	868	3.15%
REGION II (CAGAYAN VALLEY)	693	132	825	3.00%
CAR (CORDILLERA ADMINISTRATIVE REGION)	577	95	672	2.44%
REGION XIII(CARAGA)	454	76	530	1.93%
REGION IX (ZAMBOANGA PENINSULA)	406	108	514	1.87%
ARMM (AUTONOMOUS REGION IN MUSLIM MINDANAO)	102	2	104	0.38%
TOTAL	23,245	4,286	27,531	100.00%

