



BNRS IN FIGURES

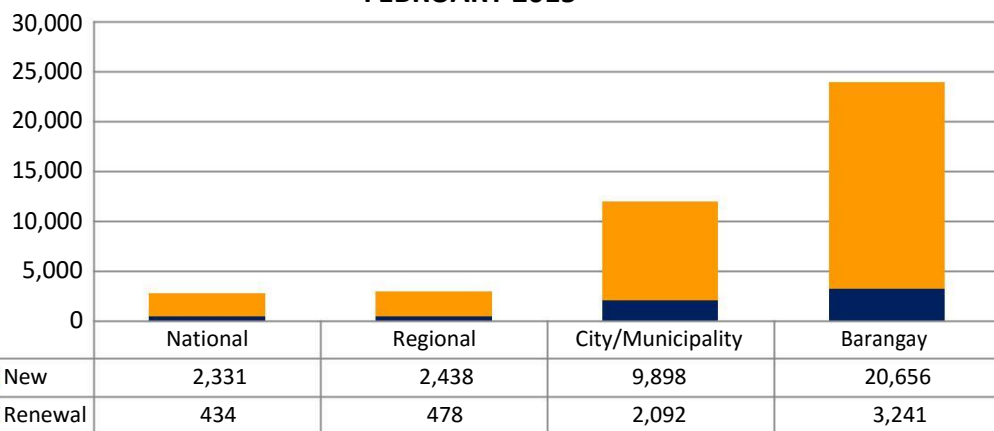
**Monthly Report
as of February 2015**

Business Name (BN) Registration by Scope February 2015 vs 2014

TRANSACTION SCOPE	2015			2014			2014 to 2015 % Change
	New	Renewal	Total	New	Renewal	Total	
National	2,331	434	2,765	2,066	368	2,434	
Regional	2,438	478	2,916	2,338	452	2,790	5%
City/Municipality	9,898	2,092	11,990	9,611	2,357	11,968	0%
Barangay	20,656	3,241	23,897	20,022	3,705	23,727	1%
Total	35,323	6,245	41,568	34,037	6,882	40,919	2%

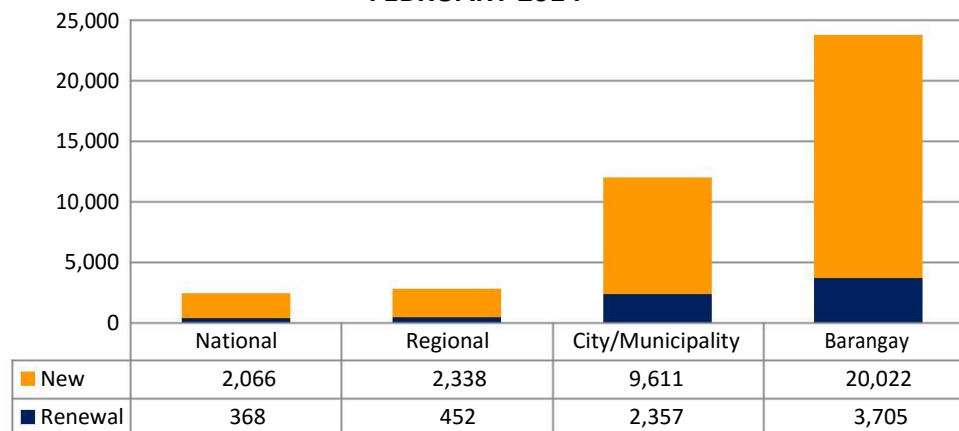
BN REGISTRATION BY SCOPE

FEBRUARY 2015



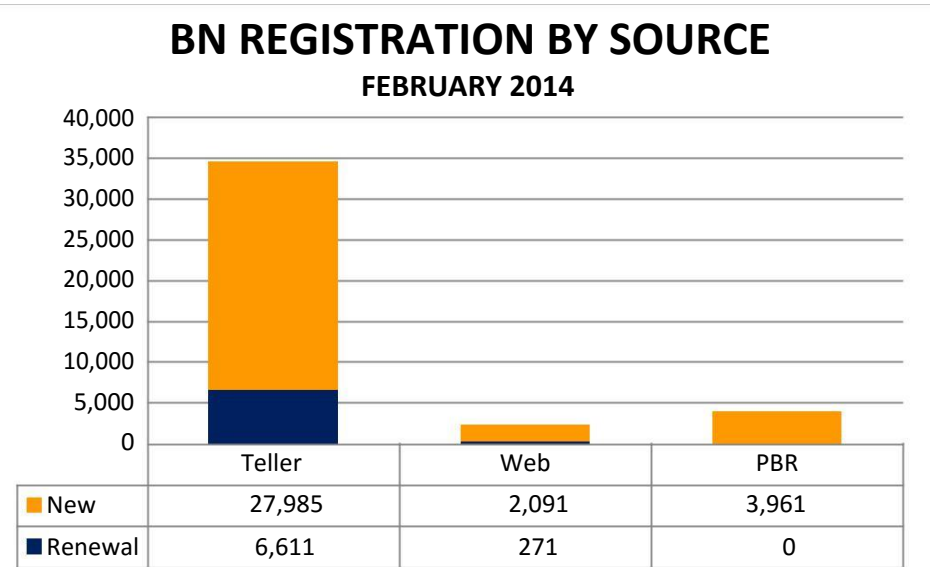
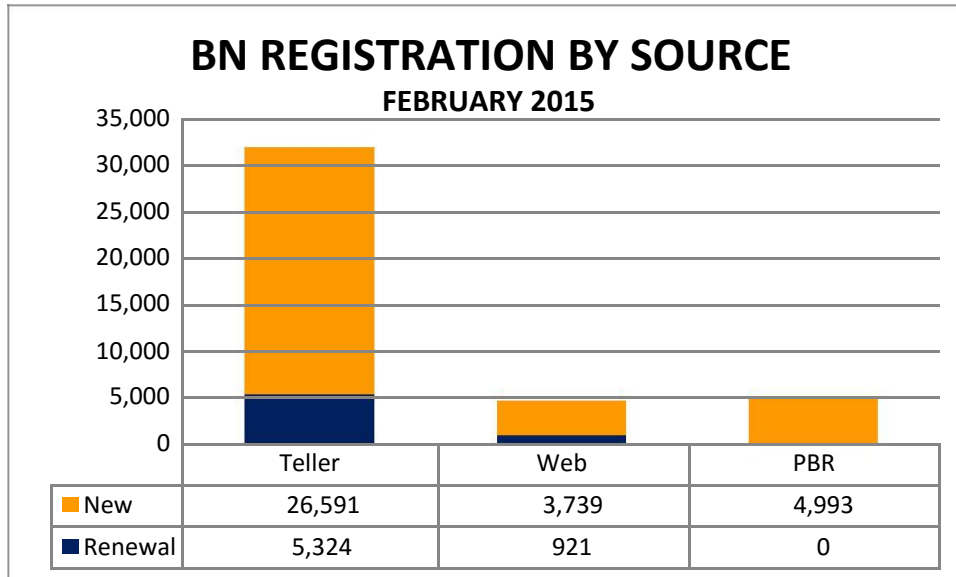
BN REGISTRATION BY SCOPE

FEBRUARY 2014



**Business Name (BN) Registration by Source
February 2015 vs 2014**

TRANSACTION SOURCE	2015			2014			2014 to 2015 % Change
	New	Renewal	Total	New	Renewal	Total	
Teller	26,591	5,324	31,915	27,985	6,611	34,596	-8%
Web	3,739	921	4,660	2,091	271	2,362	97%
PBR	4,993	*	4,993	3,961	*	3,961	26%
Total	35,323	6,245	41,568	34,037	6,882	40,919	2%

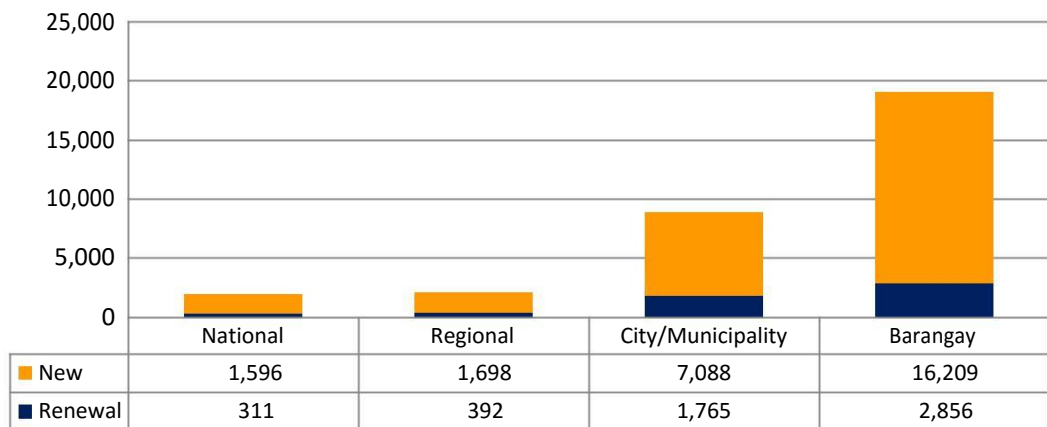


*Business name Renewal is not applicable under PBR Source

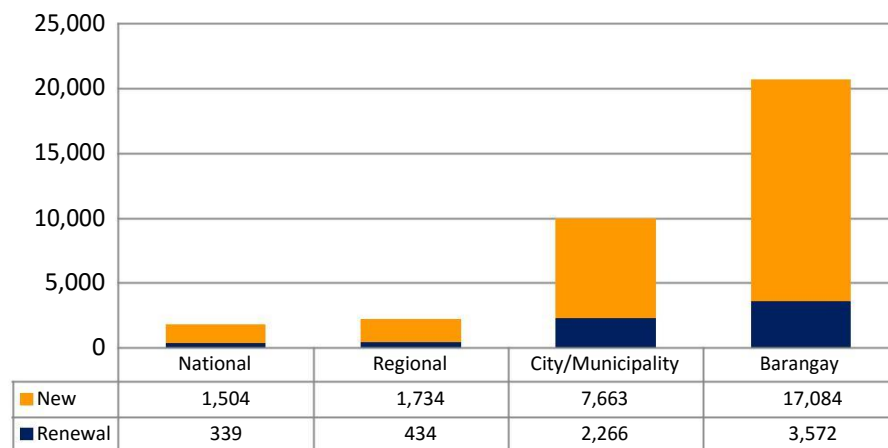
**Business Name (BN) Registration by Scope per Source (Teller)
February 2015 vs 2014**

Teller							
SCOPE PER SOURCE(TELLER)	2015			2014			2014 to 2015 % Change
	New	Renewal	Total	New	Renewal	Total	
National	1,596	311	1,907	1,504	339	1,843	0%
Regional	1,698	392	2,090	1,734	434	2,168	-4%
City/Municipality	7,088	1,765	8,853	7,663	2,266	9,929	-11%
Barangay	16,209	2,856	19,065	17,084	3,572	20,656	-8%
Total	26,591	5,324	31,915	27,985	6,611	34,596	-8%

**TELLER
FEBRUARY 2015**



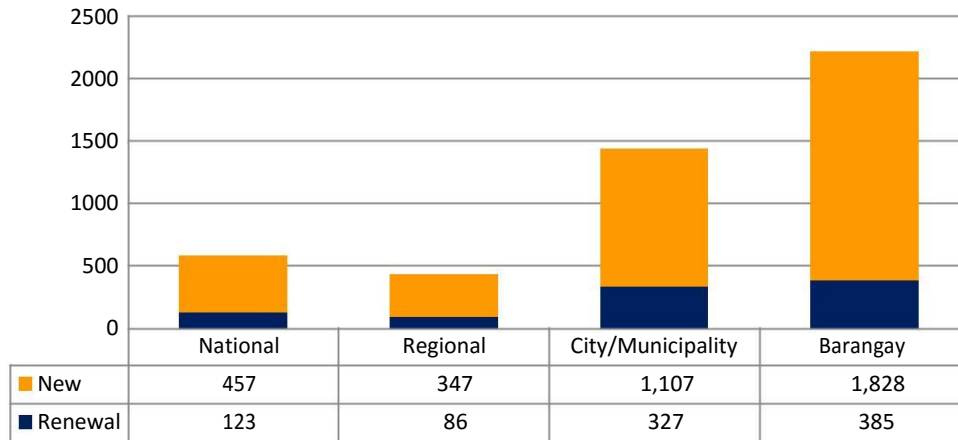
**TELLER
FEBRUARY 2014**



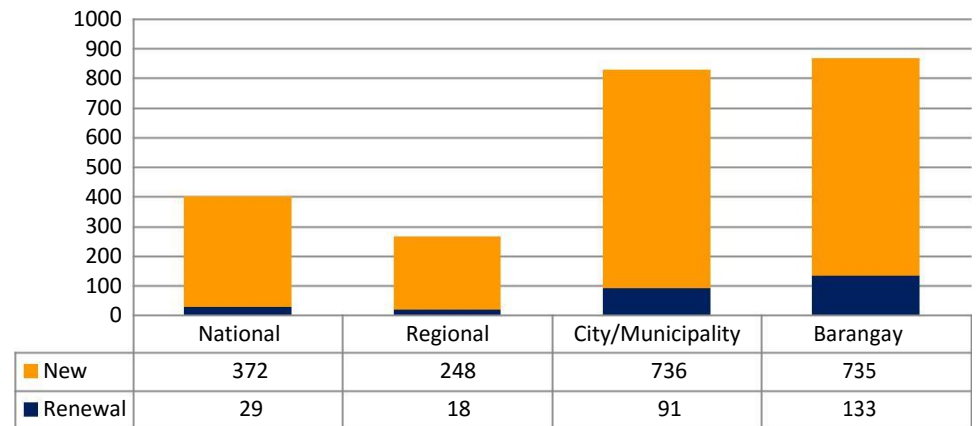
**Business Name (BN) Registration by Scope per Source (Web)
February 2015 vs 2014**

Web							
SCOPE PER SOURCE (WEB)	2015			2014			2014 to 2015 % Change
	New	Renewal	Total	New	Renewal	Total	
National	457	123	580	372	29	401	44%
Regional	347	86	433	248	18	266	63%
City/Municipality	1,107	327	1,434	736	91	827	73%
Barangay	1,828	385	2,213	735	133	868	155%
Total	3,739	921	4,660	2,091	271	2,362	97%

**WEB
FEBRUARY 2015**

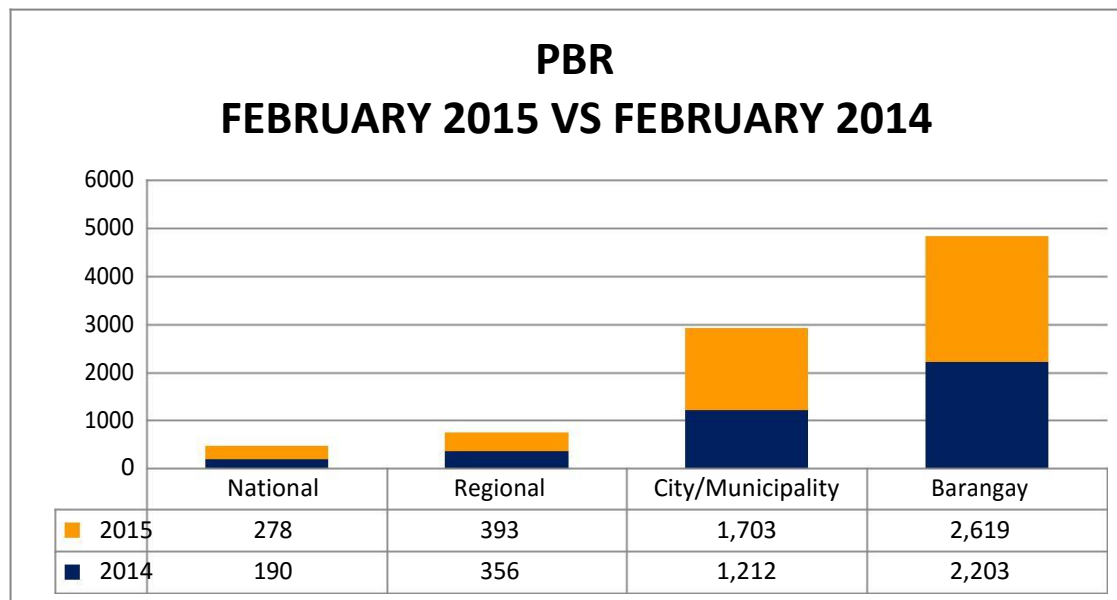


**WEB
FEBRUARY 2014**



**Business Name (BN) Registration by Scope per Source (PBR)*
February 2015 vs 2014**

PBR					
SCOPE PER SOURCE (PBR)	2015		2014		2014 to 2015 % Change
	New	Total	New	Total	
National	278	278	190	190	46%
Regional	393	393	356	356	10%
City/Municipality	1,703	1,703	1,212	1,212	41%
Barangay	2,619	2,619	2,203	2,203	19%
Total	4,993	4,993	3,961	3,961	26%



**Business name Renewal is not applicable under PBR Source*

Business Names (BN) Registration by Region based on Owner's Location February 2015

	New	Renewal	Total	%Total
NCR (NATIONAL CAPITAL REGION)	6,993	1,131	8,124	20%
REGION IV-A (CALABARZON)	6,499	1,099	7,598	18%
REGION III (CENTRAL LUZON)	3,779	813	4,592	11%
REGION VI (WESTERN VISAYAS)	2,352	300	2,652	6%
REGION VII (CENTRAL VISAYAS)	2,164	390	2,554	6%
REGION I (ILOCOS REGION)	1,969	502	2,471	6%
REGION VIII (EASTERN VISAYAS)	1,618	247	1,865	4%
REGION XI (DAVAO REGION)	1,490	257	1,747	4%
REGION IV-B (MIMAROPA)	1,369	233	1,602	4%
REGION V (BICOL REGION)	1,281	294	1,575	4%
REGION II (CAGAYAN VALLEY)	1,260	228	1,488	4%
REGION X (NORTHERN MINDANAO)	1,151	188	1,339	3%
REGION XII (SOCCSKSARGEN)	1,096	173	1,269	3%
CAR (CORDILLERA ADMINISTRATIVE REGION)	893	135	1,028	2%
REGION XIII(CARAGA)	710	103	813	2%
REGION IX (ZAMBOANGA PENINSULA)	549	138	687	2%
ARMM (AUTONOMOUS REGION IN MUSLIM MINDANAO)	150	14	164	0%
TOTAL	35,323	6,245	41,568	100%

Registration by Region

