



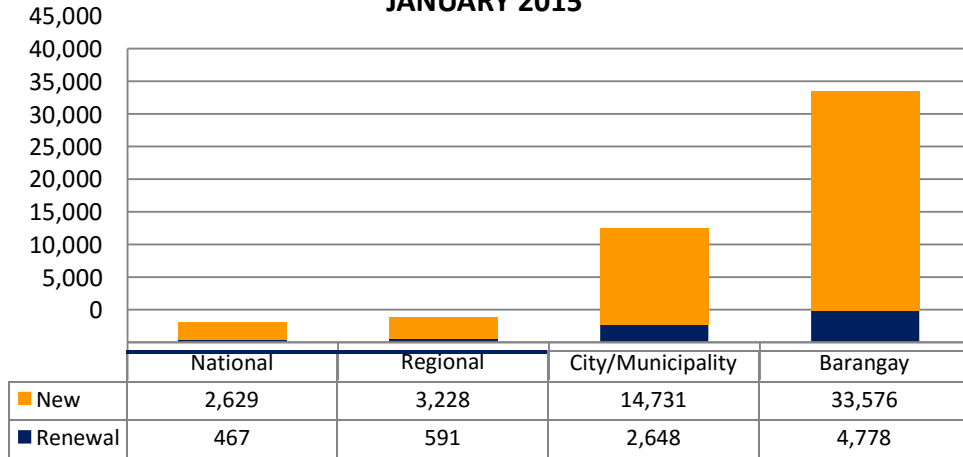
# **BNRS IN FIGURES**

**Monthly Report  
as of January 2015**

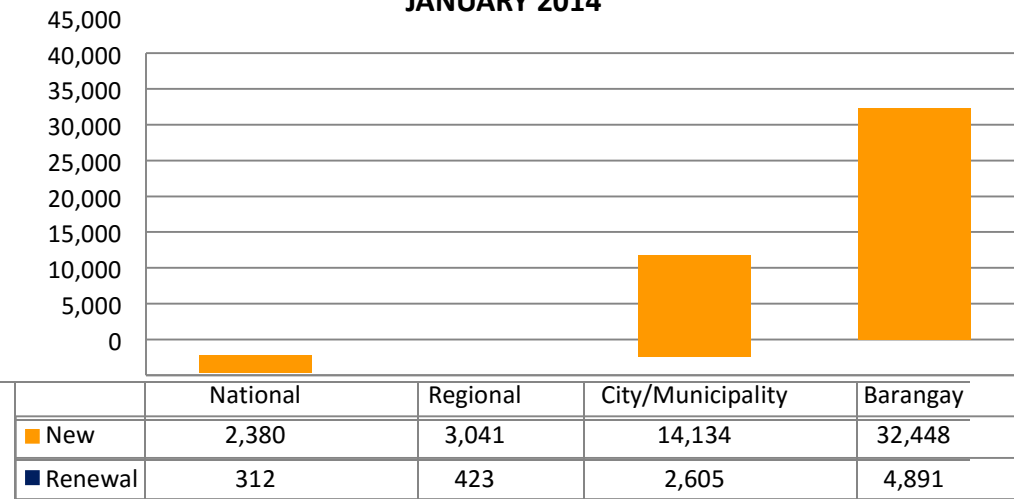
### Business Name (BN) Registration by Scope January 2015 vs 2014

TRANSACTION BY SCOPE	2015			2014			2014 to 2015 % Change
	New	Renewal	Total	New	Renewal	Total	
National	2,629	467	3,096	2,380	312	2,693	15%
Regional	3,228	591	3,819	3,041	423	3,464	10%
City/Municipality	14,731	2,648	17,379	14,134	2,605	16,739	4%
Barangay	33,576	4,778	38,354	32,448	4,891	37,339	3%
<b>Total</b>	<b>54,164</b>	<b>8,484</b>	<b>62,648</b>	<b>52,003</b>	<b>8,231</b>	<b>60,235</b>	<b>4%</b>

#### BN REGISTRATION BY SCOPE JANUARY 2015

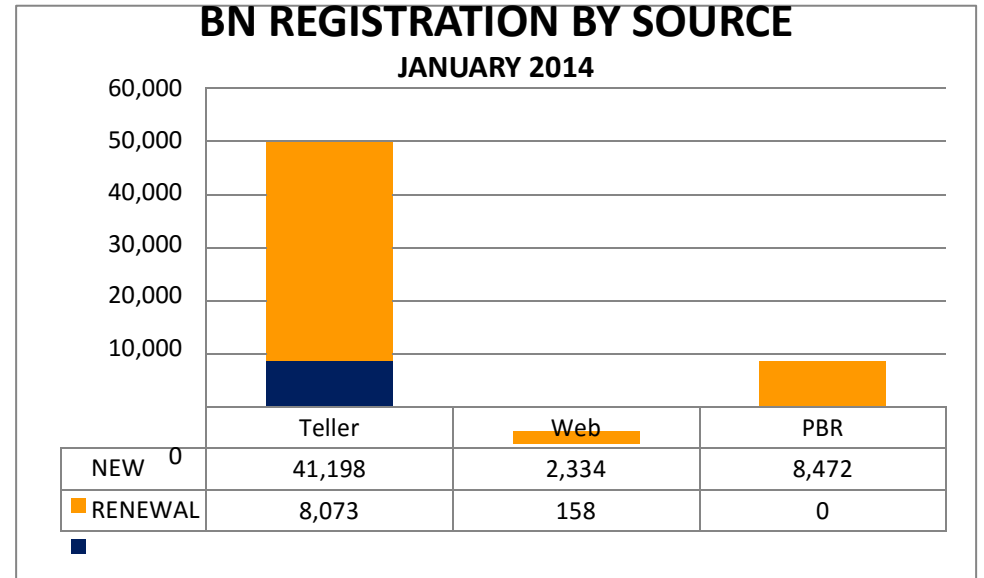
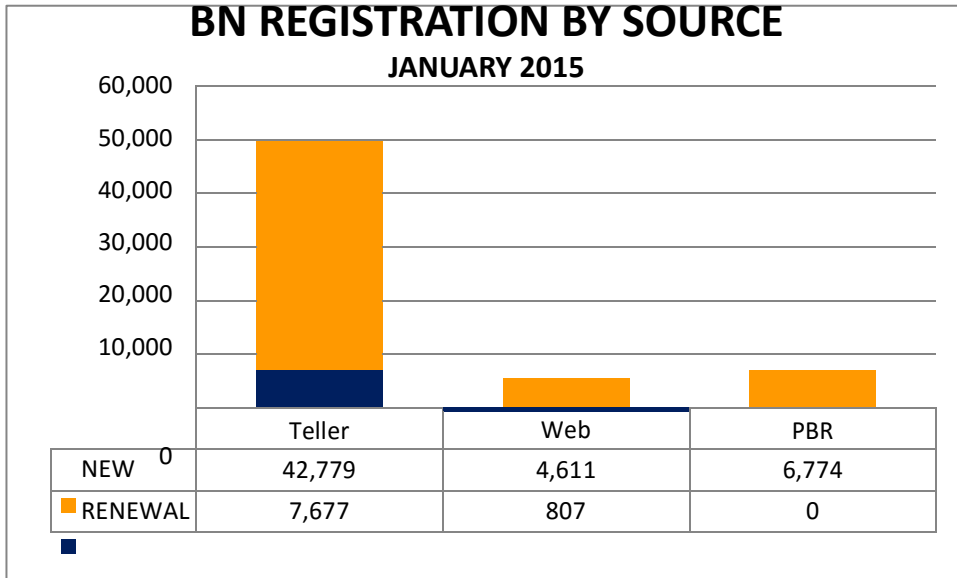


#### BN REGISTRATION BY SCOPE JANUARY 2014



### Business Name (BN) Registration by Source January 2015 vs 2014

TRANSACTION BY SOURCE	2015			2014			2014 to 2015 % Change
	New	Renewal	Total	New	Renewal	Total	
Teller	42,779	7,677	50,456	41,198	8,073	49,271	2%
Web	4,611	807	5,418	2,334	158	2,492	117%
PBR	6,774	*	6,774	8,472	*	8,472	-20%
<b>Total</b>	<b>54,164</b>	<b>8,484</b>	<b>62,648</b>	<b>52,004</b>	<b>8,231</b>	<b>60,235</b>	<b>4%</b>

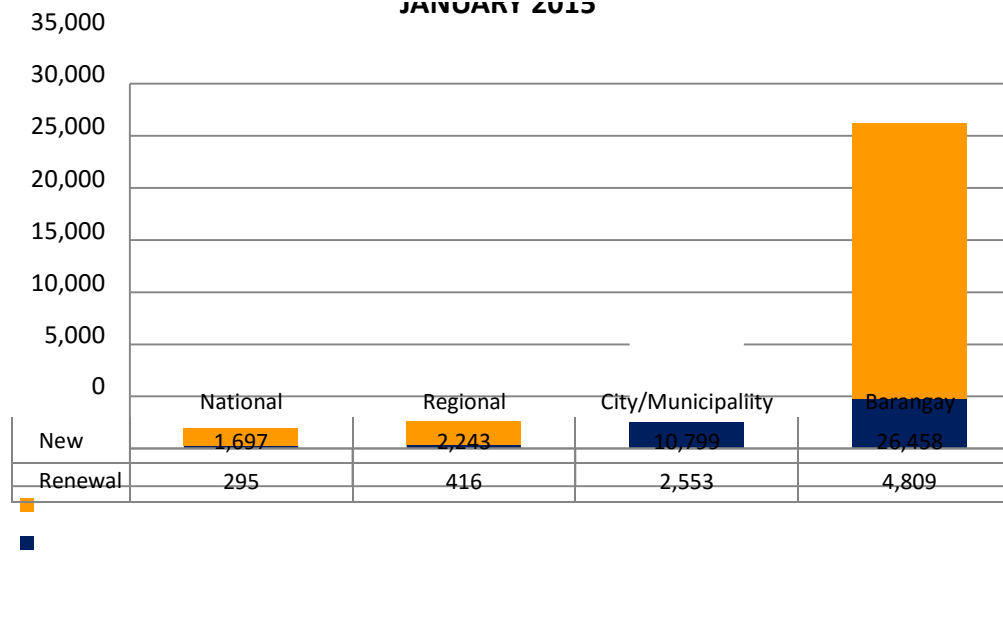


\*Business name Renewal is not applicable under PBR Source

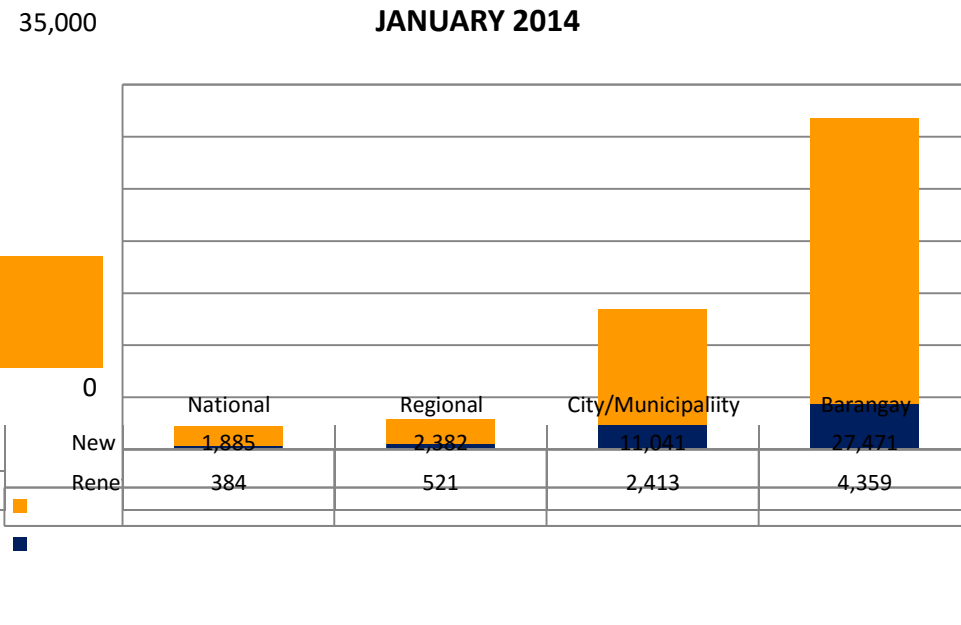
## Business Name (BN) Registration by Scope per Source (Teller) January 2015 vs 2014

Teller							
SCOPE PER SOURCE (TELLER)	2015			2014			2014 to 2015 % Change
	New	Renewal	Total	New	Renewal	Total	
National	1,885	384	2,269	1,697	295	1,882	20%
Regional	2,382	521	2,903	2,243	416	1,719	69%
City/Municipality	11,041	2,413	13,454	10,799	2,553	6,262	115%
Barangay	27,471	4,359	31,830	26,458	4,809	11,127	186%
<b>Total</b>	<b>42,779</b>	<b>7,677</b>	<b>50,456</b>	<b>41,197</b>	<b>8,073</b>	<b>49,270</b>	<b>2%</b>

### TELLER JANUARY 2015



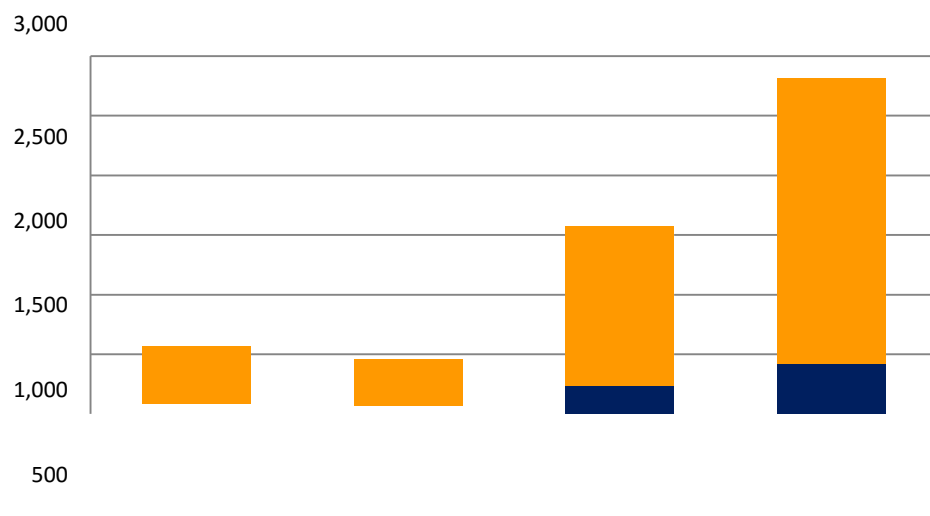
### TELLER JANUARY 2014



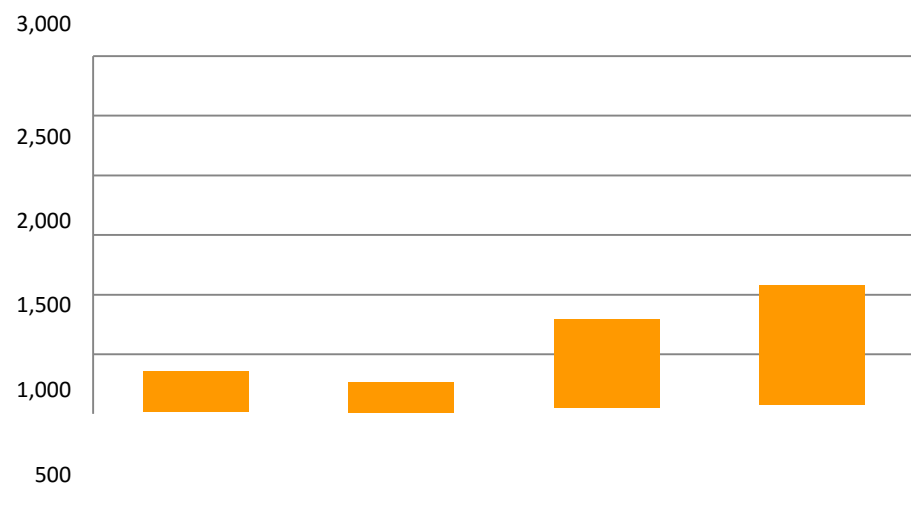
## Business Name (BN) Registration by Scope per Source (Web) January 2015 vs 2014

Web							
SCOPE PER SOURCE (WEB)	2015			2014			2014 to 2015 % Change
	New	Renewal	Total	New	Renewal	Total	
National	482	83	565	341	17	358	58%
Regional	391	70	461	254	7	261	77%
City/Municipality	1,339	235	1,574	741	52	793	99%
Barangay	2,399	419	2,818	998	82	1,080	161%
<b>Total</b>	<b>4,611</b>	<b>807</b>	<b>5,418</b>	<b>2,334</b>	<b>158</b>	<b>2,492</b>	<b>117%</b>

### WEB JANUARY 2015



### WEB JANUARY 2014

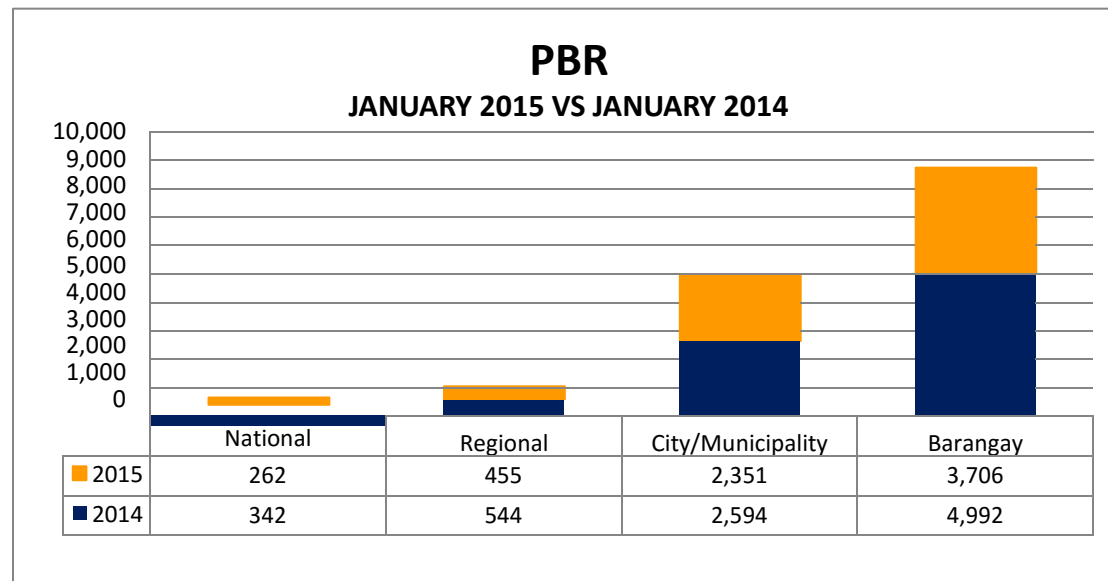


	National	Regional	City/Municipality	Barangay
New	482	391	1,339	2,399
Renewal	83	70	235	419

	National	Regional	City/Municipality	Barangay
New	341	254	741	998
Renewal	17	7	52	82

**Business Name (BN) Registration by Scope per Source (PBR)\*  
January 2015 vs 2014**

PBR					
SCOPER PER SOURCE (PBR)	2015		2014		2014 to 2015 % Change
	New	Total	New	Total	
National	262	262	342	342	-23%
Regional	455	455	544	544	-16%
City/Municipality	2,351	2,351	2,594	2,594	-9%
Barangay	3,706	3,706	4,992	4,992	-26%
<b>Total</b>	<b>6,774</b>	<b>6,774</b>	<b>8,472</b>	<b>8,472</b>	<b>-20%</b>



*\*Business name Renewal is not applicable under PBR Source*

## Business Names (BN) Registration by Region based on Owner's Location January 2015

	New	Renewal	Total	%Total
REGION IV-A (CALABARZON)	11,823	1,832	13,655	22%
NCR (NATIONAL CAPITAL REGION)	7,270	1,212	8,482	14%
REGION III (CENTRAL LUZON)	6,428	1,226	7,654	12%
REGION I (ILOCOS REGION)	3,637	764	4,401	7%
REGION VI (WESTERN VISAYAS)	3,539	416	3,955	6%
REGION II (CAGAYAN VALLEY)	2,521	375	2,896	5%
REGION VII (CENTRAL VISAYAS)	2,482	397	2,879	5%
REGION V (BICOL REGION)	2,393	412	2,805	4%
REGION IV-B (MIMAROPA)	2,209	351	2,560	4%
REGION XI (DAVAO REGION)	2,206	300	2,506	4%
REGION XII (SOCCSKSARGEN)	2,140	287	2,427	4%
REGION VIII (EASTERN VISAYAS)	1,787	247	2,034	3%
REGION X (NORTHERN MINDANAO)	1,715	203	1,918	3%
CAR (CORDILLERA ADMINISTRATIVE REGION)	1,704	182	1,886	3%
REGION XIII (CARAGA)	1,157	110	1,267	2%
REGION IX (ZAMBOANGA PENINSULA)	1,008	164	1,172	2%
ARMM (AUTONOMOUS REGION IN MUSLIM MINDANAO)	145	6	151	0%
<b>Total</b>	<b>54,163</b>	<b>8,484</b>	<b>62,648</b>	<b>100.00%</b>

