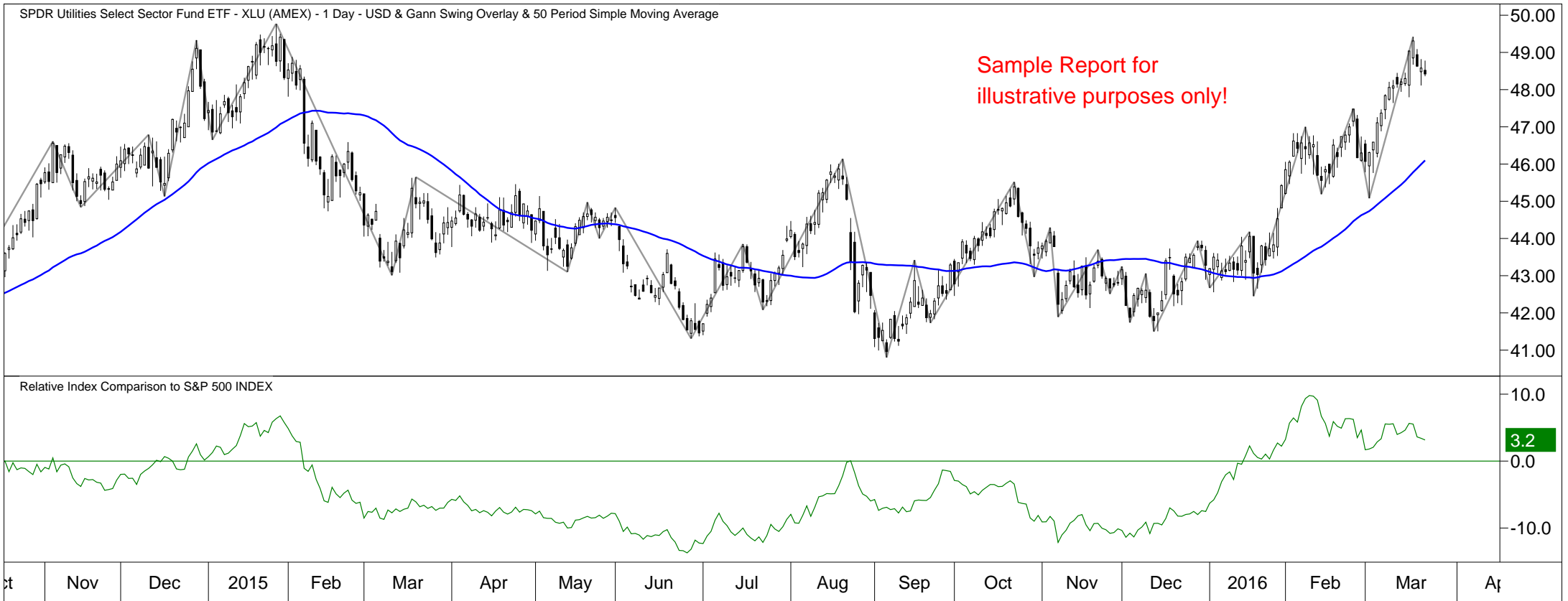
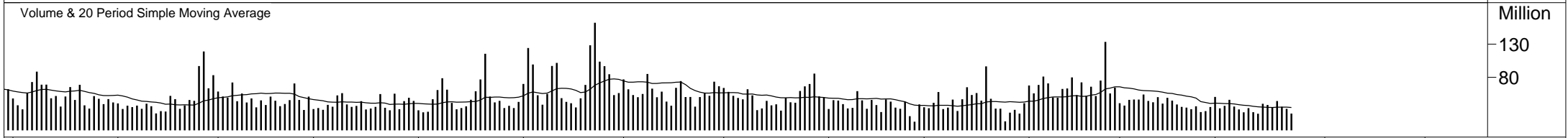
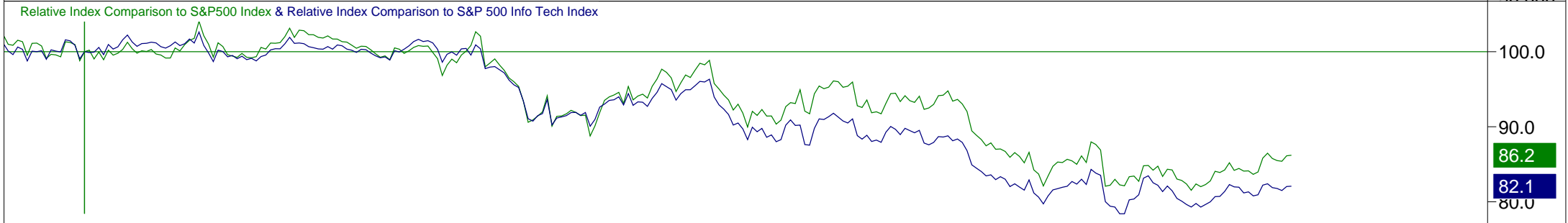
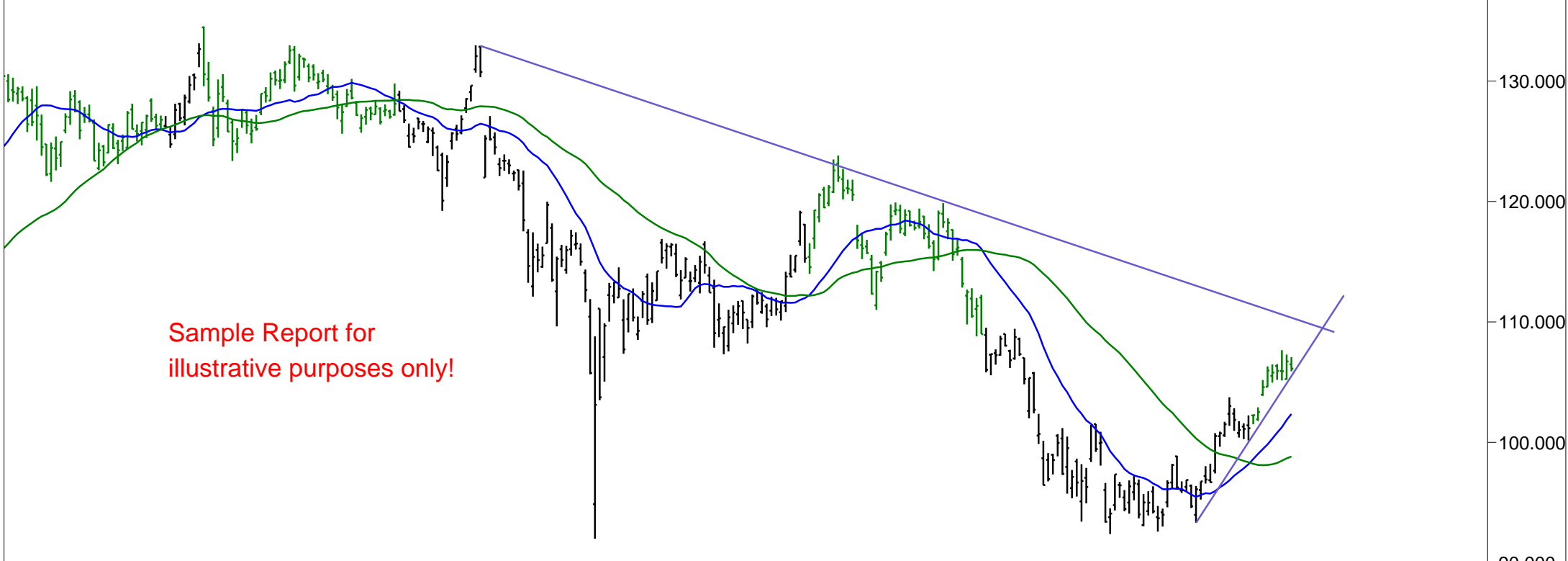
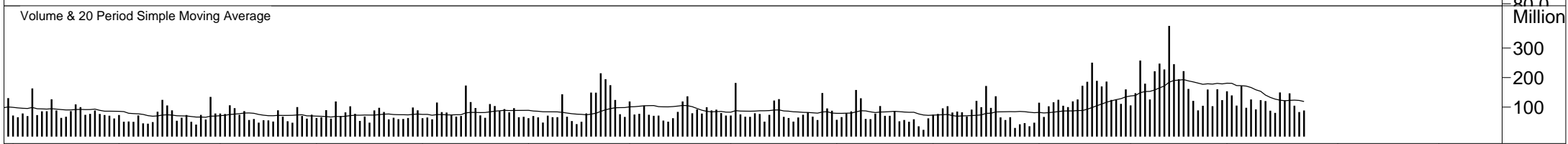
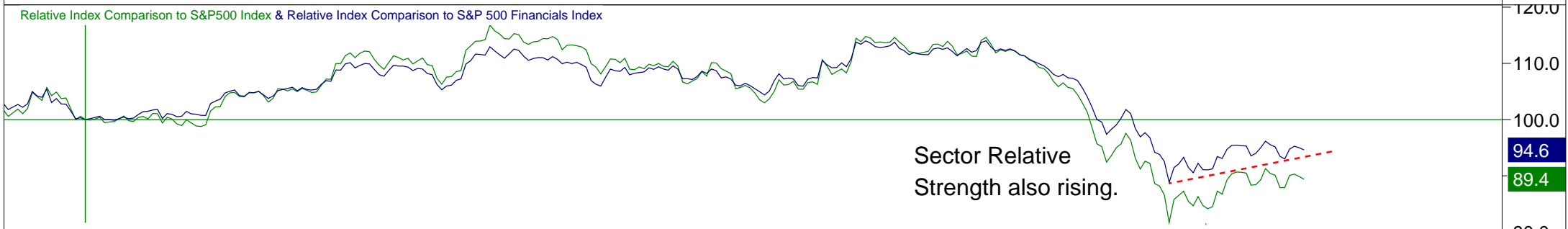


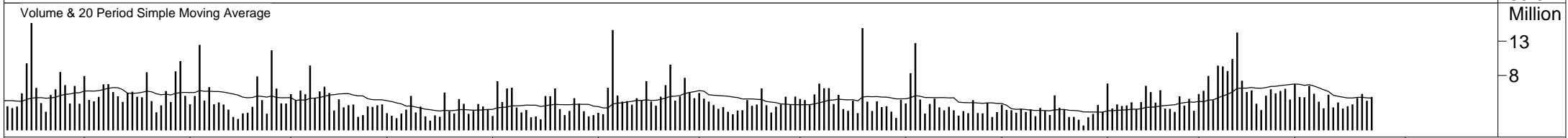
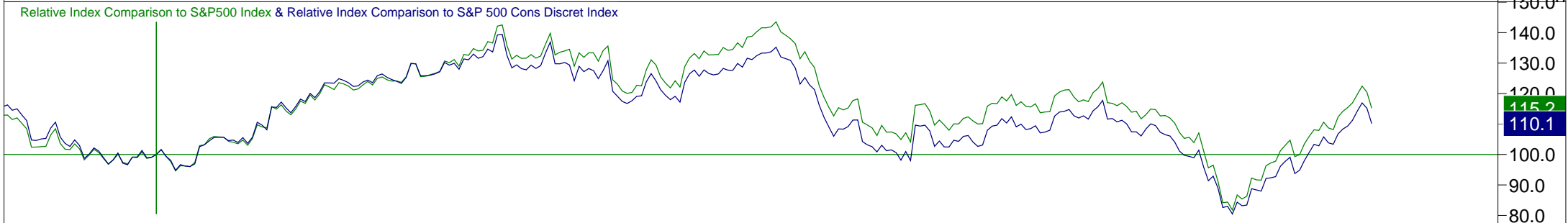
Code	Name	Last	Change (%)	5 day %	1Mo%	3Mo%	YTD%	50MA sloping up?	200MA sloping up?	RSI(14)
XLU	SPDR Utilities Select Sector Fund ETF	48.42	-0.33%	0.25%	3.59%	13.03%	1,187.62%	True	True	62.5
XLI	SPDR Industrial Select Sector Fund ETF	55.64	-0.57%	2.92%	6.61%	5.26%	496.13%	True	False	71.4
XLE	SPDR Energy Select Sector Fund ETF	62.92	-0.55%	1.76%	8.00%	5.68%	431.03%	True	False	61.9
XLB	SPDR Materials Select Sector Fund ETF	45.11	-1.14%	2.06%	8.62%	4.45%	389.22%	True	False	65.5
XLP	SPDR Consumer Staples Select Sector Fund	52.37	-0.59%	-0.34%	2.51%	3.60%	372.35%	True	True	59.2
XLK	SPDR Technology Select Sector Fund ETF	43.75	0.02%	1.56%	6.19%	1.96%	214.80%	True	True	69.6
XLY	SPDR Consumer Discretionary Select Sector	78.00	-0.17%	0.55%	5.19%	-0.37%	-20.57%	True	True	66.1
XTL	SPDR S&P Telecom ETF	55.94	-0.18%	1.97%	6.47%	1.25%	-49.80%	True	False	61.6
XLF	SPDR Financial Select Sector Fund ETF	22.62	-0.31%	0.94%	6.15%	-4.76%	-507.76%	True	False	62.5
XLV	SPDR Health Care Select Sector Fund ETF	67.90	1.00%	0.98%	1.54%	-5.18%	-573.37%	False	False	55.0





Mar	Apr	May	Jun	Jul	Aug	Sep	Oct	Nov	Dec	2016	Feb	Mar	Apr	Ma
-----	-----	-----	-----	-----	-----	-----	-----	-----	-----	------	-----	-----	-----	----

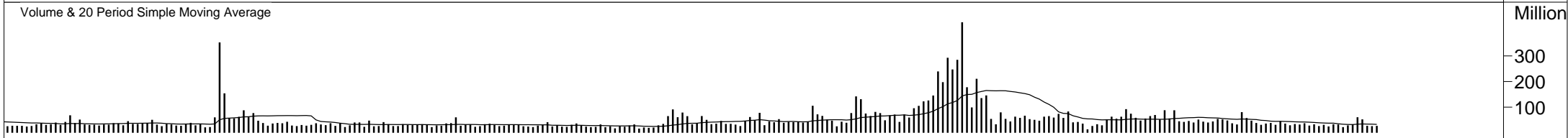
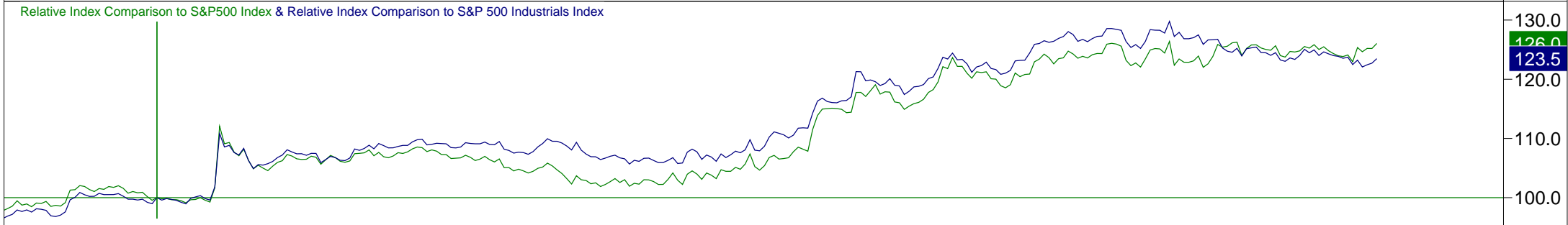




Feb	Mar	Apr	May	Jun	Jul	Aug	Sep	Oct	Nov	Dec	2016	Feb	Mar	Apr
-----	-----	-----	-----	-----	-----	-----	-----	-----	-----	-----	------	-----	-----	-----



Sample Report for illustrative purposes only!



Feb	Mar	Apr	May	Jun	Jul	Aug	Sep	Oct	Nov	Dec	2016	Feb	Mar	Apr
-----	-----	-----	-----	-----	-----	-----	-----	-----	-----	-----	------	-----	-----	-----

