Dear Parents

FISHY WEEK

It has been a fun week of learning and discovering about fishes!
And we brought the fishes into our Kindy !

Portable Aquariums

We set up 2 small aquariums …
…one for the small feeder fish and the other with just one beta fish (fighting fish)…
The children were observant and asked good questions
(e.g. why the beta fish is all alone, what do the fishes eat, etc …)

Our Bethany Koi Pond



We paid a visit to our Bethany Koi Pond up on the 4th floor.. And many were surprised at how BIG our kois are !

Biology Lesson – Dissection of a fish

Show and Tell with a fresh fish
….. naming the different parts of the fish
(tail, fins, eyes, gills..) ….

And the fun part - Dissecting the fish to find out what is inside !

Time to handle the fish…..

…….checking out the gills, the flesh, scales and even smelling the fish !

……so if the children came back home smelling fishy… you know why !

It was a fun week of learning about fishes



Peace	Joy	Love (1&2)
	English Language & Literacy	
- Info Time: a) Introduction to fish - Parts of a fish ○ How do fish breathe ○ How do fish swim - Types of fish - How to care for your pet fish - Unique aquariums made - Phonics		- Phonics: a) Letter recognition C b) Things that start with letter C c) Song: Candles on cake, c, c, c d) Activity: Stick a candle on a cake

Peace:

a) Introduction to short vowel family "it"
b) List of 3- and 4-letters "it" words
c) Worksheet – Say the name of the picture and fill in the beginning letter for the "it" word (hit, sit, knit, split, lit and pit)

Joy:

a) Revision of letter sounds
b) Find a letter. Name and sound the letter. Give a word that starts with this letter

Learning Corner:

a) Draw a picture of something that begins with the letters F, I, S and H

b) Phonics – Write the starting letter of each picture
c) Phonics – Match the correct pictures to their word family

- Learning Corner:

a) Sequence a-m

b) Sequence N-Z

Love 1

- Activities:

a) Worksheet: Cc is for cotton candy
- Fluff up cotton wool, paste on worksheet, spray paint over.

b) Letter C familiarisation:
- Drive a car around a 'C' track

c) Storybook:
"The Goodbye Book" by Todd Parr

Love 2

- Learning Corner

a) Spell goldfish with magnetic letters with reference.

d) Identify the different parts of the fish (eye, mouth, tail, fin, gill, scales)

e) Pick the capital letter and write its corresponding small letter

- Worksheet: Write the small letters

c) Match capital to small letters

d) Spell your name
e) Phonics – match the pictures to their starting letter

- Worksheet: Cut and paste the small letters their capital letter counterparts. [Ff-Jj]

- Info Time:

a) What is a fish? Where do pet fishes stay?
b) Did you know that some fishes lay eggs while others give birth to their young alive?

- Worksheet/Activity: Prewriting – trace vertical lines

Chinese Language

- ér gē sān tiáo yú
儿歌：三条鱼

- cí huì yú tóu lín piàn qí wěi ba shēn tǐ yú gāng shuǐ lǐ
词汇：鱼、头、鳞片、鳍、尾巴、身体；鱼缸、水里

- cí huì yú tóu shēn tǐ wěi ba yú gāng shuǐ lǐ
词汇：鱼、头、身体、尾巴；鱼缸、水里

- zuò yè pèi duì yú tóu shēn tǐ wěi ba
作业：配对（鱼头、身体、尾巴）

- ér gē sān tiáo yú
儿歌：三条鱼

Love 1

- cí huì yú yī
词汇：鱼；一

zuò yè pèi duì yú tóu lín
- 作 业 ： 配 对 （鱼 头 、 鳞
piàn qí wěi ba
片 、鳍、 尾 巴 ）

bù shǒu bù shǒu
- 部 首 ： 部 首

yuè dú yī bù yī bù zǒu ā zǒu
- 阅 读 ： 一步一步， 走 啊 走

- 角落区：

corner：

pèi duì yīng wén zhōng wén
a) 配 对（英 文 / 中 文 ）：
xīng qī yī dào xīng qī tiān
星 期一 到 星 期 天

pèi duì hàn zì yīng wén liù
b) 配 对（汉 字/ 英 文 ）： 六
yuè dào jiǔ yuè
月 到 九 月

pèi duì xiǎo xiǎo zuǐ er ài chàng
c) 配 对 ： 小 小 嘴 儿爱 唱
gē xiǎo xiǎo yǎn jing kàn dōng
歌、 小 小 眼 睛 看 东
xī xiǎo xiǎo bí zi wén xiāng wèi er
西、 小 小 鼻子 闻 香 味 儿

pèi duì tā zài chī hàn bǎo bāo
d) 配 对 ： 他 在 吃 汉 堡 包 、
tā zài chàng gē tā zài chuī pào
他在 唱 歌、他 在 吹 泡
pào tā zài hē shuǐ
泡 、他 在 喝 水

pái xù jīn tiān shì yuè
e) 排 序 ： 今 天 是____ 月 ____
rì xīng qī
__日 星 期__

bǐ huà shù héng fù xí
- 笔 画 ： 竖； 横 （复习）

- 角落区：

corner：

tián kòng xīng qī èr sì hé tiān
a) 填 空 ： 星 期二、四和 天
pái xù yī dào shí
b) 排 序 ：一 到 十
shǔ shù liù dào jiǔ
c) 数 数 ：六 到 九

fēn lèi zhèng fāng xíng cháng
d) 分 类： 正 方 形 、 长
fāng xíng
方 形

pèi duì yǎn jing bí zi ěr
e) 配 对 ： 眼 睛 、鼻子、耳
duo zuǐ ba wěi ba
朵 、嘴 巴、 尾 巴

Love 2

cí huì yú yǎn jing wěi ba shuǐ
- 词汇 ：鱼、 眼 睛 、尾 巴、 水

- 角落区：

corner：

shǔ shù yú sì
a) 数 数 （鱼 ） ： 四
pái xù yī dào sì
b) 排 序 ： 一 到 四

pīn tú yú
c) 拼 图 ： 鱼

Discovery Corner

Joy & Peace

MY AQUARIUM!

Creating our fish using the outline of our hands!

Decorating our aquarium and beautifying our fishes with colour pencils, crayons, and do-a-dot markers!

TA-DA!!

Love 1

PUFFY FISH

We love our BIG puffy fish !

Here's how we created our fishes .....

Using dot markers to decorate our fishes...

Crushing newspaper into balls

And finally, stuffing the crushed newspaper balls into the fishes!

Show, Tell & Share

Love 1

Joshua could not wait to show his friends his cheesy book- Geraldine the Music Mouse

Love 2

Left to right:

Kendrick brought a lollipop and said it is his favourite sweet.
Ethan was happy to show everyone the shooter he made out of Lego.
Lewisa was able to tell that her helicopter is pink and yellow.
Sophie had a metal tin that said cookie shop. The children started talking about their favourite cookies.
Avril's dog is dressed in CNY costume and she invited her friends to her house to celebrate CNY.

Mathematics

- Math is Fun:

Peace

a) Number recognition (1-50); bigger than/smaller than
b) Activity: Identify number given at random. Teacher takes another number, those whose numbers are 'bigger than' will stand. Child with biggest number will be determined through elimination. The same goes for 'smaller than'.

Joy

a) Counting with smaller/bigger numbers
b) Activity: Count the dots on the card and compare with a friend to find out who has the bigger number. Standing in the order of smallest to biggest number.

- Learning Corner:

a) Subtraction from 5
b) Addition up to 10
c) Sort the numbers into Odd/Even numbers (1-12)
d) Count backwards – Fill in the missing numbers (15-1)

e) Match the numerals to their number words (6-10)

- Learning Corner:

a) Continue the sequence (1-12)

b) AB, ABB pattern - Complete the pattern
c) Count backwards – Sequence numbers (10-1)
d) 1-to-1 correspondence – Match the picture to the correct number (1-10)

- Math is Fun: Shape recognition. Using ice cream sticks to make shapes (triangle, square, rectangle)

Love 1

- Activities:
  Number recognition (1-10)

a) Match the numerals given, according to sequence

b) Worksheet : Matching (1-3)
Match the numerals 1-3 using clear glue

Love 2

- Learning Corner: Rational counting of fishes (1-5)

 - Worksheet: Count the objects and write the number digit (11-20)	 e) Rational counting – Place the correct quantity of fishes into the net (9-12) - Worksheet: Write down the numeral of the numbers called (1-12)	- Worksheet/Activity: sort shaped fishes into fish tanks (triangle, square, circle)
Writing & IT		
Language **Joy:** Trace and write letters Aa-Dd. **Peace:** "I am in Peace class." **IT** **Joy & Peace** Fish: https://www.youtube.com/watch?v=u_Xv5BRnflA		

Mass Activity

Around We Go!

A comeback of our all-time favourite…. Mouse and the trap!
This time, we had to prevent the fishes from escaping!

Creating a big circle for the circumference of our gates

Gate closes in 10 seconds!
Fishes in the centre, gates open and….. GO!

Weaving in and out as we countdown from 10

A challenge for the gates… ROTATE!
Coordinating our limbs and moving as one

"Open, close, open, close"

Splitting up into smaller groups to perform some balancing actions with our friends

Practising rotating as a small group …

Moving as a circle using the cue words "*Open, close, open, close*"
to encourage the children to display an action similar to sliding.

This skill will be incorporated into the game of our individual classes!

Love 1 & 2

SLIDING

Zig-zag lines were drawn on the floor.
The **Love** children took turns to practise their sliding skills!
Moving slowly along the lines
"*Open, close, open, close*"






Crepe paper pom poms were given to the children as props to mimic waves.
Holding the props, hey slide to the end and sprint back!

Joy & Peace

Stop that fish!

Putting their sliding skills to the test through a game!

Gameplay:

a) Seaweeds are placed in the playing field in 3 rows.

b) The goal of the fishes is to swim (run) through the seaweed to the other side.





c) To block the pathway of the fishes, the seaweed can only side left and right on their allocated row.

Familiar ingredients ?

And the **Peace** children were able to guess from the ingredients that we were going to make ……

Baked Rice

1st : Cut the sausage into slices ...(as thin as you can)

2nd : Scoop 3 spoonful of rice and add in the sliced sausages

3rd : Scoop 3 spoonful of soup and mix ingredients

4th : Pour into the communal tray and top it up with shredded cheese for baking

5th : Into the oven & in a jiffy, it's ready !!!

Notice the different portions –
regular;
with cheese w/o sausage;
with sausage w/o cheese

And this is our favourite moment of cooking ....
Enjoying the fruit of our labour
"Bon Appetit!"
And of course with seconds and thirds

Aesthetics (Music & Movement)

Love 1 & Love 2

PASS THE BEAN BAG

Passing the bean bag can be so much fun!
Especially when the children learn to pass the bean bag round according to the lyrics and tempo (fast/slow) of the song!

An activity like this trains their listening skills and their ability to perform as instructed. ☺

Songs:
a) "These Are My Glasses"
b) "There Was A Crocodile" (https://www.youtube.com/watch?v=IkanoEmIcHM)

Joy & Peace

WE'RE GOING ON A BEAR HUNT

And that meant having to pass through different terrains!

The children made sound effects of the different terrains
using items like **plastic sheets**, **water bottles** and **velcro strips**!

GRASSLAND

Waving plastic sheets to create the sound of tall wavy grass.

Swish .. swish .. swish!

RIVER

Splash!

Splash!

Shaking half-filled bottles vigorously to create the sound of fast flowing river.

Splash!

MUDFLATS

Detaching and attaching two velcro strips to create a sticky sound for the last terrain!

SQUISH!

SQUISH! SQUISH!

Songs:
a) "Who's Got The Bean Bag"
b) "Pass The Bean Bag"

Kindy Family News

Rilley Llaga joins Love 2